

**NOTICE OF AND AGENDA FOR REGULAR
MEETING OF FORT SCOTT CITY COMMISSION**

City Hall Commission Room – 123 S. Main Street, Fort Scott, KS 66701

January 20, 2026 – 6:00 P.M.

I. Call to Order

II. Pledge of Allegiance

III. Invocation

IV. Approval of Agenda

V. Consent Agenda

- A. Approval of Appropriation Ordinance 1400-A – Expense Approval Report – Payment Dates of January 1, 2026 – January 13, 2026 - \$440,300.54
- B. Approval of 2026 Cereal Malt Beverage (CMB) License For Consumption on the Premises: Fifth Wheel Tavern – 206 N. Humbolt St., Fort Scott, KS 66701
- C. Approval of 2026 Occupation License – Precious Metals Dealer – Hulberts Jewelry LLC/Bartelsmeyer Jewelry – 22 N. Main St., Fort Scott, KS 66701
- D. Request to Pay – Earles Engineering & Inspection LLC – Invoice 18373 – EEI Project No. 25-12 East National Phase I – Design – 60% Complete - \$15,525.00
- E. Approval of Minutes: Regular Meeting of January 6, 2026
- F. December Financials

VI. Public Comment

VII. Appearances

- 1. **Amanda Lancaster** – 2024 Audit and Consideration to Approve Invoice 176143 – Certified Audit of Records and Preparation of Audit Report for the Year Ended December 21, 2024 - \$20,200.00

IX. Unfinished Business

- A. Consideration of RESOLUTION NO. 8-2026 A RESOLUTION OF THE CITY COMMISSION OF THE CITY OF FORT SCOTT, KANSAS, ENDORSING PARTICIPATION IN THE KANSAS MAIN STREET PROGRAM AND DESIGNATING THE LOCAL MAIN STREET ORGANIZATION – Lindsay Madison
- B. Consideration of RESOLUTION NO. 5-2026 A RESOLUTION FOR EXEMPTION FROM GENERALLY ACCEPTED ACCOUNTING PRACTICES (GAAP) UNDER K.S.A. 1120A – Ben Hart
- C. Consideration setting a date for a Budget Workshop with BakerTilly
- D. Consideration of RESOLUTION NO. 6-2026 RESOLUTION DIRECTING THE REPAIR OR REMOVAL OF AN ALLEGED UNSAFE AND DANGEROUS STRUCTURE AT 1403 E. OAK – Tabled November 18, 2025, for (30) days – Previously presented as Resolution No. 37-2025 – L. Kruger

E. Status Reports on Pending Demolition Proceedings - *L. Kruger*

1. 1626 E. Pine
2. 1815 E. Oak

X. New Business

Action Items:

- A. Consideration of RESOLUTION NO. 6-2026 RESOLUTION AND NOTICE OF HEARING WITH REFERENCE TO ALLEGED UNSAFE AND DANGEROUS STRUCTURE(S) AT 406 S. HORTON, FORT SCOTT, KS 66701
- B. Consideration to purchase Water Truck
- C. Discussion to adopt International Building Code (IBC) 2018 - *L. Dillon*

XI. Reports and Comments

XII. Adjourn



Fort Scott, KS

Expense Approval Report

By Vendor DBA

Payment Dates 1/1/2026 - 1/13/2026

Payable Date	Payable Number	Account Name	Account Number	Description (Item)	Amount
Vendor DBA: 65106 - 4 STATE SANITATION LLC					
01/08/2026	012026	TRASH / RECYCLING	100-190-727005	MONTHLY TRASH SERVICE (JA...	22.34
01/08/2026	012026	TRASH / RECYCLING	100-210-727005	MONTHLY TRASH SERVICE (JA...	139.00
01/08/2026	012026	TRASH / RECYCLING	100-310-727005	MONTHLY TRASH SERVICE (JA...	117.00
01/08/2026	012026	TRASH / RECYCLING	100-400-727005	MONTHLY TRASH SERVICE (JA...	117.00
01/08/2026	012026	TRASH / RECYCLING	100-405-727005	MONTHLY TRASH SERVICE (JA...	82.00
01/08/2026	012026	TRASH / RECYCLING	100-410-727005	MONTHLY TRASH SERVICE (JA...	57.00
01/08/2026	012026	TRASH / RECYCLING	100-430-727005	MONTHLY TRASH SERVICE (JA...	87.00
01/08/2026	012026	TRASH / RECYCLING	100-440-727005	MONTHLY TRASH SERVICE (JA...	67.00
01/08/2026	012026	TRASH / RECYCLING	204-300-727005	MONTHLY TRASH SERVICE (JA...	43.50
01/08/2026	012026	TRASH / RECYCLING	219-425-727005	MONTHLY TRASH SERVICE (JA...	57.00
01/08/2026	012026	TRASH / RECYCLING	711-500-727005	MONTHLY TRASH SERVICE (JA...	57.00
01/08/2026	012026	TRASH / RECYCLING	711-510-727005	MONTHLY TRASH SERVICE (JA...	43.50
01/08/2026	012026	TRASH / RECYCLING	711-520-727005	MONTHLY TRASH SERVICE (JA...	22.33
01/08/2026	012026	TRASH / RECYCLING	711-530-727005	MONTHLY TRASH SERVICE (JA...	82.00
01/08/2026	012026	TRASH / RECYCLING	712-540-727005	MONTHLY TRASH SERVICE (JA...	57.00
01/08/2026	012026	TRASH / RECYCLING	712-550-727005	MONTHLY TRASH SERVICE (JA...	57.00
01/08/2026	012026	TRASH / RECYCLING	712-555-727005	MONTHLY TRASH SERVICE (JA...	22.33
Vendor DBA 65106 - 4 STATE SANITATION LLC Total:					1,130.00
Vendor DBA: 54731 - 4STATE MAINTENANCE SUPPLY CO					
12/30/2025	695471	JANITORIAL SUPPLIES	100-440-745000	TRASH BAGS/2 CASES	94.08
Vendor DBA 54731 - 4STATE MAINTENANCE SUPPLY CO Total:					94.08
Vendor DBA: 01026 - ADVANCE INSURANCE COMPANY					
01/02/2026	INV0015922	PAYROLL LIABILITY CLEARING	100-000-202000	Life Insurance Employer Spon...	115.23
01/02/2026	INV0015922	PAYROLL LIABILITY CLEARING	203-000-202000	Life Insurance Employer Spon...	4.20
01/02/2026	INV0015922	PAYROLL LIABILITY CLEARING	204-000-202000	Life Insurance Employer Spon...	30.58
01/02/2026	INV0015922	PAYROLL LIABILITY CLEARING	219-000-202000	Life Insurance Employer Spon...	12.60
01/02/2026	INV0015922	PAYROLL LIABILITY CLEARING	711-000-202000	Life Insurance Employer Spon...	34.52
01/02/2026	INV0015922	PAYROLL LIABILITY CLEARING	712-000-202000	Life Insurance Employer Spon...	16.68
Vendor DBA 01026 - ADVANCE INSURANCE COMPANY Total:					213.81
Vendor DBA: VEN01457 - ALEXANDER BARNER					
12/22/2025	INV0015871	REFUNDS	100-170-750003	BARNER, MARQUIS DVON	200.00
Vendor DBA VEN01457 - ALEXANDER BARNER Total:					200.00
Vendor DBA: 65853 - AMAZON CAPITAL SERVICES					
12/22/2025	1YQX-GJLL-XQM1	OFFICE SUPPLIES	100-190-744000	DESK CALENDARS 2026	85.90
Vendor DBA 65853 - AMAZON CAPITAL SERVICES Total:					85.90
Vendor DBA: 61620 - ASCAP					
01/08/2026	2026	LICENSE / PERMIT	100-190-727016	ANNUAL LICENSE FEE(2026) #...	458.00
Vendor DBA 61620 - ASCAP Total:					458.00
Vendor DBA: VEN01410 -					
01/02/2026	INV0015894	PAYROLL LIABILITY CLEARING	100-000-202000	ASSURITY ACCIDENT	105.15
01/02/2026	INV0015894	PAYROLL LIABILITY CLEARING	203-000-202000	ASSURITY ACCIDENT	14.09
01/02/2026	INV0015894	PAYROLL LIABILITY CLEARING	204-000-202000	ASSURITY ACCIDENT	86.92
01/02/2026	INV0015894	PAYROLL LIABILITY CLEARING	219-000-202000	ASSURITY ACCIDENT	6.95
01/02/2026	INV0015894	PAYROLL LIABILITY CLEARING	711-000-202000	ASSURITY ACCIDENT	82.76
01/02/2026	INV0015894	PAYROLL LIABILITY CLEARING	712-000-202000	ASSURITY ACCIDENT	28.59
01/02/2026	INV0015895	PAYROLL LIABILITY CLEARING	100-000-202000	ASSURITY ACCIDENT SS	228.31
01/02/2026	INV0015896	PAYROLL LIABILITY CLEARING	100-000-202000	ASSURITY CRITICAL ILLNESS	176.73
01/02/2026	INV0015896	PAYROLL LIABILITY CLEARING	203-000-202000	ASSURITY CRITICAL ILLNESS	13.16
01/02/2026	INV0015896	PAYROLL LIABILITY CLEARING	204-000-202000	ASSURITY CRITICAL ILLNESS	19.03
01/02/2026	INV0015896	PAYROLL LIABILITY CLEARING	219-000-202000	ASSURITY CRITICAL ILLNESS	14.55
01/02/2026	INV0015896	PAYROLL LIABILITY CLEARING	711-000-202000	ASSURITY CRITICAL ILLNESS	88.95

Expense Approval Report

Payment Dates: 1/1/2026 - 1/13/2026

Payable Date	Payable Number	Account Name	Account Number	Description (Item)	Amount
01/02/2026	INV0015896	PAYROLL LIABILITY CLEARING	712-000-202000	ASSURITY CRITICAL ILLNESS	53.15
01/02/2026	INV0015897	PAYROLL LIABILITY CLEARING	100-000-202000	ASSURITY CRITICAL ILLNESS SS	69.01
01/02/2026	INV0015898	PAYROLL LIABILITY CLEARING	100-000-202000	ASSURITY HOSPITAL INDEMN...	15.87
01/02/2026	INV0015898	PAYROLL LIABILITY CLEARING	203-000-202000	ASSURITY HOSPITAL INDEMN...	12.36
01/02/2026	INV0015898	PAYROLL LIABILITY CLEARING	204-000-202000	ASSURITY HOSPITAL INDEMN...	12.36
01/02/2026	INV0015898	PAYROLL LIABILITY CLEARING	711-000-202000	ASSURITY HOSPITAL INDEMN...	103.64
01/02/2026	INV0015898	PAYROLL LIABILITY CLEARING	712-000-202000	ASSURITY HOSPITAL INDEMN...	28.16
01/02/2026	INV0015899	PAYROLL LIABILITY CLEARING	100-000-202000	ASSURITY HOSPITAL INDEMN...	60.45
01/02/2026	INV0015900	PAYROLL LIABILITY CLEARING	100-000-202000	ASSURITY SHORT TERM DISAB...	117.61
01/02/2026	INV0015900	PAYROLL LIABILITY CLEARING	203-000-202000	ASSURITY SHORT TERM DISAB...	11.86
01/02/2026	INV0015900	PAYROLL LIABILITY CLEARING	204-000-202000	ASSURITY SHORT TERM DISAB...	140.46
01/02/2026	INV0015900	PAYROLL LIABILITY CLEARING	219-000-202000	ASSURITY SHORT TERM DISAB...	21.24
01/02/2026	INV0015900	PAYROLL LIABILITY CLEARING	711-000-202000	ASSURITY SHORT TERM DISAB...	130.24
01/02/2026	INV0015900	PAYROLL LIABILITY CLEARING	712-000-202000	ASSURITY SHORT TERM DISAB...	82.11
01/02/2026	INV0015901	PAYROLL LIABILITY CLEARING	100-000-202000	ASSURITY TERM LIFE	340.74
01/02/2026	INV0015901	PAYROLL LIABILITY CLEARING	203-000-202000	ASSURITY TERM LIFE	49.22
01/02/2026	INV0015901	PAYROLL LIABILITY CLEARING	204-000-202000	ASSURITY TERM LIFE	84.21
01/02/2026	INV0015901	PAYROLL LIABILITY CLEARING	219-000-202000	ASSURITY TERM LIFE	19.21
01/02/2026	INV0015901	PAYROLL LIABILITY CLEARING	711-000-202000	ASSURITY TERM LIFE	217.25
01/02/2026	INV0015901	PAYROLL LIABILITY CLEARING	712-000-202000	ASSURITY TERM LIFE	93.20
Vendor DBA VEN01410 - ASSURITY Total:					2,527.54
Vendor DBA: 57711 - AT&T					
12/21/2025	6202231153-122125	UTILITY - TELEPHONE	207-220-723004	BBCO E911	1,437.10
01/08/2026	122125	UTILITY - TELEPHONE	100-310-723004	TELEPHONE/620 223-1732 780..	544.02
Vendor DBA 57711 - AT&T Total:					1,981.12
Vendor DBA: 02129 - BCBS OF KANSAS					
01/02/2026	INV0015909	PAYROLL LIABILITY CLEARING	100-000-202000	Health Insurance - 3200011	219.61
01/02/2026	INV0015909	PAYROLL LIABILITY CLEARING	203-000-202000	Health Insurance - 3200011	362.06
01/02/2026	INV0015909	PAYROLL LIABILITY CLEARING	711-000-202000	Health Insurance - 3200011	575.21
01/02/2026	INV0015909	PAYROLL LIABILITY CLEARING	712-000-202000	Health Insurance - 3200011	213.16
01/02/2026	INV0015910	PAYROLL LIABILITY CLEARING	100-000-202000	Health Insurance - 3200011	2,036.22
01/02/2026	INV0015910	PAYROLL LIABILITY CLEARING	204-000-202000	Health Insurance - 3200011	2,340.36
01/02/2026	INV0015910	PAYROLL LIABILITY CLEARING	219-000-202000	Health Insurance - 3200011	703.84
01/02/2026	INV0015910	PAYROLL LIABILITY CLEARING	711-000-202000	Health Insurance - 3200011	1,709.02
01/02/2026	INV0015910	PAYROLL LIABILITY CLEARING	712-000-202000	Health Insurance - 3200011	1,973.84
01/02/2026	INV0015911	PAYROLL LIABILITY CLEARING	100-000-202000	Health Insurance - 3200011	4,513.07
01/02/2026	INV0015912	PAYROLL LIABILITY CLEARING	100-000-202000	Health Insurance - 3200011	6,363.14
01/02/2026	INV0015912	PAYROLL LIABILITY CLEARING	203-000-202000	Health Insurance - 3200011	552.50
01/02/2026	INV0015912	PAYROLL LIABILITY CLEARING	204-000-202000	Health Insurance - 3200011	2,842.60
01/02/2026	INV0015912	PAYROLL LIABILITY CLEARING	219-000-202000	Health Insurance - 3200011	629.26
01/02/2026	INV0015912	PAYROLL LIABILITY CLEARING	711-000-202000	Health Insurance - 3200011	3,804.00
01/02/2026	INV0015912	PAYROLL LIABILITY CLEARING	712-000-202000	Health Insurance - 3200011	1,587.76
01/02/2026	INV0015913	PAYROLL LIABILITY CLEARING	100-000-202000	Health Insurance - 3200011	10,387.48
Vendor DBA 02129 - BCBS OF KANSAS Total:					40,813.13
Vendor DBA: 65653 - BIDS & DIBS					
12/31/2025	12312025	IMPROVEMENTS	100-160-763000	EXTERIOR SIGN GRANT REIM...	3,742.68
Vendor DBA 65653 - BIDS & DIBS Total:					3,742.68
Vendor DBA: 02190 - BIG SUGAR LUMBER					
12/02/2025	474076	MISCELLANEOUS COMMODITI...	939-240-750000	HANDRAIL, HANDRAIL BRACK...	42.07
12/09/2025	474227	BUILDING MAINTENANCE	100-400-741000	1X6X8' ACQ S4S TREATED RET...	-2.82
12/10/2025	474248	IMPROVEMENTS	204-300-763000	2x8x14' #2 S&B	130.10
01/08/2026	2025BAL	MISCELLANEOUS COMMODITI...	939-240-750000	PREVBAL	15.18
Vendor DBA 02190 - BIG SUGAR LUMBER Total:					184.53
Vendor DBA: VEN01456 - Bill Elliot					
12/08/2025	INV0015799	REFUNDS	100-170-750003	GARRETT, DEBRA FAY	350.00
Vendor DBA VEN01456 - Bill Elliot Total:					350.00

Expense Approval Report

Payment Dates: 1/1/2026 - 1/13/2026

Payable Date	Payable Number	Account Name	Account Number	Description (Item)	Amount
Vendor DBA: 64902 - BLUEGLOBES LLC					
10/21/2024	FSK-62982	MISCELLANEOUS COMMODITI...	100-310-750000	RUNWAY LIGHTS	753.86
Vendor DBA 64902 - BLUEGLOBES LLC Total:					753.86
Vendor DBA: VEN01460 - BOURBON COUNTY CARS INC					
01/08/2026	INV0015984	GRANTS	203-160-734000	SMALL BUSINESS GRANT INITI...	10,000.00
Vendor DBA VEN01460 - BOURBON COUNTY CARS INC Total:					10,000.00
Vendor DBA: 56747 - BOURBON COUNTY LANDFILL					
07/23/2025	144724	TRASH / RECYCLING	100-240-727005	205 N LINCOLN DEMO	2,154.98
09/03/2025	144699	TRASH / RECYCLING	100-400-727005	LANDFILL	72.63
11/04/2025	144754	TRASH / RECYCLING	100-240-727005	OCT LANDFILL - 505 CLARK, 4...	6,994.53
01/07/2026	144799	TRASH / RECYCLING	100-240-727005	DEC LANDFILL - 505 COUCH D...	1,376.96
Vendor DBA 56747 - BOURBON COUNTY LANDFILL Total:					10,599.10
Vendor DBA: 18080 - BOURBON COUNTY REGISTER OF DEEDS					
12/22/2025	122225	DUES AND MEMBERSHIPS	100-150-726000	RENEWAL OF ONLINE ACCESS...	99.99
12/22/2025	122225	DUES AND MEMBERSHIPS	100-240-726000	RENEWAL OF ONLINE ACCESS...	100.02
12/22/2025	122225	DUES AND MEMBERSHIPS	203-160-726000	RENEWAL OF ONLINE ACCESS...	99.99
Vendor DBA 18080 - BOURBON COUNTY REGISTER OF DEEDS Total:					300.00
Vendor DBA: 54666 - BROCK ELECTRIC COMPANY INC					
11/06/2025	13770	CONTRACTUAL SERVICES	100-310-727012	REPAIRS TO RUNWAY TAXIWA...	4,845.41
11/26/2025	13799	CONTRACTUAL SERVICES	204-300-727012	SKUBITZ PLAZA LIGHTING	4,181.33
01/04/2026	13809	CONTRACTUAL SERVICES	204-300-727012	SKUBITZ PLAZA 4 LIGHT IN FR...	374.22
Vendor DBA 54666 - BROCK ELECTRIC COMPANY INC Total:					9,400.96
Vendor DBA: 57635 - CARD SERVICES					
09/22/2025	092025-0383	UTILITY - TELEPHONE	100-310-723004	STRAIGHT TALK WIRELESS - A...	11.65
09/23/2025	082025-0565	TRAVEL AND TRAINING	100-110-725000	BRICKSTREET - LUNC USD234 ...	61.62
09/23/2025	082025-0565	TRAVEL AND TRAINING	100-110-725000	SHARKYS - LUNCH W BAKER TI...	76.83
09/23/2025	082025-0565	BOOKS AND SUBSCRIPTIONS	100-110-748000	ADOBE - MONTHLY SUBSCRIPT..	21.92
09/23/2025	082025-0565	OFFICE SUPPLIES	100-190-744000	WALMART - WATER FOR CITY...	18.26
09/23/2025	082025-0565	OPERATING SUPPLIES	204-300-743000	SMARTSIGN - NO BICYCLE ON ...	274.30
09/23/2025	082025-0565	OFFICE SUPPLIES	711-520-744000	WALMART - WATER FOR CITY...	18.26
09/23/2025	082025-0565	OFFICE SUPPLIES	712-555-744000	WALMART - WATER FOR CITY...	18.27
09/23/2025	082025-0649	TRAVEL AND TRAINING	100-220-725000	APCO INTERNATIONAL - PUB ...	460.00
09/23/2025	082025-0649	TRAVEL AND TRAINING	100-220-725000	KS APCO - 2025 CONF TRINA &..	103.05
09/23/2025	082025-0649	OFFICE SUPPLIES	100-220-744000	AMAZON - SELF INKING STAMP	20.78
09/23/2025	082025-0649	OFFICE SUPPLIES	100-220-744000	WALMART - COPY PAPER & INK	112.89
09/23/2025	082025-0672	OFFICE SUPPLIES	100-170-744000	AMAZON - MUNICIPAL COURT...	27.56
09/23/2025	082025-0672	TRAVEL AND TRAINING	100-200-725000	KU - REFUND FOR TRAINING ...	-50.00
09/23/2025	082025-0672	TRAVEL AND TRAINING	100-200-725000	CARRIAGE CROSSING - FOOR ...	42.82
09/23/2025	082025-0672	TRAVEL AND TRAINING	100-200-725000	KU - TRAINING FOR #112	50.00
09/23/2025	082025-0672	OPERATING SUPPLIES	100-200-743000	AMAZON - HARD DRIVE STOR...	62.61
09/23/2025	082025-0672	OFFICE SUPPLIES	100-200-744000	WALMART - OFFICE SUPPLIES	15.95
09/23/2025	082025-0672	LICENSE / PERMIT	100-230-727016	KSDAG - STATE LICENSE REN...	335.00
09/23/2025	082025-1955	TRAVEL AND TRAINING	203-160-725000	WSU MARKETPLACE - COMM...	25.00
09/23/2025	082025-1955	TRAVEL AND TRAINING	203-160-725000	CITY OF HUMBOLT - BUSINESS...	50.00
09/23/2025	082025-1955	OFFICE SUPPLIES	203-160-744000	ADOBE - MONTHLY SUBSCRIPT..	26.91
09/23/2025	082025-9213	FIRST AID	100-190-750004	SHOP CPR - CPR CARDS	142.50
09/23/2025	082025-9213	TRAVEL AND TRAINING	100-210-725000	PLAZA OF THALMA - FUEL KE...	41.00
09/23/2025	082025-9213	TRAVEL AND TRAINING	100-210-725000	HILTON GARDEN INN - KEMSA...	139.41
09/23/2025	082025-9213	EQUIPMENT / VEHICLE MAINT...	100-210-742000	AMAZON - AIR HORN PUMP) ...	215.40
09/23/2025	082025-9213	BOOKS AND SUBSCRIPTIONS	100-210-748000	ADOBE - MONTHLY SUBSCRIPT..	21.92
09/23/2025	082025-9213	MISCELLANEOUS COMMODITI...	100-210-750000	AMAZON - REPAIR TO BATTER...	65.99
09/23/2025	082025-9213	MISCELLANEOUS COMMODITI...	100-410-750000	AMAZON - CHEMICAL TEST R...	18.50
09/23/2025	082025-9262	TRAVEL AND TRAINING	100-200-725000	KTA - TOLL FEES FOR TRANSP...	15.04
09/23/2025	082025-9262	CONTRACTUAL SERVICES	100-200-727012	TLO - DATA PROCESSING	75.00
09/23/2025	082025-9262	CONTRACTUAL SERVICES	100-200-727012	ARLO - DIGITAL STORAGE FOR...	19.98
09/23/2025	082025-9262	OPERATING SUPPLIES	100-200-743000	EVIDENT - EVIDENCE SUPPLIES	194.00
09/23/2025	082025-9262	OPERATING SUPPLIES	100-200-743000	EVIDENT - SHIPPING OF EVID...	31.13
09/23/2025	082025-9262	OFFICE SUPPLIES	100-200-744000	WALMART - BREAK ROOM SU...	114.85
09/23/2025	082025-9262	UNIFORMS AND CLOTHING	100-200-747000	GALLS - UNIFORMS	313.74

Expense Approval Report

Payment Dates: 1/1/2026 - 1/13/2026

Payable Date	Payable Number	Account Name	Account Number	Description (Item)	Amount
09/23/2025	082025-9262	FIRE ARM & SUPPLIES	100-200-754000	VELOCITY - GUN PARTS	160.00
10/08/2025	092025-0243	EQUIPMENT / VEHICLE MAINT...	711-500-742000	KC WINWATER - CHK VLVS FO...	922.08
10/08/2025	092025-0631	DUES AND MEMBERSHIPS	712-540-726000	KDHE - LAB CERTIFICATION R...	122.00
10/08/2025	092025-0631	OFFICE SUPPLIES	712-540-744000	WALMART - OFFICE SUPPLIES	172.60
10/08/2025	092025-0797	EQUIPMENT / VEHICLE MAINT...	219-427-742000	TRACTOR SUPPLY - TIRES	59.99
10/08/2025	092025-0797	GAS AND OIL	219-427-746000	PETES - FUEL	10.00
10/08/2025	092025-0797	IMPROVEMENTS	219-427-763000	REDBUDS - FLOWER	168.63
10/08/2025	092025-7965	OFFICE SUPPLIES	100-150-744000	AMAZON - NOTARY JOURNAL	19.07
10/08/2025	092025-7965	FEES	215-000-451000	BBCO DEEDS - CC FEE	0.52
10/08/2025	092025-7965	FEES	215-000-451000	BBCO DEEDS - RECORDING DE...	21.00
10/08/2025	092025-7965	OPERATING SUPPLIES	711-510-743000	BBCO TREASURER - CC FEE	0.72
10/08/2025	092025-7965	OPERATING SUPPLIES	711-510-743000	BBCO TREASURER - VEHICLE P...	28.75
10/08/2025	092025-9197	EQUIPMENT / VEHICLE MAINT...	100-200-742000	AUTOAUTH - SUBSCRIPTION F...	60.00
10/08/2025	092025-9197	EQUIPMENT / VEHICLE MAINT...	100-200-742000	ZEUS MONTHLY SUBSCRIPTIO...	8.50
10/08/2025	092025-9197	EQUIPMENT / VEHICLE MAINT...	100-210-742000	ZEUS MONTHLY SUBSCRIPTIO...	8.50
10/08/2025	092025-9197	EQUIPMENT / VEHICLE MAINT...	100-210-742000	ZEUS MONTHLY SUBSCRIPTIO...	8.50
10/08/2025	092025-9197	EQUIPMENT / VEHICLE MAINT...	100-230-742000	ZEUS MONTHLY SUBSCRIPTIO...	8.50
10/08/2025	092025-9197	EQUIPMENT / VEHICLE MAINT...	100-240-742000	ZEUS MONTHLY SUBSCRIPTIO...	8.50
10/08/2025	092025-9197	EQUIPMENT / VEHICLE MAINT...	100-310-742000	ZEUS MONTHLY SUBSCRIPTIO...	8.50
10/08/2025	092025-9197	EQUIPMENT / VEHICLE MAINT...	100-400-742000	ZEUS MONTHLY SUBSCRIPTIO...	8.50
10/08/2025	092025-9197	EQUIPMENT / VEHICLE MAINT...	204-300-742000	ZEUS MONTHLY SUBSCRIPTIO...	8.50
10/08/2025	092025-9197	EQUIPMENT / VEHICLE MAINT...	219-427-742000	ZEUS MONTHLY SUBSCRIPTIO...	8.50
10/08/2025	092025-9197	EQUIPMENT / VEHICLE MAINT...	711-500-742000	ZEUS MONTHLY SUBSCRIPTIO...	8.50
10/08/2025	092025-9197	EQUIPMENT / VEHICLE MAINT...	711-510-742000	ZEUS MONTHLY SUBSCRIPTIO...	8.47
10/08/2025	092025-9197	EQUIPMENT / VEHICLE MAINT...	711-530-742000	ZEUS MONTHLY SUBSCRIPTIO...	8.51
10/08/2025	092025-9197	EQUIPMENT / VEHICLE MAINT...	712-540-742000	ZEUS MONTHLY SUBSCRIPTIO...	8.51
10/08/2025	092025-9197	EQUIPMENT / VEHICLE MAINT...	712-550-742000	ZEUS MONTHLY SUBSCRIPTIO...	8.51
10/09/2025	092025-0672	TRAVEL AND TRAINING	100-200-725000	TX ROADHOUSE - FOOD FOR 1...	63.68
10/09/2025	092025-0672	TRAVEL AND TRAINING	100-200-725000	DRURY INN - HOTEL FOR 113 ...	410.67
10/09/2025	092025-0672	TRAVEL AND TRAINING	100-200-725000	A&W - FOOD FOR 113 TRAINI...	11.19
10/09/2025	092025-0672	TRAVEL AND TRAINING	100-200-725000	QUIK TRIP - FUEL FOR 113 TRA...	19.52
10/09/2025	092025-0672	OPERATING SUPPLIES	100-200-743000	DETECTACHEM - DRUG TEST K...	173.32
10/09/2025	092025-0672	OFFICE SUPPLIES	100-200-744000	WALMART - OFFICE SUPPLIES	60.54
10/09/2025	092025-0672	BUILDING MAINTENANCE	100-220-741000	HOME DEPOT - SUPPLIES FOR...	37.46
10/09/2025	092025-5451	TRAVEL AND TRAINING	219-425-725000	DOMINOS - WORKING MEAL	76.34
10/09/2025	092025-5451	OFFICE SUPPLIES	219-425-744000	SAMS CLUB - FOIL WRAPPERS	67.96
10/09/2025	092025-5451	CONCESSION SUPPLIES	219-425-749000	WALMART - CONCESSIONS	42.16
10/09/2025	092025-5451	CONCESSION SUPPLIES	219-425-749000	WALMART - CONCESSIONS	32.82
10/09/2025	092025-5451	CONCESSION SUPPLIES	219-425-749000	WALMART - CONCESSIONS	47.59
10/09/2025	092025-5451	CONCESSION SUPPLIES	219-425-749000	WALMART - CONCESSIONS	51.23
10/09/2025	092025-5451	CONCESSION SUPPLIES	219-425-749000	WALMART - CONCESSIONS	72.38
10/09/2025	092025-5451	CONCESSION SUPPLIES	219-425-749000	WALMART - CONCESSIONS	124.16
10/09/2025	092025-5451	CONCESSION SUPPLIES	219-425-749000	WALMART - CONCESSIONS	42.17
10/09/2025	092025-5451	CONCESSION SUPPLIES	219-425-749000	WALMART - CONCESSIONS	8.76
10/09/2025	092025-5451	MISCELLANEOUS COMMODITI...	219-425-750000	BLUE RHINO - PROPANE	21.84
10/09/2025	092025-5451	MISCELLANEOUS COMMODITI...	219-425-750000	BLUE RHINO - PROPANE	21.84
10/09/2025	092025-5451	MISCELLANEOUS COMMODITI...	219-425-750000	WALMART - AMERICAN FLAG	34.64
10/09/2025	092025-5451	MISCELLANEOUS COMMODITI...	219-425-750000	AMAZON - TOILET PAPER	38.48
10/09/2025	092025-5451	MISCELLANEOUS COMMODITI...	219-425-750000	BLUE RHINO - PROPANE	21.84
10/09/2025	092025-6275	BUILDING MAINTENANCE	711-500-741000	USGI - OZONE CHECK VALUES	565.29
10/09/2025	092025-6275	EQUIPMENT / VEHICLE MAINT...	711-500-742000	AMAZON - AC COIL CLEANER	44.22
10/09/2025	092025-6275	EQUIPMENT / VEHICLE MAINT...	711-500-742000	AMAZON - STENNER PARTS	41.98
10/09/2025	092025-6275	EQUIPMENT / VEHICLE MAINT...	711-500-742000	RADWELL - OZONE DSTRUCT ...	533.69
10/09/2025	092025-6275	EQUIPMENT / VEHICLE MAINT...	711-500-742000	AMAZON - STENNER PARTS	230.56
10/09/2025	092025-6275	OFFICE SUPPLIES	711-500-744000	WALMART - OFFICE SUPPLIES	185.42
10/09/2025	092025-6275	OFFICE SUPPLIES	711-500-744000	AMAZON - EXAM GLOVES	81.98
10/09/2025	092025-6275	MISCELLANEOUS COMMODITI...	711-500-750000	AMAZON - TRASH BAGS	46.90
10/09/2025	092025-6275	MISCELLANEOUS COMMODITI...	711-500-750000	WALMART - SUPPLIES	277.39
10/09/2025	092025-6275	MACHINERY AND EQUIPMENT	711-500-764000	AMAZON - OIL FILTERS	19.84
10/09/2025	092025-6275	MACHINERY AND EQUIPMENT	711-500-764000	AMAZON - SAFETY HARNESS	85.64

Expense Approval Report

Payment Dates: 1/1/2026 - 1/13/2026

Payable Date	Payable Number	Account Name	Account Number	Description (Item)	Amount
10/09/2025	092025-6275	MACHINERY AND EQUIPMENT	711-500-764000	AMAZON - TOOLS	18.65
10/10/2025	092025-0219	OPERATING SUPPLIES	711-510-743000	AMAZON - 200MESH SS FILTER..	24.98
10/10/2025	092025-0219	OPERATING SUPPLIES	711-510-743000	AMAZON - 200 MESH SS FILTE...	99.92
10/10/2025	092025-0219	OPERATING SUPPLIES	711-510-743000	AMAZON - PIPE FREEZE KIT	574.99
10/10/2025	092025-0219	OPERATING SUPPLIES	711-510-743000	AMAZON - DRIVE SPOCKET FO...	107.07
10/10/2025	092025-0219	OPERATING SUPPLIES	711-510-743000	AWWA - ANNUAL MEMBERSH...	240.00
10/10/2025	092025-0219	OFFICE SUPPLIES	711-510-744000	DOLLAR GENERAL - BREAKRO...	58.57
10/10/2025	092025-0219	MACHINERY AND EQUIPMENT	711-510-764000	AMAZON - COMPUTER SPEAK...	48.16
10/10/2025	092025-0219	OPERATING SUPPLIES	712-550-743000	AMAZON CLIP BOARD & PENS ...	112.74
10/10/2025	092025-9409	CONTRACTUAL SERVICES	100-430-727012	TOUCHTON ELECTRIC - CONT...	25.00
10/10/2025	092025-9409	JANITORIAL SUPPLIES	100-430-745000	WALMART - JANITORIAL SUPP...	45.88
10/10/2025	092025-9409	JANITORIAL SUPPLIES	100-430-745000	WALMART - JANITORIAL SUPP...	10.36
10/10/2025	092025-9409	CONCESSION SUPPLIES	100-430-749000	WALMART - BRCC CONCESSI...	40.45
10/10/2025	092025-9409	CONCESSION SUPPLIES	100-430-749000	AMAZON - BRCC CONCESSIONS	28.27
10/10/2025	092025-9409	CONCESSION SUPPLIES	100-430-749000	AMAZON - BRCC CONCESSIONS	28.27
10/10/2025	092025-9409	CONCESSION SUPPLIES	100-430-749000	AMAZON - BRCC CONCESSIONS	27.77
10/10/2025	092025-9409	CONCESSION SUPPLIES	100-430-749000	WALMART - BRCC CONCESSI...	201.89
10/10/2025	092025-9409	CONCESSION SUPPLIES	100-430-749000	WALMART - BRCC CONCESSI...	139.81
10/10/2025	092025-9409	IMPROVEMENTS	100-430-763000	AMAZON - CAPITAL IMPROV...	200.56
10/10/2025	092025-9409	IMPROVEMENTS	100-430-763000	AMAZON - CAPITAL IMPROV...	172.07
10/10/2025	092025-9409	IMPROVEMENTS	100-430-763000	AMAZON - CAPITAL IMPROV...	541.60
10/13/2025	092025-0565	BOOKS AND SUBSCRIPTIONS	100-110-748000	ADOBE - MONTHLY SUBSCRIPT..	21.92
10/13/2025	092025-0565	BOOKS AND SUBSCRIPTIONS	100-130-748000	DELUXE - YRLY 1095C FORMS	6.08
10/13/2025	092025-0565	BOOKS AND SUBSCRIPTIONS	100-140-748000	DELUXE - YRLY 1095C FORMS	6.08
10/13/2025	092025-0565	BOOKS AND SUBSCRIPTIONS	100-200-748000	DELUXE - YRLY 1095C FORMS	6.08
10/13/2025	092025-0565	BOOKS AND SUBSCRIPTIONS	100-210-748000	DELUXE - YRLY 1095C FORMS	6.08
10/13/2025	092025-0565	BOOKS AND SUBSCRIPTIONS	100-220-748000	DELUXE - YRLY 1095C FORMS	6.10
10/13/2025	092025-0565	BOOKS AND SUBSCRIPTIONS	100-240-748000	DELUXE - YRLY 1095C FORMS	6.08
10/13/2025	092025-0565	BOOKS AND SUBSCRIPTIONS	100-400-748000	DELUXE - YRLY 1095C FORMS	6.08
10/13/2025	092025-0565	BOOKS AND SUBSCRIPTIONS	204-300-748000	DELUXE - YRLY 1095C FORMS	6.08
10/13/2025	092025-0565	BOOKS AND SUBSCRIPTIONS	208-165-748000	CONSTANT CONTACT - YRLY S...	164.50
10/13/2025	092025-0565	BOOKS AND SUBSCRIPTIONS	219-425-748000	DELUXE - YRLY 1095C FORMS	6.08
10/13/2025	092025-0565	BOOKS AND SUBSCRIPTIONS	219-427-748000	DELUXE - YRLY 1095C FORMS	6.08
10/13/2025	092025-0565	BOOKS AND SUBSCRIPTIONS	711-510-748000	DELUXE - YRLY 1095C FORMS	6.08
10/13/2025	092025-0565	BOOKS AND SUBSCRIPTIONS	711-510-748000	DELUXE - YRLY 1095C FORMS	6.08
10/14/2025	092025-0649	TRAVEL AND TRAINING	100-220-725000	DRURY INN - HOTEL FOR DISP...	254.86
10/14/2025	092025-0649	TRAVEL AND TRAINING	100-220-725000	AVI - FOOD FOR DISPATCH TR...	62.82
10/14/2025	092025-0649	TRAVEL AND TRAINING	100-220-725000	PETES - FUEL FOR DISPATCH T...	58.00
10/14/2025	092025-0649	TRAVEL AND TRAINING	100-220-725000	DRURY INN - PARKING FOR DI...	24.00
10/14/2025	092025-0649	TRAVEL AND TRAINING	100-220-725000	LONG JOHN SILVERS - FOOD F...	17.28
10/14/2025	092025-0649	OFFICE SUPPLIES	100-220-744000	WALMART - OFFICE SUPPLIES	49.97
10/14/2025	092025-4984	OPERATING SUPPLIES	204-300-743000	TRACTOR SUPPLY - WTR TANK...	25.16
10/14/2025	092025-4984	OFFICE SUPPLIES	204-300-744000	WALMART - SHOP SUPPLIES	54.32
10/14/2025	092025-6130	EQUIPMENT / VEHICLE MAINT...	100-400-742000	TRACTOR SUPPLY - TIRE TUBES	97.97
10/17/2025	092025-0141	TRAVEL AND TRAINING	100-200-725000	BRAUMS - TRAINING FOOD	11.71
10/17/2025	092025-0141	TRAVEL AND TRAINING	100-200-725000	A&W - TRAINING FOOD	20.22
10/17/2025	092025-0141	EQUIPMENT / VEHICLE MAINT...	100-200-742000	OREILLY - MOTOR OIL	23.98
10/17/2025	092025-0158	BOOKS AND SUBSCRIPTIONS	100-210-748000	ADOBE - MONTHLY SUB	21.92
10/17/2025	092025-0158	MISCELLANEOUS COMMODITI...	100-210-750000	WALMART - CLIPS, MARKERS ...	18.59
10/17/2025	092025-0158	MISCELLANEOUS COMMODITI...	100-210-750000	WALMART - PROTEIN BARS F...	22.32
10/17/2025	092025-0680	UNIFORMS AND CLOTHING	100-200-747000	GALLS - UNIFORMS - THURST...	318.83
10/17/2025	092025-0680	UNIFORMS AND CLOTHING	100-200-747000	SOUTHERN - UNIFORM - MIT...	272.57
10/17/2025	092025-0680	K-9 UNIT EXPENSES	941-000-727020	TRACTOR SUPPLY - K9 - FOOD	153.98
10/17/2025	092025-0951	JANITORIAL SUPPLIES	100-210-745000	WALMART - JANITORIAL/CLE...	363.83
10/17/2025	092025-1955	TRAVEL AND TRAINING	203-160-725000	WSU MARKET - CONFERENCE	60.00
10/17/2025	092025-1955	TRAVEL AND TRAINING	203-160-725000	PETES GAS STATION - FUEL & ...	28.13
10/17/2025	092025-1955	OFFICE SUPPLIES	203-160-744000	ADOBE INC - OFFICE SUPPLY	26.91
10/17/2025	092025-1955	MISCELLANEOUS COMMODITI...	203-160-750000	DAYLIGHT DONUTS - CHAMBE...	77.08
10/17/2025	092025-1955	MISCELLANEOUS COMMODITI...	203-160-750000	COMMON GROUND - CHAMB...	63.04
10/17/2025	092025-1955	MISCELLANEOUS COMMODITI...	203-160-750000	WALMART - CHAMBER COFFE...	41.51

Expense Approval Report

Payment Dates: 1/1/2026 - 1/13/2026

Payable Date	Payable Number	Account Name	Account Number	Description (Item)	Amount
10/17/2025	092025-1955	MISCELLANEOUS COMMODITI...	203-160-750000	DOLLARTREE - CHAMBER COF...	4.15
10/17/2025	092025-2840	TRAVEL AND TRAINING	100-200-725000	JASONS DELI - TRAINING FOOD	26.52
10/17/2025	092025-2840	TRAVEL AND TRAINING	100-200-725000	CHIPOTLE - TRAINING FOOD	31.50
10/17/2025	092025-2840	TRAVEL AND TRAINING	100-200-725000	DILLONS - TRAINING FOOD	8.07
10/17/2025	092025-2840	TRAVEL AND TRAINING	100-200-725000	BRAUMS - TRAINING FOOD	19.33
10/17/2025	092025-2840	TRAVEL AND TRAINING	100-200-725000	CHICKFILA - TRAINING FOOD	22.13
10/17/2025	092025-2840	TRAVEL AND TRAINING	100-200-725000	CHIKFILA - TRAINING FOOD	23.66
10/17/2025	092025-2840	TRAVEL AND TRAINING	100-200-725000	OUTBACK - TRAINING FOOD	82.25
10/17/2025	092025-2840	TRAVEL AND TRAINING	100-200-725000	QT - TRAINING FUEL	68.19
10/17/2025	092025-2840	TRAVEL AND TRAINING	100-200-725000	CARLOS O KELLYS - TRAINING ...	64.93
10/17/2025	092025-2840	TRAVEL AND TRAINING	100-200-725000	HOTEL AT OLD TOWN - TRAIN...	64.28
10/17/2025	092025-2840	TRAVEL AND TRAINING	100-200-725000	LONGHORN - TRAINING MEAL	52.97
10/17/2025	092025-2840	TRAVEL AND TRAINING	100-200-725000	GANGNAM - TRAINING FOOD	46.83
10/20/2025	092025-9213	UNIFORMS AND CLOTHING	100-210-747000	TRAINWRECK TEES - NEW HIRE..	105.00
10/20/2025	092025-9213	UNIFORMS AND CLOTHING	100-210-747000	SOUTHERN UNIFORM - BRUN...	32.44
10/20/2025	092025-9213	BOOKS AND SUBSCRIPTIONS	100-210-748000	ADOBE - MONTHLY SUBSCRIPT..	21.92
10/20/2025	092025-9213	MISCELLANEOUS COMMODITI...	100-210-750000	WALMART - GAL STORAGE BA...	7.62
10/20/2025	092025-9213	MISCELLANEOUS COMMODITI...	100-210-750000	FROGGY FROGS - SMOKE MA...	154.99
10/22/2025	092025-9262	POSTAGE AND SHIPPING	100-200-721000	UPS - SHIPPING OF INTOX	33.63
10/22/2025	092025-9262	TRAVEL AND TRAINING	100-200-725000	QUICK TRIP - FUEL FOR TRAIN...	29.15
10/22/2025	092025-9262	TRAVEL AND TRAINING	100-200-725000	A&W - FOOD FOR TRAINING D...	17.93
10/22/2025	092025-9262	TRAVEL AND TRAINING	100-200-725000	FREDDYS - FOOD FOR TRAINI...	13.00
10/22/2025	092025-9262	DUES AND MEMBERSHIPS	100-200-726000	TLO - DATA PROCESSING	75.00
10/22/2025	092025-9262	OFFICE SUPPLIES	100-200-744000	AMAZON - PRINTER CARTRID...	59.99
10/22/2025	092025-9262	OFFICE SUPPLIES	100-200-744000	WALMART - TIMS RETIREMEN...	111.89
10/22/2025	092025-9262	OFFICE SUPPLIES	100-200-744000	WALMART - BREAKROOM SU...	113.11
10/30/2025	102025-0383	UTILITY - TELEPHONE	100-310-723004	STRAIGHT TALK WIRELESS - A...	16.09
10/30/2025	102025-0383	LICENSE / PERMIT	100-310-727016	KEIMS - AST PERMIT	20.00
11/30/2025	112025-0141	TRAVEL AND TRAINING	100-200-725000	QT - FUEL TRAINING FOR 115	35.95
11/30/2025	112025-0141	TRAVEL AND TRAINING	100-200-725000	TX ROADHOUSE - FOOD TRAIN...	20.16
11/30/2025	112025-0141	TRAVEL AND TRAINING	100-200-725000	QT - FOOD TRAINING FOR 115	19.17
11/30/2025	112025-0141	TRAVEL AND TRAINING	100-200-725000	HOG WILD BBQ - FOOD TRAIN...	13.85
11/30/2025	112025-0158	LICENSE / PERMIT	100-210-727016	KS BEMS - MILES EMT RENEW...	30.00
11/30/2025	112025-0158	LICENSE / PERMIT	100-210-727016	KS BEMS - MCGEE PARAMEDIC..	50.00
11/30/2025	112025-0158	EQUIPMENT / VEHICLE MAINT...	100-210-742000	FIRE STORE - FIRE HOODS, ST...	276.30
11/30/2025	112025-0158	EQUIPMENT / VEHICLE MAINT...	100-210-742000	AMAZON - REPLACEMENT BED..	799.95
11/30/2025	112025-0158	EQUIPMENT / VEHICLE MAINT...	100-210-742000	SEAT SHOP - RPLCMNT SEAT ...	285.40
11/30/2025	112025-0158	BOOKS AND SUBSCRIPTIONS	100-210-748000	ADOBE - MONTHLY SOFTWARE...	21.92
11/30/2025	112025-0219	DUES AND MEMBERSHIPS	711-510-726000	PDF FILLER - ANNUAL SUBSCR...	144.00
11/30/2025	112025-0219	OFFICE SUPPLIES	711-510-744000	DOLLAR GENERAL - STORAGE ...	32.90
11/30/2025	112025-0219	OFFICE SUPPLIES	711-510-744000	DOLLAR GENERAL - BACKRO...	48.48
11/30/2025	112025-0219	MISCELLANEOUS COMMODITI...	711-510-750000	AMAZON - ENEVELOPES	40.14
11/30/2025	112025-0219	MACHINERY AND EQUIPMENT	711-510-764000	WALMART - COMPUTER MOU...	29.10
11/30/2025	112025-0219	OPERATING SUPPLIES	712-550-743000	AMAZON - DRILL BITS	90.15
11/30/2025	112025-0219	OPERATING SUPPLIES	712-550-743000	AMAZON - TAP & DIE SET	99.74
11/30/2025	112025-0565	BOOKS AND SUBSCRIPTIONS	100-110-748000	ADOBE - MONTHLY SUB FOR ...	21.92
11/30/2025	112025-0565	BOOKS AND SUBSCRIPTIONS	208-165-748000	CONSTANT CONTACT - YRLY S...	168.00
11/30/2025	112025-0631	DUES AND MEMBERSHIPS	712-540-726000	KDHE - CERT RENEWAL	20.00
11/30/2025	112025-0631	DUES AND MEMBERSHIPS	712-540-726000	KDHE - CERT RENEWAL	20.00
11/30/2025	112025-0672	TRAVEL AND TRAINING	100-200-725000	DITACADEMY - AUTOEROTIC ...	49.00
11/30/2025	112025-0672	OPERATING SUPPLIES	100-200-743000	WALMART - DETECTIVE USB D...	104.49
11/30/2025	112025-0672	OPERATING SUPPLIES	100-200-743000	WALMART - EQUIPMENT FOR...	44.75
11/30/2025	112025-0672	OPERATING SUPPLIES	100-200-743000	MENARDS - K9 CAR FLOORING	54.47
11/30/2025	112025-0672	OPERATING SUPPLIES	100-200-743000	DETECTACHEM - DRUG TEST K...	183.32
11/30/2025	112025-0672	OFFICE SUPPLIES	100-200-744000	WALMART - OFFICE SUPPLIES	114.15
11/30/2025	112025-0672	OFFICE SUPPLIES	100-200-744000	WALMART - OFFICE SUPPLIES	84.29
11/30/2025	112025-0672	BUILDING MAINTENANCE	100-220-741000	WALMART - DISPATCH DOOR ...	27.44
11/30/2025	112025-0680	TRAVEL AND TRAINING	100-200-725000	MTM - TRAINING FOR 115	200.00
11/30/2025	112025-0680	EQUIPMENT / VEHICLE MAINT...	100-200-742000	BBCO TREASURER - VEHICLE T...	28.75
11/30/2025	112025-0680	EQUIPMENT / VEHICLE MAINT...	100-200-742000	HEIDRICKS - VEHICLE PARTS	9.84

Expense Approval Report

Payment Dates: 1/1/2026 - 1/13/2026

Payable Date	Payable Number	Account Name	Account Number	Description (Item)	Amount
11/30/2025	112025-0680	EQUIPMENT / VEHICLE MAINT...	100-200-742000	EGOV - SVC FEE FOR TAGS	0.72
11/30/2025	112025-0680	FIRE ARM & SUPPLIES	100-200-754000	WALMART - RANGE EQUIPME...	115.88
11/30/2025	112025-0797	EQUIPMENT / VEHICLE MAINT...	100-405-742000	AMAZON - FUEL SOLENOID	90.00
11/30/2025	112025-0797	EQUIPMENT / VEHICLE MAINT...	219-425-742000	AMAZON - VOLTAGE REGULA...	24.98
11/30/2025	112025-0797	TRAVEL AND TRAINING	219-427-725000	PILOT - FUEL	40.00
11/30/2025	112025-0797	MISCELLANEOUS COMMODITI...	219-427-750000	TRACTOR SUPPLY - TAPE AND...	34.95
11/30/2025	112025-0797	MISCELLANEOUS COMMODITI...	219-427-750000	TRACTOR SUPPLY - WEED BAR...	49.99
11/30/2025	112025-0951	TRAVEL AND TRAINING	100-210-725000	HOTELS.COM - RHODES, PEI...	561.86
11/30/2025	112025-0951	OFFICE SUPPLIES	100-210-744000	WALMART - REPLCMENT BLE...	59.00
11/30/2025	112025-0951	OFFICE SUPPLIES	100-210-744000	WALMART - REPLACEMENT V...	58.00
11/30/2025	112025-0951	UNIFORMS AND CLOTHING	100-210-747000	GALLS - STATION BOOTS, DE...	189.19
11/30/2025	112025-1955	TRAVEL AND TRAINING	203-160-725000	PHILLIPS 66 - FUEL ECODEVO ...	10.01
11/30/2025	112025-1955	TRAVEL AND TRAINING	203-160-725000	HOLIDAY INN - HOTEL ECODE...	126.87
11/30/2025	112025-1955	TRAVEL AND TRAINING	203-160-725000	BKG HOTEL - ECODEVO TRAVEL	93.31
11/30/2025	112025-1955	TRAVEL AND TRAINING	203-160-725000	TOAST - MEAL FOR MWYATT, ...	41.86
11/30/2025	112025-1955	TRAVEL AND TRAINING	203-160-725000	QT - FUEL ECODEVO TRAVEL	20.00
11/30/2025	112025-1955	OFFICE SUPPLIES	203-160-744000	ADOBE - SOFTWARE SUBSCRI...	26.91
11/30/2025	112025-2840	TRAVEL AND TRAINING	100-200-725000	KWIK SHOP - FUEL/FOOD TRA...	45.90
11/30/2025	112025-2840	TRAVEL AND TRAINING	100-200-725000	EASTSIDE SVCS - FOOD TRAIN...	11.75
11/30/2025	112025-2840	TRAVEL AND TRAINING	100-200-725000	KWIK SHOP - FUEL TRAINING ...	32.84
11/30/2025	112025-2840	TRAVEL AND TRAINING	100-200-725000	QT - FUEL TRAINING FOR ACA...	35.00
11/30/2025	112025-2840	TRAVEL AND TRAINING	100-200-725000	MC'S - FUEL/FOOD TRAINING ...	43.00
11/30/2025	112025-4984	TRAVEL AND TRAINING	204-300-725000	WALMART - CREW MEALS	109.39
11/30/2025	112025-4984	OPERATING SUPPLIES	204-300-743000	FLAG STORE - FLAGS	1,608.97
11/30/2025	112025-4984	OFFICE SUPPLIES	204-300-744000	WALMART - SHOP SUPPLIES	163.87
11/30/2025	112025-5451	OFFICE SUPPLIES	219-425-744000	WALMART - PROPANE	21.84
11/30/2025	112025-5451	OFFICE SUPPLIES	219-425-744000	WALMART - PROPANE	21.84
11/30/2025	112025-5451	OFFICE SUPPLIES	219-425-744000	WALMART - PROPANE	21.84
11/30/2025	112025-5451	CONCESSION SUPPLIES	219-425-749000	WALMART - CONCESSIONS	32.52
11/30/2025	112025-5451	CONCESSION SUPPLIES	219-425-749000	WALMART - CONCESSIONS	57.58
11/30/2025	112025-5451	CONCESSION SUPPLIES	219-425-749000	WALMART - CONCESSIONS	55.46
11/30/2025	112025-5451	CONCESSION SUPPLIES	219-425-749000	WALMART - CONCESSIONS	104.95
11/30/2025	112025-5451	CONCESSION SUPPLIES	219-425-749000	SAMS CLUB - CONCESSIONS	55.44
11/30/2025	112025-5451	MISCELLANEOUS COMMODITI...	219-425-750000	WALMART - GARDEN HOSE	49.28
11/30/2025	112025-6130	EQUIPMENT / VEHICLE MAINT...	100-400-742000	TRACTOR SUPPLY - SWIVEL W...	79.99
11/30/2025	112025-6275	GAS AND OIL	711-500-746000	SANTIE OIL - FOOD GRADE GR...	292.65
11/30/2025	112025-6275	MISCELLANEOUS COMMODITI...	711-500-750000	WALMART - SUPPLIES	138.94
11/30/2025	112025-7965	OFFICE SUPPLIES	100-100-744000	AMAZON - NAMEPLATES CO...	33.51
11/30/2025	112025-7965	TRAVEL AND TRAINING	100-150-725000	KTA WEB MOBILE PYMNT - TO...	4.94
11/30/2025	112025-7965	DUES AND MEMBERSHIPS	100-150-726000	WSU MARKETPLACE - CCMFO...	125.00
11/30/2025	112025-7965	OFFICE SUPPLIES	100-150-744000	AMAZON - FOIL SEALS FOR OF...	15.30
11/30/2025	112025-7965	BOOKS AND SUBSCRIPTIONS	100-150-748000	LEAGUE OF MUNICIPALITIES - ...	129.22
11/30/2025	112025-7965	LICENSE / PERMIT	204-300-727016	EGOV SVC FEE - CC FEE	3.01
11/30/2025	112025-7965	LICENSE / PERMIT	204-300-727016	BBCO TREASURER - TAG FEES ...	121.00
11/30/2025	112025-7965	LICENSE / PERMIT	712-550-727016	EGOV SVC FEE - CC FEE	0.72
11/30/2025	112025-7965	LICENSE / PERMIT	712-550-727016	BBCO TREASURER - TAG FEES ...	28.75
11/30/2025	112025-9197	EQUIPMENT / VEHICLE MAINT...	204-300-742000	TRI STATE TRUCKS - OIL SEND...	114.48
11/30/2025	112025-9197	EQUIPMENT / VEHICLE MAINT...	204-300-742000	AMAZON - LED STROBES FOR ...	52.99
11/30/2025	112025-9197	OPERATING SUPPLIES	204-300-743000	AMAZON - FUSES FOR FLUKE ...	55.12
11/30/2025	112025-9197	BOOKS AND SUBSCRIPTIONS	204-300-748000	SNAP ON - ZUES SUBSCRIPTIO...	182.84
11/30/2025	112025-9197	EQUIPMENT / VEHICLE MAINT...	712-555-742000	AMAZON - VALVE SPRING CO...	44.99
11/30/2025	112025-9213	DUES AND MEMBERSHIPS	100-210-726000	KEMSA - ANNUAL MEMBERSH...	35.00
11/30/2025	112025-9213	LICENSE / PERMIT	100-210-727016	KSBEMS - BRUNER AEMT REC...	30.00
11/30/2025	112025-9213	EQUIPMENT / VEHICLE MAINT...	100-210-742000	CIRCUIT BRD MEDICS - E1 REP...	1,096.97
11/30/2025	112025-9213	GAS AND OIL	100-210-746000	PHILLIPS 66 - FUEL BRUNER M...	20.00
11/30/2025	112025-9213	UNIFORMS AND CLOTHING	100-210-747000	UNDERARMOUR - BRUNER ST...	58.79
11/30/2025	112025-9213	BOOKS AND SUBSCRIPTIONS	100-210-748000	ADOBE - AUBSCRIPTION	21.92
11/30/2025	112025-9262	LICENSE / PERMIT	100-200-727016	BBCO - VEHICLE REG FOR TRU...	52.25
11/30/2025	112025-9262	LICENSE / PERMIT	100-200-727016	EGOV - SVC CHR9 FOR VEHICL...	1.30
11/30/2025	112025-9262	BOOKS AND SUBSCRIPTIONS	100-200-748000	TLO - COMPUTER DATA PROC...	175.00

Expense Approval Report

Payment Dates: 1/1/2026 - 1/13/2026

Payable Date	Payable Number	Account Name	Account Number	Description (Item)	Amount
11/30/2025	112025-9262	MACHINERY AND EQUIPMENT	100-200-764000	HEIDRICKS - PWR CRD FOR J...	16.99
11/30/2025	112025-9262	TRAVEL AND TRAINING	100-220-725000	MCDONALDS - TRAINING MEA...	22.75
11/30/2025	112025-9262	TRAVEL AND TRAINING	100-220-725000	MR GOODCENTS - TRNING M...	39.71
11/30/2025	112025-9262	MACHINERY AND EQUIPMENT	100-220-764000	MENARDS - STORAGE CABINE...	851.51
11/30/2025	112025-9262	K-9 UNIT EXPENSES	941-000-727020	PACKTRACK- K9 TRNING/DEP...	140.00
11/30/2025	112025-9409	CONTRACTUAL SERVICES	100-430-727012	TOUCHTON ELECTRIC - CONT...	39.95
11/30/2025	112025-9409	CONTRACTUAL SERVICES	100-430-727012	TOUCHTON ELECTRIC - CONT...	25.00
11/30/2025	112025-9409	CONTRACTUAL SERVICES	100-430-727012	WORKWISE COMPLIANCE - C...	566.07
11/30/2025	112025-9409	CONTRACTUAL SERVICES	100-430-727012	AMAZON - CONTRACTUAL SV...	333.98
11/30/2025	112025-9409	JANITORIAL SUPPLIES	100-430-745000	AMAZON - JANITORIAL SUPPLI...	47.99
11/30/2025	112025-9409	JANITORIAL SUPPLIES	100-430-745000	AMAZON - JANITORIAL SUPPLI...	439.98
11/30/2025	112025-9409	JANITORIAL SUPPLIES	100-430-745000	AMAZON - JANITORIAL SUPPLI...	17.09
11/30/2025	112025-9409	JANITORIAL SUPPLIES	100-430-745000	AMAZON - JANITORIAL SUPPLI...	135.07
11/30/2025	112025-9409	CONCESSION SUPPLIES	100-430-749000	WALMART - BRCC CONCESSI...	6.84
11/30/2025	112025-9409	CONCESSION SUPPLIES	100-430-749000	WALMART - BRCC CONCESSI...	9.93
11/30/2025	112025-9409	CONCESSION SUPPLIES	100-430-749000	AMAZON - BRCC CONCESSIONS	22.92
11/30/2025	112025-9409	CONCESSION SUPPLIES	100-430-749000	AMAZON - BRCC CONCESSIONS	24.58
11/30/2025	112025-9409	CONCESSION SUPPLIES	100-430-749000	AMAZON - BRCC CONCESSIONS	70.98
11/30/2025	112025-9409	CONCESSION SUPPLIES	100-430-749000	AMAZON - BRCC CONCESSIONS	25.30
11/30/2025	112025-9409	CONCESSION SUPPLIES	100-430-749000	WALMART - BRCC CONCESSI...	63.81
11/30/2025	112025-9409	CONCESSION SUPPLIES	100-430-749000	WALMART - BRCC CONCESSI...	204.03
11/30/2025	112025-9409	CONCESSION SUPPLIES	100-430-749000	AMAZON - BRCC CONCESSIONS	28.27
11/30/2025	112025-9409	CONCESSION SUPPLIES	100-430-749000	AMAZON - BRCC CONCESSIONS	25.30
11/30/2025	112025-9409	CONCESSION SUPPLIES	100-430-749000	WALMART - BRCC CONCESSI...	81.79
11/30/2025	112025-9409	CONCESSION SUPPLIES	100-430-749000	AMAZON - BRCC CONCESSIONS	25.62
11/30/2025	112025-9409	CONCESSION SUPPLIES	100-430-749000	AMAZON - BRCC CONCESSIONS	-24.58
11/30/2025	112025-9409	CONCESSION SUPPLIES	100-430-749000	AMAZON - BRCC CONCESSIONS	-25.62
12/31/2025	122025-0383	UTILITY - TELEPHONE	100-310-723004	STRAIGHTTALK WIRELESS - A...	16.09
12/31/2025	122025-0383	MISCELLANEOUS COMMODITI...	100-310-750000	WHOLESALE BATTERIES - GATE...	556.20
12/31/2025	122025-0383	MISCELLANEOUS COMMODITI...	100-310-750000	WALMART - CALENDAR	7.97
Vendor DBA 57635 - CARD SERVICES Total:					29,044.81
Vendor DBA: 03318 - CINTAS CORPORATION					
11/21/2025	4250685125	JANITORIAL SUPPLIES	100-430-745000	2025: BRCC WEEKLY MAT REP...	57.86
12/09/2025	4252349804	JANITORIAL SUPPLIES	100-430-745000	2025: BRCC WEEKLY MAT REP...	57.86
01/06/2026	4255348105	JANITORIAL SUPPLIES	100-430-745000	2025: BRCC WEEKLY MAT REP...	57.86
01/06/2026	4255348261	JANITORIAL SUPPLIES	100-190-745000	2025: CITY HALL BI-WEEKLY ...	16.53
01/06/2026	4255348261	JANITORIAL SUPPLIES	711-520-745000	2025: CITY HALL BI-WEEKLY ...	16.53
01/06/2026	4255348261	JANITORIAL SUPPLIES	712-555-745000	2025: CITY HALL BI-WEEKLY ...	16.54
Vendor DBA 03318 - CINTAS CORPORATION Total:					223.18
Vendor DBA: 03339 - CITY ATTORNEYS ASSOC OF KANSAS					
01/07/2026	6524	DUES AND MEMBERSHIPS	100-120-726000	2026 CITY ATTORNEY ASSOC ...	35.00
Vendor DBA 03339 - CITY ATTORNEYS ASSOC OF KANSAS Total:					35.00
Vendor DBA: 65419 - CITY OF FORT SCOTT - FSA					
01/02/2026	INV0015906	PAYROLL LIABILITY CLEARING	711-000-202000	FSA Medical	155.09
01/02/2026	INV0015906	PAYROLL LIABILITY CLEARING	712-000-202000	FSA Medical	77.29
01/02/2026	INV0015907	PAYROLL LIABILITY CLEARING	100-000-202000	FSA Medical	100.00
Vendor DBA 65419 - CITY OF FORT SCOTT - FSA Total:					332.38
Vendor DBA: 55571 - CNA SURETY DIRECT BILL					
01/08/2026	2126-2127	CONTRACTUAL SERVICES	100-110-727012	KS P.E. POSITION SCHEDULE (2)	88.75
01/08/2026	2126-2127	CONTRACTUAL SERVICES	100-130-727012	KS P.E. POSITION SCHEDULE (2)	88.75
01/08/2026	2126-2127	CONTRACTUAL SERVICES	711-520-727012	KS P.E. POSITION SCHEDULE (2)	88.75
01/08/2026	2126-2127	CONTRACTUAL SERVICES	712-555-727012	KS P.E. POSITION SCHEDULE (2)	88.75
Vendor DBA 55571 - CNA SURETY DIRECT BILL Total:					355.00
Vendor DBA: 03667 - CRAW KAN TELEPHONE COOP INC					
01/01/2026	1818SZ10501.115	UTILITY - TELEPHONE	207-220-723004	2025: MONTHLY CHRGS BBCCO...	420.00
01/08/2026	012026	UTILITY - TELEPHONE	100-190-723004	CITY HALL (50 CHANNELS) RE...	865.02
01/08/2026	012026	CONTRACTUAL SERVICES	100-190-727012	LIBRARY 1	61.76
01/08/2026	012026	CONTRACTUAL SERVICES	100-190-727012	LIBRARY 2	61.76
01/08/2026	012026	CONTRACTUAL SERVICES	100-190-727012	CITY HALL INTRNET: SPLIT (100..	687.96

Expense Approval Report

Payment Dates: 1/1/2026 - 1/13/2026

Payable Date	Payable Number	Account Name	Account Number	Description (Item)	Amount
01/08/2026	012026	CONTRACTUAL SERVICES	100-210-727012	SCATA	61.66
01/08/2026	012026	CONTRACTUAL SERVICES	100-400-727012	TRANSPARENT LAN SERVICE T...	80.00
01/08/2026	012026	UTILITY - CABLE	100-430-723003	CKTV . . BRCC CABLE	145.12
01/08/2026	012026	CONTRACTUAL SERVICES	100-430-727012	TRANSPARENT LAN SERVICE T...	61.56
01/08/2026	012026	UTILITY - CABLE	219-425-723003	CKTV . . . GOLF COURSE CABLE	170.11
01/08/2026	012026	UTILITY - TELEPHONE	711-520-723004	CITY HALL (50 CHANNELS) RE...	865.03
01/08/2026	012026	CONTRACTUAL SERVICES	711-520-727012	CITY HALL INTRNET: SPLIT (100..	687.97
01/08/2026	012026	UTILITY - TELEPHONE	712-555-723004	CITY HALL (50 CHANNELS) RE...	865.03
01/08/2026	012026	CONTRACTUAL SERVICES	712-555-727012	CITY HALL INTRNET: SPLIT (100..	687.97
12/08/2026	122025	UTILITY - TELEPHONE	100-190-723004	CITY HALL (50 CHANNELS) RE...	865.02
12/08/2026	122025	CONTRACTUAL SERVICES	100-190-727012	LIBRARY 1	61.76
12/08/2026	122025	CONTRACTUAL SERVICES	100-190-727012	LIBRARY 2	61.76
12/08/2026	122025	CONTRACTUAL SERVICES	100-190-727012	CITY HALL INTRNET: SPLIT (100..	687.66
12/08/2026	122025	CONTRACTUAL SERVICES	100-210-727012	SCATA	61.66
12/08/2026	122025	CONTRACTUAL SERVICES	100-400-727012	TRANSPARENT LAN SERVICE T...	80.00
12/08/2026	122025	UTILITY - CABLE	100-430-723003	CKTV . . BRCC CABLE	143.12
12/08/2026	122025	CONTRACTUAL SERVICES	100-430-727012	TRANSPARENT LAN SERVICE T...	61.56
12/08/2026	122025	UTILITY - CABLE	219-425-723003	CKTV . . . GOLF COURSE CABLE	170.11
12/08/2026	122025	UTILITY - TELEPHONE	711-520-723004	CITY HALL (50 CHANNELS) RE...	865.03
12/08/2026	122025	CONTRACTUAL SERVICES	711-520-727012	CITY HALL INTRNET: SPLIT (100..	687.67
12/08/2026	122025	UTILITY - TELEPHONE	712-555-723004	CITY HALL (50 CHANNELS) RE...	865.03
12/08/2026	122025	CONTRACTUAL SERVICES	712-555-727012	CITY HALL INTRNET: SPLIT (100..	687.67
Vendor DBA 03667 - CRAW KAN TELEPHONE COOP INC Total:					11,019.00
Vendor DBA: 65272 - CRAWFORD SALES COMPANY					
01/07/2026	010726	ALCOHOL	219-425-749001	BEER FOR RESALE / GOLF COU...	375.40
Vendor DBA 65272 - CRAWFORD SALES COMPANY Total:					375.40
Vendor DBA: 65952 - DATAPILOT INC					
10/28/2025	9858106	OPERATING SUPPLIES	100-200-743000	DATAPILOT XFIELD ACQUISITI...	2,995.00
Vendor DBA 65952 - DATAPILOT INC Total:					2,995.00
Vendor DBA: 65358 - DAVES TOWING & RECOVERY/DAVES DEMOLITION					
01/08/2026	INV0015974	DEMOLITION EXPENSES	100-240-727015	505 COUCH - DEMOLITION	2,521.88
Vendor DBA 65358 - DAVES TOWING & RECOVERY/DAVES DEMOLITION Total:					2,521.88
Vendor DBA: 04105 - DELTA DENTAL PLAN OF KANSAS					
01/02/2026	INV0015904	PAYROLL LIABILITY CLEARING	100-000-202000	Dental Insurance 6002-2	374.75
01/02/2026	INV0015904	PAYROLL LIABILITY CLEARING	203-000-202000	Dental Insurance 6002-2	85.97
01/02/2026	INV0015904	PAYROLL LIABILITY CLEARING	204-000-202000	Dental Insurance 6002-2	199.89
01/02/2026	INV0015904	PAYROLL LIABILITY CLEARING	219-000-202000	Dental Insurance 6002-2	71.75
01/02/2026	INV0015904	PAYROLL LIABILITY CLEARING	711-000-202000	Dental Insurance 6002-2	279.58
01/02/2026	INV0015904	PAYROLL LIABILITY CLEARING	712-000-202000	Dental Insurance 6002-2	155.16
01/02/2026	INV0015905	PAYROLL LIABILITY CLEARING	100-000-202000	Dental Insurance ID 6002-2	685.26
Vendor DBA 04105 - DELTA DENTAL PLAN OF KANSAS Total:					1,852.36
Vendor DBA: 54398 - DPC INDUSTRIES INC					
02/28/2025	DE51000043-25	CHEMICALS	711-500-752000	2025: CHEMICAL (NH3) AMM...	40.00
Vendor DBA 54398 - DPC INDUSTRIES INC Total:					40.00
Vendor DBA: 65779 - EARLES ENGINEERING AND INSPECTION LLC					
01/07/2026	18369	ENGINEERING SERVICES	204-300-727006	2025: CITY ENGINEER SVC'S	918.01
01/07/2026	18369	ENGINEERING SERVICES	711-500-727006	2025: CITY ENGINEER SVC'S	918.00
01/07/2026	18369	ENGINEERING SERVICES	711-510-727006	2025: CITY ENGINEER SVC'S	918.00
01/07/2026	18369	ENGINEERING SERVICES	712-540-727006	2025: CITY ENGINEER SVC'S	918.00
01/07/2026	18369	ENGINEERING SERVICES	712-550-727006	2025: CITY ENGINEER SVC'S	918.00
Vendor DBA 65779 - EARLES ENGINEERING AND INSPECTION LLC Total:					4,590.01
Vendor DBA: 23160 - EVERGY KANSAS CENTRAL INC					
01/08/2026	012026	UTILITY - ELECTRIC	100-190-723002	COMMERCIAL ACCOUNTS / ...	904.30
01/08/2026	012026	UTILITY - ELECTRIC	100-200-723002	COMMERCIAL ACCOUNTS / ...	267.46
01/08/2026	012026	UTILITY - ELECTRIC	100-210-723002	COMMERCIAL ACCOUNTS / ...	1,152.51
01/08/2026	012026	UTILITY - ELECTRIC	100-310-723002	COMMERCIAL ACCOUNTS / ...	686.86
01/08/2026	012026	UTILITY - ELECTRIC	100-400-723002	COMMERCIAL ACCOUNTS / ...	1,452.69
01/08/2026	012026	UTILITY - ELECTRIC	100-405-723002	COMMERCIAL ACCOUNTS / ...	942.41

Expense Approval Report

Payment Dates: 1/1/2026 - 1/13/2026

Payable Date	Payable Number	Account Name	Account Number	Description (Item)	Amount
01/08/2026	012026	UTILITY - ELECTRIC	100-410-723002	COMMERCIAL ACCOUNTS / ...	182.00
01/08/2026	012026	UTILITY - ELECTRIC	100-430-723002	COMMERCIAL ACCOUNTS / ...	1,261.83
01/08/2026	012026	NEW GYMNASIUM - SPLIT EXP...	100-430-727019	COMMERCIAL ACCOUNTS / ...	557.12
01/08/2026	012026	UTILITY - ELECTRIC	204-300-723002	COMMERCIAL ACCOUNTS / ...	724.01
01/08/2026	012026	UTILITY - ELECTRIC	219-425-723002	COMMERCIAL ACCOUNTS / ...	1,059.96
01/08/2026	012026	UTILITY - ELECTRIC	711-500-723002	COMMERCIAL ACCOUNTS / ...	16,746.34
01/08/2026	012026	UTILITY - ELECTRIC	711-510-723002	COMMERCIAL ACCOUNTS / ...	651.95
01/08/2026	012026	UTILITY - ELECTRIC	711-520-723002	COMMERCIAL ACCOUNTS / ...	904.31
01/08/2026	012026	UTILITY - ELECTRIC	711-530-723002	COMMERCIAL ACCOUNTS / ...	174.36
01/08/2026	012026	UTILITY - ELECTRIC	712-540-723002	COMMERCIAL ACCOUNTS / ...	14,488.90
01/08/2026	012026	UTILITY - ELECTRIC	712-555-723002	COMMERCIAL ACCOUNTS / ...	904.31
01/08/2026	140-012026	UTILITY - ELECTRIC	100-190-723002	140 E 3RD ST TRAFF	98.11
01/08/2026	14-012026	UTILITY - ELECTRIC	100-190-723002	ACCT #9234895106 FOR 14 & ...	86.01
01/08/2026	404-012026	UTILITY - ELECTRIC	712-540-723002	ACCT #1783403299 FOR 404 N...	2,773.73
01/08/2026	910-012026	UTILITY - ELECTRIC	711-500-723002	ACCT# 1761133056 FOR 910 ...	8,551.34
01/08/2026	STRTLGHT-012026	UTILITY - ELECTRIC	100-190-723002	MONTH STREET LIGHTING	8,922.00
Vendor DBA 23160 - EVERGY KANSAS CENTRAL INC Total:					63,492.51
Vendor DBA: 65604 - FAB CREATIVE SERVICES LLC					
06/17/2025	1969	ADVERTISING	208-165-727002	CAT 6	451.25
08/11/2025	2001	ADVERTISING	208-165-727002	FALL 2025 ISSUE	451.25
11/24/2025	2040	ADVERTISING	208-165-727002	FULL PG AD - WINTER ISSUE 2...	451.25
Vendor DBA 65604 - FAB CREATIVE SERVICES LLC Total:					1,353.75
Vendor DBA: 65768 -					
01/02/2026	INV0015933	PAYROLL LIABILITY CLEARING	204-000-202000	Case #91666531	173.08
01/02/2026	INV0015934	PAYROLL LIABILITY CLEARING	100-000-202000	Case ID #31821865	326.08
Vendor DBA 65768 - FAMILY SUPPORT PAYMENT CENTER Total:					499.16
Vendor DBA: 06046 - FASTENAL COMPANY					
01/02/2026	KSFOR116087	OPERATING SUPPLIES	204-300-743000	5/8" HI ALLOY L/W, 3/8" - 16 ...	118.63
Vendor DBA 06046 - FASTENAL COMPANY Total:					118.63
Vendor DBA: 60001 - FELD FIRE					
09/10/2025	INV15364	CONTRACTUAL SERVICES	100-210-727012	AIR COMPRESSOR FILING SECT...	1,138.75
Vendor DBA 60001 - FELD FIRE Total:					1,138.75
Vendor DBA: 06265 - FORT SCOTT RECREATION COMMISSION					
01/06/2026	Q1-2026	CONTRACTUAL SERVICES	218-000-727012	2025 - ANNUAL PYMT TO OP ...	13,000.00
01/06/2026	Q4-2025	CONTRACTUAL SERVICES	218-000-727012	2025 - ANNUAL PYMT TO OP ...	13,000.00
Vendor DBA 06265 - FORT SCOTT RECREATION COMMISSION Total:					26,000.00
Vendor DBA: 64926 - FORT SCOTT TRIBUNE INC					
12/17/2025	FSCD00162172	LEGAL PUBLICATIONS	100-240-724000	DEMO - NOTICE OF HEARING ...	203.50
12/17/2025	FSCD00162174	LEGAL PUBLICATIONS	203-160-724000	JAN 6TH MEETING	18.50
12/20/2025	FSCD00162259	LEGAL PUBLICATIONS	100-190-724000	ORD SUMMARY - IRB BOND D...	92.50
12/20/2025	FSCD00162260	LEGAL PUBLICATIONS	100-190-724000	2026 WATER RATES - ORD	111.00
12/20/2025	FSCD00162261	LEGAL PUBLICATIONS	100-190-724000	2026 STORMWATER INCREASE..	120.25
12/24/2025	FSCD00162288	LEGAL PUBLICATIONS	100-240-724000	DEMO - NOTICE OF HEARING ...	203.50
12/24/2025	FSCD00162289	LEGAL PUBLICATIONS	100-240-724000	DEMO - NOTICE OF HEARING ...	203.50
12/17/2026	FSCD00162173	LEGAL PUBLICATIONS	100-240-724000	DEMO - NOTICE OF HEARING -...	203.50
Vendor DBA 64926 - FORT SCOTT TRIBUNE INC Total:					1,156.25
Vendor DBA: 65245 - FURTHER - HSA					
01/02/2026	INV0015914	PAYROLL LIABILITY CLEARING	100-000-202000	HSA	371.73
01/02/2026	INV0015914	PAYROLL LIABILITY CLEARING	203-000-202000	HSA	50.00
01/02/2026	INV0015914	PAYROLL LIABILITY CLEARING	204-000-202000	HSA	266.55
01/02/2026	INV0015914	PAYROLL LIABILITY CLEARING	219-000-202000	HSA	59.00
01/02/2026	INV0015914	PAYROLL LIABILITY CLEARING	711-000-202000	HSA	399.40
01/02/2026	INV0015914	PAYROLL LIABILITY CLEARING	712-000-202000	HSA	102.82
01/02/2026	INV0015915	PAYROLL LIABILITY CLEARING	100-000-202000	HSA	933.00
Vendor DBA 65245 - FURTHER - HSA Total:					2,182.50

Expense Approval Report

Payment Dates: 1/1/2026 - 1/13/2026

Payable Date	Payable Number	Account Name	Account Number	Description (Item)	Amount
Vendor DBA: 07015 - G P EXPRESS INC					
12/31/2025	0001097	EQUIPMENT / VEHICLE MAINT...	100-200-742000	TOWED VEHICLE FROM PD TO ..	315.00
Vendor DBA 07015 - G P EXPRESS INC Total:					315.00

Vendor DBA: 64975 - HARDING LAW FIRM					
12/30/2025	00144	CONTRACTUAL SERVICES	100-170-727012	COURT APPOINTED: D HALL	250.00
Vendor DBA 64975 - HARDING LAW FIRM Total:					250.00

Vendor DBA: 08220 - HEIDRICKS TRUE VALUE					
10/27/2025	A299892	OPERATING SUPPLIES	204-300-743000	GT 6' F/F LEADER HOSE	12.99
10/27/2025	B230464	OPERATING SUPPLIES	100-430-743000	HARDWARE	39.99
10/28/2025	A299952	BUILDING MAINTENANCE	100-220-741000	GAL LTX SG RTU OFF WHT	34.99
10/29/2025	A299999	OPERATING SUPPLIES	204-300-743000	GT 22" LWN/LEAF RAKE	28.99
10/29/2025	B230492	UNIFORMS AND CLOTHING	712-550-747000	HD BLU GP GLOVE	24.99
10/29/2025	C49532	EQUIPMENT / VEHICLE MAINT...	204-300-742000	CHRYSL MASTR KEY BLANK, 5...	12.98
10/30/2025	A300030	EQUIPMENT / VEHICLE MAINT...	204-300-742000	1-1/2 DWV MPT PLUG	2.29
10/30/2025	A300041	OPERATING SUPPLIES	711-530-743000	LG MENS HYDROFLEC GLOVE, ...	33.98
10/30/2025	C49536	MISCELLANEOUS COMMODITI...	204-300-750000	1GAL WOODCUTTER BAR OIL	23.99
11/03/2025	A300147	BUILDING MAINTENANCE	100-400-741000	4-1/2" ZN SAFETY HASP	7.49
11/03/2025	B230606	OPERATING SUPPLIES	711-510-743000	20V 4-1/2" ANG GRINDER, 4.5...	283.98
11/06/2025	A300281	OPERATING SUPPLIES	204-300-743000	MPBTR 1-5GAL PAINT MIXER	6.99
11/06/2025	A300294	OPERATING SUPPLIES	100-310-743000	WIRE STRIPPER/CRIMPER	39.99
11/07/2025	B230669	OPERATING SUPPLIES	712-550-743000	20V DRILL/DRIVER IMP KIT, 25'..	302.98
11/11/2025	A300463	MISCELLANEOUS COMMODITI...	100-430-750000	HARDWARE MISC (8)	1.36
11/11/2025	FCH92569	PENALTIES	100-190-750001	FNC CHRГ	25.10
11/12/2025	A300500	OPERATING SUPPLIES	100-430-743000	PLIER CUTTING DIAGONAL6I	21.99
11/12/2025	A300518	OPERATING SUPPLIES	204-300-743000	4-1/2" TURBO DIA BLADE	17.99
11/13/2025	A300556	MISCELLANEOUS COMMODITI...	711-500-750000	TORX HEX 8-KEY SET, GT5/8" ...	29.98
11/13/2025	C49623	OPERATING SUPPLIES	711-530-743000	STIHL CHAINSAW MSA 140C	369.99
11/13/2025	C49624	MISCELLANEOUS COMMODITI...	711-530-750000	WINTER GRADE BAR OIL	26.99
11/17/2025	A300667	BUILDING MAINTENANCE	100-400-741000	NONCONTCT VOLT TESTER, 3...	31.98
11/21/2025	A300879	MISCELLANEOUS COMMODITI...	100-310-750000	11OZ PENETRANT SPRAY, 11O...	20.98
11/24/2025	B230955	OPERATING SUPPLIES	712-540-743000	25' WB TAPE MEASURE	34.99
11/26/2025	A301037	OPERATING SUPPLIES	712-550-743000	UTILITY HEATER (2)	67.98
11/26/2025	A301048	OPERATING SUPPLIES	204-300-743000	2PK 2" 2 HOLE STL STRAP	3.79
11/26/2025	A301064	MISCELLANEOUS COMMODITI...	100-430-750000	HARDWARE MISC (3)	3.67
12/01/2025	A301171	MISCELLANEOUS COMMODITI...	100-210-750000	1.88"X55YD DUCT TAPE, ENER...	29.98
12/01/2025	A301180	BUILDING MAINTENANCE	100-210-741000	685 WHT ELONG WD TOIL SE...	23.99
12/01/2025	A301217	MISCELLANEOUS COMMODITI...	100-210-750000	HARDWARE MISC	7.99
12/01/2025	B231041	OPERATING SUPPLIES	204-300-743000	1/2" WHT CAP THREADED, 1/2..	14.34
12/01/2025	B231046	BUILDING MAINTENANCE	100-400-741000	30K BTU TANK TOP HEATER	129.99
12/02/2025	A301222	MISCELLANEOUS COMMODITI...	100-405-750000	18X525 ORG NYL TWINE	13.99
12/02/2025	B231067	BUILDING MAINTENANCE	100-400-741000	TV SCHLAG LOCK KEYBLANK	7.98
12/08/2025	A301450	OPERATING SUPPLIES	204-300-743000	CONV KIT FOR METAL CUT (2)	65.98
12/09/2025	B231184	MISCELLANEOUS COMMODITI...	100-210-750000	2" #2 PHILLIPS BIT, HARDWAR...	12.79
12/11/2025	FCH92799	PENALTIES	100-190-750001	FNC CHRГ	18.59
12/12/2025	B231244	OPERATING SUPPLIES	712-550-743000	3"-4" DRAIN KING KIT, 3" TO 6...	76.98
12/13/2025	A301632	OPERATING SUPPLIES	100-210-743000	1/2X12 QTR FROS SILLCOCK	49.99
12/15/2025	A301699	MISCELLANEOUS COMMODITI...	100-405-750000	10.1OZ GRY LTX SEALANT	6.99
12/17/2025	A301751	OPERATING SUPPLIES	204-300-743000	3M HD GRAY DUCT TAPE, 1.88...	29.97
12/18/2025	A301790	OPERATING SUPPLIES	204-300-743000	2.88X25YD GORILLA TAPE	20.99
12/18/2025	A301797	MISCELLANEOUS COMMODITI...	712-550-750000	1.88X30YD BLK DUCT TAPE	12.99
12/18/2025	A301805	BUILDING MAINTENANCE	711-500-741000	9PC MULTIBLADE	79.99
12/18/2025	B231331	EQUIPMENT / VEHICLE MAINT...	204-300-742000	SAW CHAIN 26RM 68 .325, BA...	77.99
Vendor DBA 08220 - HEIDRICKS TRUE VALUE Total:					2,194.92

Vendor DBA: 08260 - HENRY KRAFT INC					
12/10/2025	480128	JANITORIAL SUPPLIES	100-430-745000	CLEANING SUPPLIES . . . BRCC	94.38
12/23/2025	480128-1	JANITORIAL SUPPLIES	100-430-745000	1/16" YLLW MICROFIBER CLO...	3.93
12/23/2025	480666	NEW GYMNASIUM - SPLIT EXP...	100-430-727019	1-YR SVC / AIR FRESHENING P...	84.00
12/23/2025	480672	JANITORIAL SUPPLIES	100-430-745000	CLEANING SUPPLIES . . . BRCC	300.72
Vendor DBA 08260 - HENRY KRAFT INC Total:					483.03

Expense Approval Report

Payment Dates: 1/1/2026 - 1/13/2026

Payable Date	Payable Number	Account Name	Account Number	Description (Item)	Amount
Vendor DBA: 63887 - IRS					
01/02/2026	INV0015935	PAYROLL LIABILITY CLEARING	100-000-202000	Social Security Tax	5,620.64
01/02/2026	INV0015935	PAYROLL LIABILITY CLEARING	203-000-202000	Social Security Tax	624.54
01/02/2026	INV0015935	PAYROLL LIABILITY CLEARING	204-000-202000	Social Security Tax	2,770.18
01/02/2026	INV0015935	PAYROLL LIABILITY CLEARING	208-000-202000	Social Security Tax	92.08
01/02/2026	INV0015935	PAYROLL LIABILITY CLEARING	219-000-202000	Social Security Tax	1,220.78
01/02/2026	INV0015935	PAYROLL LIABILITY CLEARING	711-000-202000	Social Security Tax	3,965.92
01/02/2026	INV0015935	PAYROLL LIABILITY CLEARING	712-000-202000	Social Security Tax	2,172.46
01/02/2026	INV0015935	PAYROLL LIABILITY CLEARING	719-000-202000	Social Security Tax	173.64
01/02/2026	INV0015937	PAYROLL LIABILITY CLEARING	100-000-202000	Medicare Tax	3,634.64
01/02/2026	INV0015937	PAYROLL LIABILITY CLEARING	203-000-202000	Medicare Tax	146.08
01/02/2026	INV0015937	PAYROLL LIABILITY CLEARING	204-000-202000	Medicare Tax	647.88
01/02/2026	INV0015937	PAYROLL LIABILITY CLEARING	208-000-202000	Medicare Tax	21.54
01/02/2026	INV0015937	PAYROLL LIABILITY CLEARING	219-000-202000	Medicare Tax	285.48
01/02/2026	INV0015937	PAYROLL LIABILITY CLEARING	711-000-202000	Medicare Tax	927.54
01/02/2026	INV0015937	PAYROLL LIABILITY CLEARING	712-000-202000	Medicare Tax	508.02
01/02/2026	INV0015937	PAYROLL LIABILITY CLEARING	719-000-202000	Medicare Tax	40.62
01/02/2026	INV0015938	PAYROLL LIABILITY CLEARING	100-000-202000	Federal Tax	9,509.72
01/02/2026	INV0015938	PAYROLL LIABILITY CLEARING	203-000-202000	Federal Tax	353.26
01/02/2026	INV0015938	PAYROLL LIABILITY CLEARING	204-000-202000	Federal Tax	1,399.13
01/02/2026	INV0015938	PAYROLL LIABILITY CLEARING	208-000-202000	Federal Tax	12.33
01/02/2026	INV0015938	PAYROLL LIABILITY CLEARING	219-000-202000	Federal Tax	533.56
01/02/2026	INV0015938	PAYROLL LIABILITY CLEARING	711-000-202000	Federal Tax	2,485.60
01/02/2026	INV0015938	PAYROLL LIABILITY CLEARING	712-000-202000	Federal Tax	1,394.64
01/02/2026	INV0015938	PAYROLL LIABILITY CLEARING	719-000-202000	Federal Tax	113.81
Vendor DBA 63887 - IRS Total:					38,654.09

Vendor DBA: 55902 - JUDYS FUEL & OIL CO					
12/15/2025	37216	GAS AND OIL	100-200-746000	UNLEADED - CITY SHOP	6,229.95
12/15/2025	37216	GAS AND OIL	100-210-746000	UNLEADED - CITY SHOP	2,313.98
12/15/2025	37216	GAS AND OIL	100-230-746000	UNLEADED - CITY SHOP	178.00
12/15/2025	37216	GAS AND OIL	100-240-746000	UNLEADED - CITY SHOP	356.00
12/15/2025	37216	GAS AND OIL	100-400-746000	UNLEADED - CITY SHOP	1,245.97
12/15/2025	37216	GAS AND OIL	204-300-746000	UNLEADED - CITY SHOP	5,161.96
12/15/2025	37216	GAS AND OIL	219-427-746000	UNLEADED - CITY SHOP	356.00
12/15/2025	37216	GAS AND OIL	711-500-746000	UNLEADED - CITY SHOP	356.00
12/15/2025	37216	GAS AND OIL	711-510-746000	UNLEADED - CITY SHOP	711.99
12/15/2025	37216	GAS AND OIL	711-530-746000	UNLEADED - CITY SHOP	178.00
12/15/2025	37216	GAS AND OIL	712-540-746000	UNLEADED - CITY SHOP	356.00
12/15/2025	37216	GAS AND OIL	712-550-746000	UNLEADED - CITY SHOP	356.00
12/17/2025	37228	GAS AND OIL	100-210-746000	CLEAR DIESEL FUEL - CITY SHOP	349.16
12/17/2025	37228	GAS AND OIL	204-300-746000	CLEAR DIESEL FUEL - CITY SHOP	3,404.31
12/17/2025	37228	GAS AND OIL	208-165-746000	CLEAR DIESEL FUEL - CITY SHOP	87.29
12/17/2025	37228	GAS AND OIL	711-510-746000	CLEAR DIESEL FUEL - CITY SHOP	349.16
12/17/2025	37228	GAS AND OIL	712-550-746000	CLEAR DIESEL FUEL - CITY SHOP	174.58
Vendor DBA 55902 - JUDYS FUEL & OIL CO Total:					22,164.35

Vendor DBA: 53767 - JUDYS IRON & METAL INC					
01/05/2026	71412	OPERATING SUPPLIES	204-300-743000	1-1/4 BLK T/C PIPE, 3/4 GALV ...	831.32
01/05/2026	71441	OPERATING SUPPLIES	204-300-743000	12X16 GA CULVERT PIPE	962.88
Vendor DBA 53767 - JUDYS IRON & METAL INC Total:					1,794.20

Vendor DBA: 11010 - K & K AUTO PARTS INC					
12/23/2025	51835	GAS AND OIL	711-500-746000	CLARION F/GRADE TUBE, 5GAL..	354.11
Vendor DBA 11010 - K & K AUTO PARTS INC Total:					354.11

Vendor DBA: 46002 - KANSAS DEPARTMENT OF REVENUE					
01/02/2026	INV0015936	PAYROLL LIABILITY CLEARING	100-000-202000	State Withholding Tax	6,132.38
01/02/2026	INV0015936	PAYROLL LIABILITY CLEARING	203-000-202000	State Withholding Tax	226.03
01/02/2026	INV0015936	PAYROLL LIABILITY CLEARING	204-000-202000	State Withholding Tax	990.58
01/02/2026	INV0015936	PAYROLL LIABILITY CLEARING	208-000-202000	State Withholding Tax	31.40
01/02/2026	INV0015936	PAYROLL LIABILITY CLEARING	219-000-202000	State Withholding Tax	414.58
01/02/2026	INV0015936	PAYROLL LIABILITY CLEARING	711-000-202000	State Withholding Tax	1,505.40

Expense Approval Report

Payment Dates: 1/1/2026 - 1/13/2026

Payable Date	Payable Number	Account Name	Account Number	Description (Item)	Amount
01/02/2026	INV0015936	PAYROLL LIABILITY CLEARING	712-000-202000	State Withholding Tax	860.55
01/02/2026	INV0015936	PAYROLL LIABILITY CLEARING	719-000-202000	State Withholding Tax	67.04
Vendor DBA 46002 - KANSAS DEPARTMENT OF REVENUE Total:					10,227.96

Vendor DBA: 57396 - KANSAS DEPT OF HEALTH & ENVIRONMENT

01/05/2026	75279	CONTRACTUAL SERVICES	711-500-727012	2025 OPEN PO - PAID QRTL	1,042.00
Vendor DBA 57396 - KANSAS DEPT OF HEALTH & ENVIRONMENT Total:					1,042.00

Vendor DBA: 54385 - KANSAS GAS SERVICE

12/05/2025	120425	UTILITY - GAS	204-300-723001	CITY BARN . . GAS SERVICE (S...	98.90
12/05/2025	120425	UTILITY - GAS	711-510-723001	CITY BARN . . GAS SERVICE (S...	98.91
12/10/2025	120925	UTILITY - GAS	100-440-723001	MEMORIAL HALL - GAS SVC (S...	193.18
12/29/2025	122925	UTILITY - GAS	100-190-723001	GAS SERVICE (STMT DATE: 12...	18.15
12/29/2025	122925	UTILITY - GAS	100-210-723001	GAS SERVICE (STMT DATE: 12...	192.31
12/29/2025	122925	UTILITY - GAS	100-210-723001	GAS SERVICE (STMT DATE: 12...	148.38
12/29/2025	122925	UTILITY - GAS	100-230-723001	GAS SERVICE (STMT DATE: 12...	183.04
12/29/2025	122925	UTILITY - GAS	100-400-723001	GAS SERVICE (STMT DATE: 12...	113.42
12/29/2025	122925	UTILITY - GAS	100-405-723001	GAS SERVICE (STMT DATE: 12...	327.33
12/29/2025	122925	NEW GYMNASIUM - SPLIT EXP...	100-430-727019	GAS SERVICE (STMT DATE: 12...	585.64
12/29/2025	122925	UTILITY - GAS	219-425-723001	GAS SERVICE (STMT DATE: 12...	81.85
12/29/2025	122925	UTILITY - GAS	711-500-723001	GAS SERVICE (STMT DATE: 12...	189.70
12/29/2025	122925	UTILITY - GAS	711-520-723001	GAS SERVICE (STMT DATE: 12...	18.15
12/29/2025	122925	UTILITY - GAS	712-540-723001	GAS SERVICE (STMT DATE: 12...	538.80
12/29/2025	122925	UTILITY - GAS	712-555-723001	GAS SERVICE (STMT DATE: 12...	18.16
01/07/2026	011825	UTILITY - GAS	100-190-723001	GAS SERVICE (STMT DATE: 01...	45.88
01/07/2026	011825	UTILITY - GAS	100-210-723001	GAS SERVICE (STMT DATE: 01...	486.02
01/07/2026	011825	UTILITY - GAS	100-210-723001	GAS SERVICE (STMT DATE: 01...	374.99
01/07/2026	011825	UTILITY - GAS	100-230-723001	GAS SERVICE (STMT DATE: 01...	462.59
01/07/2026	011825	UTILITY - GAS	100-400-723001	GAS SERVICE (STMT DATE: 01...	286.65
01/07/2026	011825	UTILITY - GAS	100-405-723001	GAS SERVICE (STMT DATE: 01...	827.26
01/07/2026	011825	NEW GYMNASIUM - SPLIT EXP...	100-430-727019	GAS SERVICE (STMT DATE: 01...	1,480.08
01/07/2026	011825	UTILITY - GAS	219-425-723001	GAS SERVICE (STMT DATE: 01...	206.87
01/07/2026	011825	UTILITY - GAS	711-500-723001	GAS SERVICE (STMT DATE: 01...	479.43
01/07/2026	011825	UTILITY - GAS	711-520-723001	GAS SERVICE (STMT DATE: 01...	45.88
01/07/2026	011825	UTILITY - GAS	712-540-723001	GAS SERVICE (STMT DATE: 01...	1,361.71
01/07/2026	011825	UTILITY - GAS	712-555-723001	GAS SERVICE (STMT DATE: 01...	45.89
Vendor DBA 54385 - KANSAS GAS SERVICE Total:					8,909.17

Vendor DBA: 11145 - KANSAS MUNICIPAL UTILITIES INC

01/01/2026	20652	DUES AND MEMBERSHIPS	711-520-726000	2026 KMU MEMBERSHIP DUES	939.50
01/01/2026	20652	DUES AND MEMBERSHIPS	712-555-726000	2026 KMU MEMBERSHIP DUES	939.50
Vendor DBA 11145 - KANSAS MUNICIPAL UTILITIES INC Total:					1,879.00

Vendor DBA: 11149 - KANSAS PAYMENT CENTER

01/02/2026	INV0015931	PAYROLL LIABILITY CLEARING	711-000-202000	BB22DM000158	286.15
01/02/2026	INV0015932	PAYROLL LIABILITY CLEARING	204-000-202000	BB23DM000056	161.54
Vendor DBA 11149 - KANSAS PAYMENT CENTER Total:					447.69

Vendor DBA: 57707 - KDOT

12/31/2025	TR-0076	LEASE INTEREST	100-600-803013	TRF LOAN PAYMENT	519.84
12/31/2025	TR-0076	LEASE FEE	100-600-803015	TRF LOAN PAYMENT	34.56
Vendor DBA 57707 - KDOT Total:					554.40

Vendor DBA: 56350 - KEY INDUSTRIES INC

12/10/2025	DN16424	MERCHANDISE FOR RESALE	219-425-753000	MENS DYNASTY QTR ZIP PULL...	419.80
Vendor DBA 56350 - KEY INDUSTRIES INC Total:					419.80

Vendor DBA: 11340 - KIRKLAND WELDING SUPPLIES INC

12/31/2025	703887	MAINTENANCE AGREEMENT	204-300-727004	ACETYLENE WS, WQ	52.00
Vendor DBA 11340 - KIRKLAND WELDING SUPPLIES INC Total:					52.00

Vendor DBA: VEN01197 - KMIK-FM, KCHZ-FM, KCFX-FM, KCJK-FM, KCMO AM/FM, JACK-FM, KCMO-FM HD2

12/31/2025	AA4381105	CONTRACTUAL SERVICES	208-165-727012	BOOST ESSENTIAL, OTT & SOC...	3,113.00
Vendor DBA VEN01197 - KMIK-FM, KCHZ-FM, KCFX-FM, KCJK-FM, KCMO AM/FM, JACK-FM, KCMO-FM HD2 Total:					3,113.00

Expense Approval Report

Payment Dates: 1/1/2026 - 1/13/2026

Payable Date	Payable Number	Account Name	Account Number	Description (Item)	Amount
Vendor DBA: 11386 - KOMB-FM/KMDO-AM					
11/30/2025	INV-25407	ADVERTISING	208-165-727002	YRLY CONTRACT	240.00
11/30/2025	INV-25408	ADVERTISING	208-165-727002	YRLY CONTRACT	240.00
12/31/2025	INV-25976	MISCELLANEOUS COMMODITI...	939-240-750000	CHRISTMAS & NEW YEARS GR...	70.00
01/08/2026	2026	ADVERTISING	208-165-727002	2026 HOME, SPORT, FARM & ...	275.00
Vendor DBA 11386 - KOMB-FM/KMDO-AM Total:					825.00
Vendor DBA: 45989 - KP&F					
01/02/2026	INV0015916	PAYROLL LIABILITY CLEARING	100-000-202000	KP&F	26,368.45
Vendor DBA 45989 - KP&F Total:					26,368.45
Vendor DBA: 45990 - KPERS					
01/02/2026	INV0015917	PAYROLL LIABILITY CLEARING	100-000-202000	KPERS Insurance	424.11
01/02/2026	INV0015917	PAYROLL LIABILITY CLEARING	203-000-202000	KPERS Insurance	54.58
01/02/2026	INV0015917	PAYROLL LIABILITY CLEARING	204-000-202000	KPERS Insurance	228.61
01/02/2026	INV0015917	PAYROLL LIABILITY CLEARING	219-000-202000	KPERS Insurance	83.33
01/02/2026	INV0015917	PAYROLL LIABILITY CLEARING	711-000-202000	KPERS Insurance	335.41
01/02/2026	INV0015917	PAYROLL LIABILITY CLEARING	712-000-202000	KPERS Insurance	180.26
01/02/2026	INV0015917	PAYROLL LIABILITY CLEARING	719-000-202000	KPERS Insurance	14.00
01/02/2026	INV0015918	PAYROLL LIABILITY CLEARING	100-000-202000	KPERS	1,942.85
01/02/2026	INV0015918	PAYROLL LIABILITY CLEARING	203-000-202000	KPERS	850.97
01/02/2026	INV0015918	PAYROLL LIABILITY CLEARING	204-000-202000	KPERS	1,692.09
01/02/2026	INV0015918	PAYROLL LIABILITY CLEARING	219-000-202000	KPERS	830.51
01/02/2026	INV0015918	PAYROLL LIABILITY CLEARING	711-000-202000	KPERS	1,774.63
01/02/2026	INV0015918	PAYROLL LIABILITY CLEARING	712-000-202000	KPERS	1,689.85
01/02/2026	INV0015919	PAYROLL LIABILITY CLEARING	100-000-202000	KPERS	451.30
01/02/2026	INV0015919	PAYROLL LIABILITY CLEARING	219-000-202000	KPERS	282.38
01/02/2026	INV0015919	PAYROLL LIABILITY CLEARING	711-000-202000	KPERS	903.04
01/02/2026	INV0015920	PAYROLL LIABILITY CLEARING	100-000-202000	KPERS	4,217.33
01/02/2026	INV0015920	PAYROLL LIABILITY CLEARING	204-000-202000	KPERS	1,871.51
01/02/2026	INV0015920	PAYROLL LIABILITY CLEARING	219-000-202000	KPERS	186.27
01/02/2026	INV0015920	PAYROLL LIABILITY CLEARING	711-000-202000	KPERS	2,550.19
01/02/2026	INV0015920	PAYROLL LIABILITY CLEARING	712-000-202000	KPERS	1,121.59
01/02/2026	INV0015920	PAYROLL LIABILITY CLEARING	719-000-202000	KPERS	218.32
01/02/2026	INV0015921	PAYROLL LIABILITY CLEARING	219-000-202000	KPERS	26.31
Vendor DBA 45990 - KPERS Total:					21,929.44
Vendor DBA: 65051 - KUNSHEK CHAT & COAL INC					
08/22/2025	20768	OPERATING SUPPLIES	204-300-743000	3/8" WHITE STONE CHIP SEAL	449.31
Vendor DBA 65051 - KUNSHEK CHAT & COAL INC Total:					449.31
Vendor DBA: 65270 - LDF SALES & DISTRIBUTING INC					
01/07/2026	010726	ALCOHOL	219-425-749001	BEER FOR RESALE / GOLF COU...	229.60
Vendor DBA 65270 - LDF SALES & DISTRIBUTING INC Total:					229.60
Vendor DBA: 12210 - LOCKWOOD MOTOR SUPPLY INC					
12/10/2025	5201-441678	EQUIPMENT / VEHICLE MAINT...	711-510-742000	UNIT 730 - HINGE & PIN BUSH...	24.15
12/10/2025	5201-441711	EQUIPMENT / VEHICLE MAINT...	711-510-742000	RETURN OF HINGE & PIN	-21.45
12/11/2025	5201-441744	EQUIPMENT / VEHICLE MAINT...	204-300-742000	UNIT 223 - RELAY(2)	29.65
12/12/2025	5201-441800	EQUIPMENT / VEHICLE MAINT...	100-400-742000	BEAD SEALER	14.24
12/29/2025	5201-442358	EQUIPMENT / VEHICLE MAINT...	204-300-742000	UNIT 284 - HOSE 6G 8FJX	73.66
01/05/2026	5201-442582	EQUIPMENT / VEHICLE MAINT...	204-300-742000	UNIT 223 - RELAY	14.02
01/05/2026	5201-442585	EQUIPMENT / VEHICLE MAINT...	204-300-742000	UNIT 724 - RELAY	21.03
01/05/2026	5201-442607	OPERATING SUPPLIES	204-300-743000	SHOP - SCOTT SHOP TOWEL, P...	40.35
01/06/2026	5201-442643	EQUIPMENT / VEHICLE MAINT...	204-300-742000	UNIT 296 - HOSE, 4G, 4G-6FJX	83.38
Vendor DBA 12210 - LOCKWOOD MOTOR SUPPLY INC Total:					279.03
Vendor DBA: VEN01409 -					
01/02/2026	INV0015923	PAYROLL LIABILITY CLEARING	100-000-202000	MANHATTAN LIFE CANCER 1	45.13
01/02/2026	INV0015923	PAYROLL LIABILITY CLEARING	203-000-202000	MANHATTAN LIFE CANCER 1	12.06
01/02/2026	INV0015923	PAYROLL LIABILITY CLEARING	204-000-202000	MANHATTAN LIFE CANCER 1	18.53
01/02/2026	INV0015923	PAYROLL LIABILITY CLEARING	711-000-202000	MANHATTAN LIFE CANCER 1	60.00
01/02/2026	INV0015923	PAYROLL LIABILITY CLEARING	712-000-202000	MANHATTAN LIFE CANCER 1	35.70
01/02/2026	INV0015924	PAYROLL LIABILITY CLEARING	100-000-202000	MANHATTAN LIFE CANCER 1 SS	85.28

Expense Approval Report

Payment Dates: 1/1/2026 - 1/13/2026

Payable Date	Payable Number	Account Name	Account Number	Description (Item)	Amount
01/02/2026	INV0015925	PAYROLL LIABILITY CLEARING	100-000-202000	MANHATTAN LIFE CANCER 2	15.94
01/02/2026	INV0015925	PAYROLL LIABILITY CLEARING	711-000-202000	MANHATTAN LIFE CANCER 2	80.91
01/02/2026	INV0015925	PAYROLL LIABILITY CLEARING	712-000-202000	MANHATTAN LIFE CANCER 2	20.37
01/02/2026	INV0015926	PAYROLL LIABILITY CLEARING	100-000-202000	MANHATTAN LIFE CANCER 2 SS	15.94
01/02/2026	INV0015927	PAYROLL LIABILITY CLEARING	100-000-202000	MANHATTAN LIFE CANCER 4	31.08
01/02/2026	INV0015927	PAYROLL LIABILITY CLEARING	203-000-202000	MANHATTAN LIFE CANCER 4	29.45
01/02/2026	INV0015927	PAYROLL LIABILITY CLEARING	204-000-202000	MANHATTAN LIFE CANCER 4	23.37
01/02/2026	INV0015927	PAYROLL LIABILITY CLEARING	711-000-202000	MANHATTAN LIFE CANCER 4	32.03
01/02/2026	INV0015927	PAYROLL LIABILITY CLEARING	712-000-202000	MANHATTAN LIFE CANCER 4	32.22
Vendor DBA VEN01409 - MANHATTAN LIFE Total:					538.01
Vendor DBA: 55496 - MAYCO ACE HARDWARE					
12/09/2012	265154	OPERATING SUPPLIES	204-300-743000	TRUVW PNLIGHT 100LU, SFTY...	52.98
12/02/2025	264645	OPERATING SUPPLIES	711-530-743000	EX CORD 14/3SJTW RD 50'	41.99
12/03/2025	264741	MISCELLANEOUS COMMODITI...	204-300-750000	TAPE MAGIC 3/4X300"	3.98
12/03/2025	264743	OPERATING SUPPLIES	204-300-743000	DE-ICER WNDSHLD PS 11OZ(2)	11.18
12/03/2025	264766	OPERATING SUPPLIES	711-510-743000	SPRNG SNP ZINC .5", GLV HYD...	51.93
12/03/2025	264778	MISCELLANEOUS COMMODITI...	204-300-750000	ORIG ONTR TPE 1.88"X60YD	8.99
12/04/2025	264827	OPERATING SUPPLIES	204-300-743000	CYLINDER PROPANE 14.1OZ	5.99
12/15/2025	265585	MISCELLANEOUS COMMODITI...	711-510-750000	NIPPLE 1/4"X5", UBOLT ZN5/1...	17.57
12/17/2025	265709	JANITORIAL SUPPLIES	100-200-745000	TOILET SEAT ELNG WOOD WH	36.99
12/19/2025	265901	BUILDING MAINTENANCE	711-500-741000	POWER GRAB HD ADHSV, NU...	48.97
12/22/2025	266178	OPERATING SUPPLIES	711-510-743000	SCRTY BIT SET 31PC, MAGNTC...	29.98
12/23/2025	266187	MISCELLANEOUS COMMODITI...	204-300-750000	TOOL-MULTI CRMP, CUT,STRP,..	27.57
12/30/2025	266626	MISCELLANEOUS COMMODITI...	100-220-750000	CORD EXTN 16/2 50'	19.99
Vendor DBA 55496 - MAYCO ACE HARDWARE Total:					358.11
Vendor DBA: 13440 - MILLER FEED & OIL INC					
01/05/2026	191706	OPERATING SUPPLIES	204-300-743000	FESCUE SEED (1)	79.99
Vendor DBA 13440 - MILLER FEED & OIL INC Total:					79.99
Vendor DBA: 45981 - MODERN COPY SYSTEMS					
01/05/2026	60959	MAINTENANCE AGREEMENT	100-200-727004	MONTHLY CONTRACT: BLACK...	30.85
01/05/2026	60959	MAINTENANCE AGREEMENT	100-210-727004	MONTHLY CONTRACT: BLACK...	30.85
Vendor DBA 45981 - MODERN COPY SYSTEMS Total:					61.70
Vendor DBA: 14099 - NELSON QUARRIES INC					
11/07/2025	10605	IMPROVEMENTS	210-000-763000	7TH BETWEEN HEYLMAN AND...	408.18
12/03/2025	10724	OPERATING SUPPLIES	204-300-743000	ALL TYPES BASE ROCK 76.21TN	708.75
12/31/2025	10993	OPERATING SUPPLIES	204-300-743000	ALL TYPES BASE ROCK 27.01TN	251.19
Vendor DBA 14099 - NELSON QUARRIES INC Total:					1,368.12
Vendor DBA: 15087 - O REILLY AUTO PARTS					
12/10/2025	0198-383284	EQUIPMENT / VEHICLE MAINT...	204-300-742000	UNIT 220 - RETURN TIE ROD (2...	-229.72
12/12/2025	0198-383485	EQUIPMENT / VEHICLE MAINT...	204-300-742000	UNIT 724 - NEW MSTR CYL	121.88
01/02/2026	0198-385951	EQUIPMENT / VEHICLE MAINT...	204-300-742000	UNIT 284 - BATTERY, CORE CH...	139.18
01/05/2026	0198-386306	EQUIPMENT / VEHICLE MAINT...	711-510-742000	UNIT 730 - AC DELCO - DOOR ...	201.99
01/05/2026	0198-386346	OPERATING SUPPLIES	204-300-743000	BLEEDER WRCH (2)	16.98
Vendor DBA 15087 - O REILLY AUTO PARTS Total:					250.31
Vendor DBA: 64611 - OGLI					
01/02/2026	INV0015928	PAYROLL LIABILITY CLEARING	100-000-202000	OGLI - Minnesota Life	173.85
01/02/2026	INV0015928	PAYROLL LIABILITY CLEARING	203-000-202000	OGLI - Minnesota Life	13.20
01/02/2026	INV0015928	PAYROLL LIABILITY CLEARING	204-000-202000	OGLI - Minnesota Life	2.16
01/02/2026	INV0015928	PAYROLL LIABILITY CLEARING	219-000-202000	OGLI - Minnesota Life	9.85
01/02/2026	INV0015928	PAYROLL LIABILITY CLEARING	711-000-202000	OGLI - Minnesota Life	51.53
01/02/2026	INV0015928	PAYROLL LIABILITY CLEARING	712-000-202000	OGLI - Minnesota Life	10.60
Vendor DBA 64611 - OGLI Total:					261.19
Vendor DBA: 16008 - PACE ANALYTICAL SERVICES INC					
12/30/2025	2560240202	LAB TESTING	712-540-727025	2025: OPEN PO WEEKLY/MON...	678.00
01/05/2026	2660240437	LAB TESTING	712-540-727025	2025: OPEN PO WEEKLY/MON...	565.00
Vendor DBA 16008 - PACE ANALYTICAL SERVICES INC Total:					1,243.00

Expense Approval Report

Payment Dates: 1/1/2026 - 1/13/2026

Payable Date	Payable Number	Account Name	Account Number	Description (Item)	Amount
Vendor DBA: 16032 - PAPA DONS PIZZA					
01/08/2026	INV0015983	GRANTS	203-160-734000	SMALL BUSINESS GRANT INIT...	8,500.00
Vendor DBA 16032 - PAPA DONS PIZZA Total:					8,500.00
Vendor DBA: 60044 - PEPSI-COLA BOTTLING COMPANY OF PITTSBURG INC					
12/11/2025	1026846	CONCESSION SUPPLIES	100-430-749000	PRODUCT FOR VENDING MAC...	181.50
Vendor DBA 60044 - PEPSI-COLA BOTTLING COMPANY OF PITTSBURG INC Total:					181.50
Vendor DBA: VEN01463 - PRUITT STORAGE & RENTAL					
01/08/2026	INV0015975	GRANTS	203-160-734000	SMALL BUSINESS GRANT INIT...	8,500.00
Vendor DBA VEN01463 - PRUITT STORAGE & RENTAL Total:					8,500.00
Vendor DBA: 64471 - QUADIENT LEASING USA INC					
12/17/2025	Q2136332	LEASE - 1/2 POSTAGE MACHI...	100-600-803007	LEASE PAYMENT (POSTAGE M...	457.27
Vendor DBA 64471 - QUADIENT LEASING USA INC Total:					457.27
Vendor DBA: 18191 - RURAL WATER DISTRICT #2					
01/08/2026	INV0015954	UTILITY - WATER	100-310-723000	2025 OPEN PO: AIRPORT WAT...	49.02
Vendor DBA 18191 - RURAL WATER DISTRICT #2 Total:					49.02
Vendor DBA: 60607 - SCHULTE SUPPLY INC					
12/19/2025	S1237914.001	OPERATING SUPPLIES	711-510-743000	BLUE, WHITE, GREEN MARKI...	538.00
12/19/2025	S1237914.001	OPERATING SUPPLIES	712-550-743000	BLUE, WHITE, GREEN MARKI...	807.00
Vendor DBA 60607 - SCHULTE SUPPLY INC Total:					1,345.00
Vendor DBA: 61765 - SECURITY BENEFIT (wire)					
01/02/2026	INV0015902	PAYROLL LIABILITY CLEARING	100-000-202000	Deferred Comp - 0613086	334.22
01/02/2026	INV0015902	PAYROLL LIABILITY CLEARING	711-000-202000	Deferred Comp - 0613086	83.90
01/02/2026	INV0015902	PAYROLL LIABILITY CLEARING	712-000-202000	Deferred Comp - 0613086	81.88
01/02/2026	INV0015903	PAYROLL LIABILITY CLEARING	100-000-202000	Deferred Comp - 0613086	25.00
Vendor DBA 61765 - SECURITY BENEFIT (wire) Total:					525.00
Vendor DBA: VEN01136 -					
11/01/2025	2026	DUES AND MEMBERSHIPS	208-165-726000	2026 BUSINESS/INDUSTRY M...	100.00
Vendor DBA VEN01136 - SEK MUSEUM ALLIANCE INC Total:					100.00
Vendor DBA: 19444 - SKITCHS HAULING & EXCAVATING INC					
09/30/2025	8586	MAINTENANCE AGREEMENT	204-300-727004	RENTAL JACK HAMMER FOR S...	750.00
11/30/2025	8728	MISCELLANEOUS COMMODITI...	208-165-750000	4 PORTA POTTIES TO RIVERW...	500.00
Vendor DBA 19444 - SKITCHS HAULING & EXCAVATING INC Total:					1,250.00
Vendor DBA: 55219 - STERICYCLE INC					
12/25/2025	8013012280	CONTRACTUAL SERVICES	100-200-727012	2025: FSPD STERI-SAFE OSHA ...	63.09
Vendor DBA 55219 - STERICYCLE INC Total:					63.09
Vendor DBA: 64724 - SYSTEMS MANUFACTURING INC					
08/07/2025	M3159	CONTRACTUAL SERVICES	711-500-727012	WORK ON COMPUTERS AND ...	841.40
08/07/2025	M3159	CONTRACTUAL SERVICES	712-540-727012	WORK ON COMPUTERS AND ...	841.40
10/23/2025	M3170	CONTRACTUAL SERVICES	711-500-727012	WORK PERFORMED ON SITE:	1,541.40
10/23/2025	M3170	CONTRACTUAL SERVICES	711-510-727012	WORK PERFORMED ON SITE:	1,195.60
10/23/2025	M3170	CONTRACTUAL SERVICES	712-540-727012	WORK PERFORMED ON SITE:	1,679.30
Vendor DBA 64724 - SYSTEMS MANUFACTURING INC Total:					6,099.10
Vendor DBA: 60338 - TCB PLUMBING					
12/18/2025	360179	CONTRACTUAL SERVICES	712-550-727012	BLOCKAGE BY CITY - 124 N JU...	150.00
Vendor DBA 60338 - TCB PLUMBING Total:					150.00
Vendor DBA: 19340 - THE SHERWIN WILLIAMS COMPANY					
01/06/2026	1186-4	IMPROVEMENTS	219-425-763000	SPR EXT FL EXTRA	33.80
Vendor DBA 19340 - THE SHERWIN WILLIAMS COMPANY Total:					33.80
Vendor DBA: VEN01445 - TMOBILE					
01/08/2026	011326	CELL PHONE / IPAD	100-210-730000	FSFD	129.42
Vendor DBA VEN01445 - TMOBILE Total:					129.42
Vendor DBA: 63723 - TYLER TECHNOLOGIES INC					
09/30/2025	025-530414	CONTRACTUAL SERVICES	100-170-727012	2025 OPEN PO: COURT & UB	206.08
09/30/2025	025-530414	CONTRACTUAL SERVICES	711-520-727012	2025 OPEN PO: COURT & UB	2,803.21
09/30/2025	025-530414	CONTRACTUAL SERVICES	712-555-727012	2025 OPEN PO: COURT & UB	2,803.21
10/07/2025	025-531915	CONTRACTUAL SERVICES	100-170-727012	2025 OPEN PO: COURT & UB	8.86

Expense Approval Report

Payment Dates: 1/1/2026 - 1/13/2026

Payable Date	Payable Number	Account Name	Account Number	Description (Item)	Amount
10/07/2025	025-531915	CONTRACTUAL SERVICES	711-520-727012	2025 OPEN PO: COURT & UB	120.57
10/07/2025	025-531915	CONTRACTUAL SERVICES	712-555-727012	2025 OPEN PO: COURT & UB	120.57
12/31/2025	025-539035	CONTRACTUAL SERVICES	100-170-727012	2025 OPEN PO: COURT & UB	207.63
12/31/2025	025-539035	CONTRACTUAL SERVICES	711-520-727012	2025 OPEN PO: COURT & UB	2,824.31
12/31/2025	025-539035	CONTRACTUAL SERVICES	712-555-727012	2025 OPEN PO: COURT & UB	2,824.31
12/31/2025	025-539549	CONTRACTUAL SERVICES	100-170-727012	2025 OPEN PO: COURT & UB	0.04
12/31/2025	025-539549	CONTRACTUAL SERVICES	711-520-727012	2025 OPEN PO: COURT & UB	0.48
12/31/2025	025-539549	CONTRACTUAL SERVICES	712-555-727012	2025 OPEN PO: COURT & UB	0.48
Vendor DBA 63723 - TYLER TECHNOLOGIES INC Total:					11,919.75
Vendor DBA: 65942 - UPLINK LLC					
12/31/2025	INV-641	EQUIPMENT / VEHICLE MAINT...	100-200-742000	FSPD RADIO INSTALL (P-525)	207.95
Vendor DBA 65942 - UPLINK LLC Total:					207.95
Vendor DBA: 21001 - USA BLUE BOOK					
01/07/2026	INV00927057	LAB CHEMICALS	711-500-752100	HACH BROMCRESOL, HACH E...	463.45
Vendor DBA 21001 - USA BLUE BOOK Total:					463.45
Vendor DBA: 59332 - VERIZON					
12/12/2025	6130760647	CELL PHONE / IPAD	100-310-730000	AIRPORT	115.56
Vendor DBA 59332 - VERIZON Total:					115.56
Vendor DBA: 22082 - VISION SERVICE PLAN					
01/02/2026	INV0015929	PAYROLL LIABILITY CLEARING	100-000-202000	Health Insurance	86.78
01/02/2026	INV0015929	PAYROLL LIABILITY CLEARING	203-000-202000	Health Insurance	9.65
01/02/2026	INV0015929	PAYROLL LIABILITY CLEARING	204-000-202000	Health Insurance	38.64
01/02/2026	INV0015929	PAYROLL LIABILITY CLEARING	219-000-202000	Health Insurance	23.45
01/02/2026	INV0015929	PAYROLL LIABILITY CLEARING	711-000-202000	Health Insurance	51.75
01/02/2026	INV0015929	PAYROLL LIABILITY CLEARING	712-000-202000	Health Insurance	24.01
01/02/2026	INV0015930	PAYROLL LIABILITY CLEARING	100-000-202000	Health Insurance	126.88
Vendor DBA 22082 - VISION SERVICE PLAN Total:					361.16
Vendor DBA: 57249 - VOICE PRODUCTS INC					
01/08/2026	INV0015978	CONTRACTUAL SERVICES	100-200-727012	SERVICE AGREEMENT FOR IRE...	1,958.25
Vendor DBA 57249 - VOICE PRODUCTS INC Total:					1,958.25
Vendor DBA: VEN01428 -					
01/02/2026	INV0015908	PAYROLL LIABILITY CLEARING	711-000-202000	Case No:25-21392-13	308.10
01/02/2026	INV0015908	PAYROLL LIABILITY CLEARING	712-000-202000	Case No:25-21392-13	308.06
Vendor DBA VEN01428 - W.H. Griffin, Chapter 13 Trustee Total:					616.16
Vendor DBA: 65572 - WESTECH ENGINEERING INC					
12/04/2025	S-INVOICE105234	MACHINERY AND EQUIPMENT	711-500-764000	WORK ON PILLOW BLOCK BE...	13,018.80
Vendor DBA 65572 - WESTECH ENGINEERING INC Total:					13,018.80
Vendor DBA: VEN01462 - WHITETAIL RESURRECTION LLC					
01/08/2026	INV0015976	GRANTS	203-160-734000	SMALL BUSINESS GRANT INIT...	5,000.00
Vendor DBA VEN01462 - WHITETAIL RESURRECTION LLC Total:					5,000.00
Grand Total:					440,300.54

Report Summary

Fund Summary

Fund	Payment Amount
100 - GENERAL FUND	177,939.07
203 - ECONOMIC DEVELOPMENT	36,315.42
204 - SPECIAL STREETS AND HIGHWAYS	38,801.08
207 - E911 TELEPHONE TAX	1,857.10
208 - CONVENTION AND VISITORS BUREAU	6,398.89
210 - STREETS SALES TAX	408.18
215 - LAND BANK	21.52
218 - RECREATION	26,000.00
219 - GOLF COURSE	10,129.56
711 - WATER UTILITY	89,650.87
712 - WASTEWATER UTILITY	51,730.19
719 - STORMWATER UTILITY	627.43
939 - GNAT PROJECT	127.25
941 - LAW ENFORCEMENT TRUST	293.98
Grand Total:	440,300.54

Account Summary

Account Number	Account Name	Payment Amount
100-000-202000	PAYROLL LIABILITY CLEA...	86,780.96
100-100-744000	OFFICE SUPPLIES	33.51
100-110-725000	TRAVEL AND TRAINING	138.45
100-110-727012	CONTRACTUAL SERVICES	88.75
100-110-748000	BOOKS AND SUBSCRIPTI...	65.76
100-120-726000	DUES AND MEMBERSHI...	35.00
100-130-727012	CONTRACTUAL SERVICES	88.75
100-130-748000	BOOKS AND SUBSCRIPTI...	6.08
100-140-748000	BOOKS AND SUBSCRIPTI...	6.08
100-150-725000	TRAVEL AND TRAINING	4.94
100-150-726000	DUES AND MEMBERSHI...	224.99
100-150-744000	OFFICE SUPPLIES	34.37
100-150-748000	BOOKS AND SUBSCRIPTI...	129.22
100-160-763000	IMPROVEMENTS	3,742.68
100-170-727012	CONTRACTUAL SERVICES	672.61
100-170-744000	OFFICE SUPPLIES	27.56
100-170-750003	REFUNDS	550.00
100-190-723001	UTILITY - GAS	64.03
100-190-723002	UTILITY - ELECTRIC	10,010.42
100-190-723004	UTILITY - TELEPHONE	1,730.04
100-190-724000	LEGAL PUBLICATIONS	323.75
100-190-727005	TRASH / RECYCLING	22.34
100-190-727012	CONTRACTUAL SERVICES	1,622.66
100-190-727016	LICENSE / PERMIT	458.00
100-190-744000	OFFICE SUPPLIES	104.16
100-190-745000	JANITORIAL SUPPLIES	16.53
100-190-750001	PENALTIES	43.69
100-190-750004	FIRST AID	142.50
100-200-721000	POSTAGE AND SHIPPING	33.63
100-200-723002	UTILITY - ELECTRIC	267.46
100-200-725000	TRAVEL AND TRAINING	1,672.21
100-200-726000	DUES AND MEMBERSHI...	75.00
100-200-727004	MAINTENANCE AGREEM...	30.85
100-200-727012	CONTRACTUAL SERVICES	2,116.32
100-200-727016	LICENSE / PERMIT	53.55
100-200-742000	EQUIPMENT / VEHICLE ...	654.74
100-200-743000	OPERATING SUPPLIES	3,843.09
100-200-744000	OFFICE SUPPLIES	674.77
100-200-745000	JANITORIAL SUPPLIES	36.99

Account Summary

Account Number	Account Name	Payment Amount
100-200-746000	GAS AND OIL	6,229.95
100-200-747000	UNIFORMS AND CLOTHI...	905.14
100-200-748000	BOOKS AND SUBSCRIPTI...	181.08
100-200-754000	FIRE ARM & SUPPLIES	275.88
100-200-764000	MACHINERY AND EQUI...	16.99
100-210-723001	UTILITY - GAS	1,201.70
100-210-723002	UTILITY - ELECTRIC	1,152.51
100-210-725000	TRAVEL AND TRAINING	742.27
100-210-726000	DUES AND MEMBERSHI...	35.00
100-210-727004	MAINTENANCE AGREEM...	30.85
100-210-727005	TRASH / RECYCLING	139.00
100-210-727012	CONTRACTUAL SERVICES	1,262.07
100-210-727016	LICENSE / PERMIT	110.00
100-210-730000	CELL PHONE / IPAD	129.42
100-210-741000	BUILDING MAINTENANCE	23.99
100-210-742000	EQUIPMENT / VEHICLE ...	2,691.02
100-210-743000	OPERATING SUPPLIES	49.99
100-210-744000	OFFICE SUPPLIES	117.00
100-210-745000	JANITORIAL SUPPLIES	363.83
100-210-746000	GAS AND OIL	2,683.14
100-210-747000	UNIFORMS AND CLOTHI...	385.42
100-210-748000	BOOKS AND SUBSCRIPTI...	115.68
100-210-750000	MISCELLANEOUS COM...	320.27
100-220-725000	TRAVEL AND TRAINING	1,042.47
100-220-741000	BUILDING MAINTENANCE	99.89
100-220-744000	OFFICE SUPPLIES	183.64
100-220-748000	BOOKS AND SUBSCRIPTI...	6.10
100-220-750000	MISCELLANEOUS COM...	19.99
100-220-764000	MACHINERY AND EQUI...	851.51
100-230-723001	UTILITY - GAS	645.63
100-230-727016	LICENSE / PERMIT	335.00
100-230-742000	EQUIPMENT / VEHICLE ...	8.50
100-230-746000	GAS AND OIL	178.00
100-240-724000	LEGAL PUBLICATIONS	814.00
100-240-726000	DUES AND MEMBERSHI...	100.02
100-240-727005	TRASH / RECYCLING	10,526.47
100-240-727015	DEMOLITION EXPENSES	2,521.88
100-240-742000	EQUIPMENT / VEHICLE ...	8.50
100-240-746000	GAS AND OIL	356.00
100-240-748000	BOOKS AND SUBSCRIPTI...	6.08
100-310-723000	UTILITY - WATER	49.02
100-310-723002	UTILITY - ELECTRIC	686.86
100-310-723004	UTILITY - TELEPHONE	587.85
100-310-727005	TRASH / RECYCLING	117.00
100-310-727012	CONTRACTUAL SERVICES	4,845.41
100-310-727016	LICENSE / PERMIT	20.00
100-310-730000	CELL PHONE / IPAD	115.56
100-310-742000	EQUIPMENT / VEHICLE ...	8.50
100-310-743000	OPERATING SUPPLIES	39.99
100-310-750000	MISCELLANEOUS COM...	1,339.01
100-400-723001	UTILITY - GAS	400.07
100-400-723002	UTILITY - ELECTRIC	1,452.69
100-400-727005	TRASH / RECYCLING	189.63
100-400-727012	CONTRACTUAL SERVICES	160.00
100-400-741000	BUILDING MAINTENANCE	174.62
100-400-742000	EQUIPMENT / VEHICLE ...	200.70
100-400-746000	GAS AND OIL	1,245.97
100-400-748000	BOOKS AND SUBSCRIPTI...	6.08

Account Summary

Account Number	Account Name	Payment Amount
100-405-723001	UTILITY - GAS	1,154.59
100-405-723002	UTILITY - ELECTRIC	942.41
100-405-727005	TRASH / RECYCLING	82.00
100-405-742000	EQUIPMENT / VEHICLE ...	90.00
100-405-750000	MISCELLANEOUS COM...	20.98
100-410-723002	UTILITY - ELECTRIC	182.00
100-410-727005	TRASH / RECYCLING	57.00
100-410-750000	MISCELLANEOUS COM...	18.50
100-430-723002	UTILITY - ELECTRIC	1,261.83
100-430-723003	UTILITY - CABLE	288.24
100-430-727005	TRASH / RECYCLING	87.00
100-430-727012	CONTRACTUAL SERVICES	1,113.12
100-430-727019	NEW GYMNASIUM - SPLI...	2,706.84
100-430-743000	OPERATING SUPPLIES	61.98
100-430-745000	JANITORIAL SUPPLIES	1,268.98
100-430-749000	CONCESSION SUPPLIES	1,187.13
100-430-750000	MISCELLANEOUS COM...	5.03
100-430-763000	IMPROVEMENTS	914.23
100-440-723001	UTILITY - GAS	193.18
100-440-727005	TRASH / RECYCLING	67.00
100-440-745000	JANITORIAL SUPPLIES	94.08
100-600-803007	LEASE - 1/2 POSTAGE M...	457.27
100-600-803013	LEASE INTEREST	519.84
100-600-803015	LEASE FEE	34.56
203-000-202000	PAYROLL LIABILITY CLEA...	3,475.24
203-160-724000	LEGAL PUBLICATIONS	18.50
203-160-725000	TRAVEL AND TRAINING	455.18
203-160-726000	DUES AND MEMBERSHI...	99.99
203-160-734000	GRANTS	32,000.00
203-160-744000	OFFICE SUPPLIES	80.73
203-160-750000	MISCELLANEOUS COM...	185.78
204-000-202000	PAYROLL LIABILITY CLEA...	16,040.26
204-300-723001	UTILITY - GAS	98.90
204-300-723002	UTILITY - ELECTRIC	724.01
204-300-725000	TRAVEL AND TRAINING	109.39
204-300-727004	MAINTENANCE AGREEM...	802.00
204-300-727005	TRASH / RECYCLING	43.50
204-300-727006	ENGINEERING SERVICES	918.01
204-300-727012	CONTRACTUAL SERVICES	4,555.55
204-300-727016	LICENSE / PERMIT	124.01
204-300-742000	EQUIPMENT / VEHICLE ...	522.31
204-300-743000	OPERATING SUPPLIES	5,695.13
204-300-744000	OFFICE SUPPLIES	218.19
204-300-746000	GAS AND OIL	8,566.27
204-300-748000	BOOKS AND SUBSCRIPTI...	188.92
204-300-750000	MISCELLANEOUS COM...	64.53
204-300-763000	IMPROVEMENTS	130.10
207-220-723004	UTILITY - TELEPHONE	1,857.10
208-000-202000	PAYROLL LIABILITY CLEA...	157.35
208-165-726000	DUES AND MEMBERSHI...	100.00
208-165-727002	ADVERTISING	2,108.75
208-165-727012	CONTRACTUAL SERVICES	3,113.00
208-165-746000	GAS AND OIL	87.29
208-165-748000	BOOKS AND SUBSCRIPTI...	332.50
208-165-750000	MISCELLANEOUS COM...	500.00
210-000-763000	IMPROVEMENTS	408.18
215-000-451000	FEES	21.52
218-000-727012	CONTRACTUAL SERVICES	26,000.00

Account Summary

Account Number	Account Name	Payment Amount
219-000-202000	PAYROLL LIABILITY CLEA...	5,434.90
219-425-723001	UTILITY - GAS	288.72
219-425-723002	UTILITY - ELECTRIC	1,059.96
219-425-723003	UTILITY - CABLE	340.22
219-425-725000	TRAVEL AND TRAINING	76.34
219-425-727005	TRASH / RECYCLING	57.00
219-425-742000	EQUIPMENT / VEHICLE ...	24.98
219-425-744000	OFFICE SUPPLIES	133.48
219-425-748000	BOOKS AND SUBSCRIPTI...	6.08
219-425-749000	CONCESSION SUPPLIES	727.22
219-425-749001	ALCOHOL	605.00
219-425-750000	MISCELLANEOUS COM...	187.92
219-425-753000	MERCHANDISE FOR RES...	419.80
219-425-763000	IMPROVEMENTS	33.80
219-427-725000	TRAVEL AND TRAINING	40.00
219-427-742000	EQUIPMENT / VEHICLE ...	68.49
219-427-746000	GAS AND OIL	366.00
219-427-748000	BOOKS AND SUBSCRIPTI...	6.08
219-427-750000	MISCELLANEOUS COM...	84.94
219-427-763000	IMPROVEMENTS	168.63
711-000-202000	PAYROLL LIABILITY CLEA...	22,981.76
711-500-723001	UTILITY - GAS	669.13
711-500-723002	UTILITY - ELECTRIC	25,297.68
711-500-727005	TRASH / RECYCLING	57.00
711-500-727006	ENGINEERING SERVICES	918.00
711-500-727012	CONTRACTUAL SERVICES	3,424.80
711-500-741000	BUILDING MAINTENANCE	694.25
711-500-742000	EQUIPMENT / VEHICLE ...	1,781.03
711-500-744000	OFFICE SUPPLIES	267.40
711-500-746000	GAS AND OIL	1,002.76
711-500-750000	MISCELLANEOUS COM...	493.21
711-500-752000	CHEMICALS	40.00
711-500-752100	LAB CHEMICALS	463.45
711-500-764000	MACHINERY AND EQUI...	13,142.93
711-510-723001	UTILITY - GAS	98.91
711-510-723002	UTILITY - ELECTRIC	651.95
711-510-726000	DUES AND MEMBERSHI...	144.00
711-510-727005	TRASH / RECYCLING	43.50
711-510-727006	ENGINEERING SERVICES	918.00
711-510-727012	CONTRACTUAL SERVICES	1,195.60
711-510-742000	EQUIPMENT / VEHICLE ...	213.16
711-510-743000	OPERATING SUPPLIES	1,980.32
711-510-744000	OFFICE SUPPLIES	139.95
711-510-746000	GAS AND OIL	1,061.15
711-510-748000	BOOKS AND SUBSCRIPTI...	12.16
711-510-750000	MISCELLANEOUS COM...	57.71
711-510-764000	MACHINERY AND EQUI...	77.26
711-520-723001	UTILITY - GAS	64.03
711-520-723002	UTILITY - ELECTRIC	904.31
711-520-723004	UTILITY - TELEPHONE	1,730.06
711-520-726000	DUES AND MEMBERSHI...	939.50
711-520-727005	TRASH / RECYCLING	22.33
711-520-727012	CONTRACTUAL SERVICES	7,212.96
711-520-744000	OFFICE SUPPLIES	18.26
711-520-745000	JANITORIAL SUPPLIES	16.53
711-530-723002	UTILITY - ELECTRIC	174.36
711-530-727005	TRASH / RECYCLING	82.00
711-530-742000	EQUIPMENT / VEHICLE ...	8.51

Account Summary

Account Number	Account Name	Payment Amount
711-530-743000	OPERATING SUPPLIES	445.96
711-530-746000	GAS AND OIL	178.00
711-530-750000	MISCELLANEOUS COM...	26.99
712-000-202000	PAYROLL LIABILITY CLEA...	12,852.13
712-540-723001	UTILITY - GAS	1,900.51
712-540-723002	UTILITY - ELECTRIC	17,262.63
712-540-726000	DUES AND MEMBERSHI...	162.00
712-540-727005	TRASH / RECYCLING	57.00
712-540-727006	ENGINEERING SERVICES	918.00
712-540-727012	CONTRACTUAL SERVICES	2,520.70
712-540-727025	LAB TESTING	1,243.00
712-540-742000	EQUIPMENT / VEHICLE ...	8.51
712-540-743000	OPERATING SUPPLIES	34.99
712-540-744000	OFFICE SUPPLIES	172.60
712-540-746000	GAS AND OIL	356.00
712-550-727005	TRASH / RECYCLING	57.00
712-550-727006	ENGINEERING SERVICES	918.00
712-550-727012	CONTRACTUAL SERVICES	150.00
712-550-727016	LICENSE / PERMIT	29.47
712-550-742000	EQUIPMENT / VEHICLE ...	8.51
712-550-743000	OPERATING SUPPLIES	1,557.57
712-550-746000	GAS AND OIL	530.58
712-550-747000	UNIFORMS AND CLOTHI...	24.99
712-550-750000	MISCELLANEOUS COM...	12.99
712-555-723001	UTILITY - GAS	64.05
712-555-723002	UTILITY - ELECTRIC	904.31
712-555-723004	UTILITY - TELEPHONE	1,730.06
712-555-726000	DUES AND MEMBERSHI...	939.50
712-555-727005	TRASH / RECYCLING	22.33
712-555-727012	CONTRACTUAL SERVICES	7,212.96
712-555-742000	EQUIPMENT / VEHICLE ...	44.99
712-555-744000	OFFICE SUPPLIES	18.27
712-555-745000	JANITORIAL SUPPLIES	16.54
719-000-202000	PAYROLL LIABILITY CLEA...	627.43
939-240-750000	MISCELLANEOUS COM...	127.25
941-000-727020	K-9 UNIT EXPENSES	293.98
	Grand Total:	440,300.54

Project Account Summary

Project Account Key	Payment Amount
None	440,300.54
Grand Total:	440,300.54

Earles Engineering & Inspection, LLC
112 W 4th St
Pittsburg, KS 66762
620-626-8912

Invoice

Date	Invoice #
1/12/2026	18373

Bill To
City of Fort Scott 123 S Main Fort Scott KS 66701
RECEIVED JAN 14 2026 City Clerk <u>LL</u>

EEI Project No.

P.O. No.

25-12 East National Phase I			
Quantity/Hours	Item	Rate	Amount
	60% complete	15,525.00	15,525.00

Total \$15,525.00

Balance Due \$15,525.00

CITY OF FORT SCOTT CITY COMMISSION MEETING

Minutes of January 6, 2026

Regular Meeting

A meeting of the Fort Scott City Commission was held in the City Commission Meeting Room at City Hall, 123 S. Main Street, Fort Scott, Kansas. *The meeting was streamed live on YouTube, however technical difficulties resulted in only video being recorded for this meeting.*

The meeting was called to order at 6:00PM. Roll call was taken. Commissioners Matthew Wells, Tracy Dancer (via Teams), Kathryn Salsbury, Julie Buchta and Mayor Tim Van Hoecke were present.

In Attendance - Brad Matkin/*City Manager*, Bob Farmer/*City Attorney*, Chief Jason Pickert/*FSPD*, Lisa Dillon/*Housing & Neighborhood Revitalization Coordinator*, Rachel Carpenter/*Community Relations Director*, Jason Dickman/*Earles Engineering & Inspections*, Michael Hoyt, Lindsay Madison/*Fort Scott Area Chamber of Commerce*.

VAN HOECKE led the Pledge of Allegiance and MATKIN said a prayer asking God for guidance for the City, the Citizens, our Government and City officials.

Appointments

Oath of Office - Julie Buchta, Tim Van Hoecke and Kathryn Salsbury - (3) Commissioners were duly sworn into office by the City Clerk.

Appointment of Mayor of Fort Scott

MOTION: VAN HOECKE moved to nominate BUCHTA for Mayor.

MOTION DIED FOR LACK OF A SECOND.

MOTION: DANCER moved to nominate SALSBURY for Mayor. BUCHTA seconded. DANCER, BUCHTA, WELLS and VAN HOECKE voted yes. SALSBURY abstained.

MOTION CARRIED 4-0.

Appointment of President of the City Commission of Fort Scott

MOTION: VAN HOECKE moved to nominate BUCHTA for President. SALSBURY seconded.

MOTION CARRIED 5-0.

MOTION: VAN HOECKE moved to table agenda number 4 - Appointment of Commission Representatives - Item e. Healthy in All Practices Commission (HBCAT) until something is heard from representatives that there are ongoing meetings. WELLS seconded.

MOTION CARRIED 5-0.

Appointment of Commission Representatives
Fort Scott Housing Authority

MOTION: VAN HOECKE moved to nominate WELLS. DANCER seconded. WELLS declined the nomination due to work schedule preventing him from attending the meetings of the Housing Authority.

MOTION FAILED TO PROCEED TO A VOTE.

MOTION: VAN HOECKE moved to nominate DANCER. DANCER seconded.

MOTION CARRIED 5-0.

Fort Scott Public Library

MOTION: DANCER moved to nominate WELLS. BUCHTA seconded.

MOTION CARRIED 5-0.

Fort Scott Land Bank

MOTION: VAN HOECKE moved to nominate SALSBUURY. WELLS seconded.

MOTION CARRIED 5-0.

Fort Scott Streets Advisory Board

MOTION: VAN HOECKE moved to nominate BUCHTA. DANCER seconded.

MOTION CARRIED 5-0.

Approval of Agenda

MOTION: VAN HOECKE moved to approve the agenda as presented. WELLS seconded.

MOTION CARRIED 5-0.

Consent Agenda

- Approval of Appropriation Ordinance 1399-A – Expense Approval Report – Payment Dates of December 10, 2025 – December 31, 2025 - \$610,834.62

MOTION: VAN HOECKE moved to approve the Consent Agenda. SALSURY seconded.

MOTION CARRIED 5-0.

Public Comment

Lindsay Madison/Fort Scott Area Chamber of Commerce addressed the Commission regarding a resolution to apply for the Main Street program. The resolution was tabled at the last meeting and was not included on the current agenda. A revised copy of the resolution, with the last item removed, was presented. The item will be placed on the next meeting's agenda for review and potential vote. She stated that the Main Street Program is undergoing changes with the hope of having a rolling deadline for communities to apply. The application that was started in December disappeared from the website. The director will notify when the application is accessible again. Resolutions will still be needed from both the City and the County. She also stated that SEK Day on the Hill will be held February 2nd and 3rd in Topeka. There will be a reception with legislators on Monday night and breakfast on Tuesday morning.

Appearances - none

DANCER left the meeting and did not return.

Unfinished Business

Consideration of Davis Lift Station Inspection Proposal – Earles Engineering & Inspection, LLC - DICKMAN presented a proposal from Earl's Engineering for the Davis Lift Station project inspection. Concerns were raised about having qualified inspectors available at all times, especially after the Horton Street incident. He stated Earl's Engineering is actively pursuing experienced inspectors. Pete Earles' rate is \$225 an hour, while the regular inspector rate is \$105. The total cost will not exceed \$387,305. MATKIN stated that conversations have started with Gilmore & Bell about going after a General Obligation bond for this project. The project is based on a 360-day schedule. If the project finishes earlier, the charges will be adjusted accordingly.

MOTION: VAN HOECKE moved to approve the proposal from Earle's Engineering. WELLS seconded.

MOTION CARRIED 4-0.

New Business

Public Hearings:

Consideration of Resolution No. 2-2026 A RESOLUTION ADOPTING A CITYWIDE NEIGHBORHOOD REVITALIZATION PROGRAM FOR THE CITY OF FORT SCOTT, KANSAS, AND AUTHORIZING BOURBON COUNTY, KANSAS, TO ADMINISTER THE PROGRAM PURSUANT TO K.S.A. 12-17, 115 et seq.

DILLON presented Resolution No. 2-2026, adopting the Neighborhood Revitalization Program for the City of Fort Scott, Kansas. VAN HOECKE stated there is a need to better educate the

public about the NRP program and suggested putting information in the newspaper and on social media. The program does not apply to rental properties. The program provides tax rebates for homeowners who remodel their homes. The rebate applies to residential properties with an increase of at least \$5,000 in value.

There were no comments from the public.

MOTION: WELLS moved to close the public hearing. SALSBUURY seconded.

MOTION CARRIED 4-0.

MOTION: VAN HOECKE moved to approve the NRP program. WELLS seconded.

MOTION CARRIED 4-0.

Consideration of an Interlocal Agreement between the City of Fort and Bourbon County for the purpose of the Neighborhood Revitalization Program for the years of 2026-2030 – DILLON stated that the County had already accepted the agreement.

MOTION: WELLS moved to approve the Interlocal Agreement between the City of Fort Scott and Bourbon County for the purpose of the Neighborhood Revitalization Program for the years of 2026 and 2030. VAN HOECKE seconded.

MOTION CARRIED 4-0.

Action Items:

Acceptance of Outdoor Fitness Campaign Grant and Consideration of Resolution No. 1-2026 A RESOLUTION TO ADOPT AND ALLOCATE FUNDS FOR AN OUTDOOR FITNESS COURT® AS PART OF THE 2026 NATIONAL FITNESS CAMPAIGN

CARPENTER reported that the City received a \$50,000 grant to build an outdoor fitness court featuring fitness equipment and an outdoor studio for classes such as Zumba and yoga, supported by an app for exercise instruction and challenges. The proposed location is near the Buck Run Community Center, aligning with the City's 69 Corridor Plan, with potential placement near the outdoor basketball courts or a grassy area by the apartments. To move forward, a resolution is needed along with approval of a \$185,000 purchase order, plus an additional \$37,750 for installation, while the City plans to reduce costs by completing its own concrete and dirt work through in-kind services. A local artist will incorporate Fort Scott-themed design elements, and Evergy is being consulted regarding lighting. CARPENTER has begun fundraising efforts by contacting community groups to offset costs, with park sales tax funds or a short-term loan repaid by sales tax as backup options if additional funding is not secured. The project raises concerns about private entities booking the studio for paid classes, highlighting the need to establish usage rules to avoid conflicts; the purchase order deadline allows time to identify partners and develop these policies. The Buck Run trails, identified in the 69 Corridor report, could serve as phase one of a larger project with potential for future fitness competitions

such as triathlons and marathons, and there was also discussion of possibly relocating basketball courts under the overpass.

MOTION: VAN HOECKE moved to approve. SALSBUY seconded.

MOTION CARRIED 4-0.

WELLS requested clarification that the funds would not be drawn from General Fund.

Presentation of Railroad Crossing Elimination Program

DILLON presented an overview and tentative timeline for a railroad overpass planning project being coordinated with Spring Hill, supported by a planning grant approved by the Federal Railroad Administration. The grant funds analysis and readiness efforts, not construction, and will evaluate approximately 13 railroad crossing sites to determine which crossings could be eliminated and the best location for an overpass, a requirement of Burlington Northern Santa Fe as part of its partnership and funding, including the elimination of at least one – and potentially additional – crossing for safety. Regional coordination among Fort Scott, Spring Hill, and Burlington Northern allows for a consolidated approach, while Fontana is not contributing financially due to having only one crossing. The total grant award is \$2,000,130, with an 80% federal share (\$1,720,000) and a 20% non-federal match (\$430,000), funded by Spring Hill (\$67,500), Fort Scott (\$40,000), build funds (\$175,000), and Burlington Northern Santa Fe (\$215,000). Next steps include completing grant documentation, forming stakeholder and advisory groups, and holding town hall meetings to gather public input, with a major challenge being the selection of which crossing to close, given the significance of streets such as East National, 6th Street, 10th Street, 3rd Street, and Wall Street. The planning and evaluation phase is expected to take 12 to 18 months, there is currently no commitment beyond planning and the city may withdraw after that phase, and the estimated final construction cost to the city could be around \$5 million depending on design factors such as the number of lanes.

Consideration of Ordinance No. 3793 AN ORDINANCE REGULATING PUBLIC OFFENSES WITHIN THE CORPORATE LIMITS OF THE CITY OF FORT SCOTT, KANSAS; INCORPORATING BY REFERENCE THE UNIFORM PUBLIC OFFENSE CODE (UPOC) FOR KANSAS CITIES, 41ST EDITION PROVIDING CERTAIN PENALTIES AND REPEALING ORDINANCE NO. 3749

Ordinance 3793 regulates public offenses within the city limits. It adopts the UPOC, allowing the City to prosecute misdemeanor offenses in municipal court. This brings money back into the City instead of going to the district.

MOTION: WELLS moved to approve. SALSBUY seconded.

MOTION CARRIED 4-0.

The ordinance to be effective after publication in the Tribune on January 10, 2026. It will also be available for the public at www.fscity.org

Consideration to Adopt 2026 Code of Procedure for the Commission of the City of Fort Scott, Kansas – Last approved January 7, 2025

MOTION: VAN HOECKE moved to approve. WELLS seconded.

MOTION CARRIED 4-0.

Consideration of Ordinance No. 3794 AN ORDINANCE FOR THE PURPOSE OF REPEALING ORDINANCE NO. 3780 A CODE OF ETHICS APPLICABLE TO CITY PERSONNEL, ELECTED OFFICIALS AND APPOINTED POSITIONS. If no changes, Ordinance No. 3780 will remain in effect.

MOTION: VAN HOECKE moved to maintain Ordinance No. 3780 with no changes. SALSBURY seconded.

MOTION CARRIED 4-0.

Consideration of Resolution No. 3-2026 - A RESOLUTION DESIGNATING THE OFFICIAL CITY NEWSPAPER FOR THE ENSUING TERM OF THE GOVERNING BODY OF THE CITY OF FORT SCOTT, KANSAS.

MOTION: BUCHTA moved to approve Resolution No. 3-2026. WELLS seconded.

MOTION CARRIED 4-0.

Approval of Resolution No. 4-2026 – A RESOLUTION DESIGNATING THE OFFICIAL DEPOSITORIES FOR THE PUBLIC FUNDS OF THE CITY OF FORT SCOTT, KANSAS.

MOTION: VAN HOECKE moved to approve. BUCHTA seconded.

MOTION CARRIED 4-0.

Reports and Comments

City Engineer:

City Attorney:

City Manager:

Commissioner Van Hoecke:

Commissioner Wells:

Commissioner Buchta:

Commissioner Salsbury:

Adjourn

Reports and Comments

Adjourn

MOTION: VAN HOECKE moved to adjourn the meeting at 7:48PM. BUCHTA seconded.

JANUARY 6, 2026, MEETING ADJOURNED AT 7:48PM.

DRAFT



December 2025 FINANCIAL STATEMENTS

General Fund

Revenues: As of December 31, 2025,

- Ad Valorem collections are \$2,079,306, 99% of the budget,
- Ad Valorem Year over Year totals are up \$90,291 for 2025. A five percent delinquency rate is generally expected in this area.
- Total revenues are down \$399,418 through December compared to last year.
- Franchise fees collected for December 2025 show collections Year over Year totals are down \$84,114.

Sources of General Fund revenues are broken down in the following categories annually:

- Ad Valorem Taxes **25%**
- Sales and Compensating Use Tax **48%**
- Franchise Fees from private utilities **12%**
- Charges for services/Other **15%**

Expenditures:

- As of December 2025, \$7,433,490 has been expended, which is 85.61% of the 2025 budget adopted.
- There was a deficit of \$301,333 in the general fund for December 2025.

Utility Funds

As of December 2025, expenditures are as expected.

	Budgeted	Expenditures	% Exp as of 12.31.2025	Transfers	Total Exp + Transfers as of 12.31.2025	% Exp + Transfers as of 12.31.2025
Water	\$ 3,645,817	\$ 3,279,518	90%	\$ 200,000	\$ 3,479,518	95%
Wastewater	\$ 4,997,690	\$ 4,729,011	95%	\$ -	\$ 4,729,011	95%
Stormwater	\$ 221,675	\$ 74,641	34%	\$ 125,000	\$ 199,641	90%

Ad Valorem Tax 5 Year Analysis

	2021	2022	2023	2024	2025	2025 Budget	2025 % Received
General	\$ 1,783,022	\$ 1,828,099	\$ 1,910,751	\$ 1,989,015	\$ 2,079,306	\$ 2,084,962	100%
Library	\$ 282,006	\$ 277,191	\$ 282,059	\$ 299,680	\$ 313,869	\$ 330,449	95%
Public Safety	\$ -	\$ 83,114	\$ 100,291	\$ 103,949	\$ 112,552	\$ 119,666	94%
Econ Dev	\$ -	\$ -	\$ -	\$ -	\$ -	\$ -	0%
Debt Service	\$ 306,419	\$ 169,131	\$ 21,431	\$ 15,238	\$ 3,374	\$ -	#DIV/0!
	<u>\$ 2,371,446</u>	<u>\$ 2,357,536</u>	<u>\$ 2,314,532</u>	<u>\$ 2,407,882</u>	<u>\$ 2,509,101</u>	<u>\$ 2,535,077</u>	<u>99%</u>

General	2021	2022	2023	2024	2025	
Jan	\$ 893,000	\$ 977,331	\$ 957,280	\$ 974,918	\$ 1,075,865	
Mar	\$ 81,266	\$ 30,370	\$ 115,180	\$ 195,227	\$ 135,645	
Jun	\$ 547,309	\$ 627,465	\$ 671,314	\$ 638,423	\$ 649,434	
Sep	\$ 261,446	\$ 162,391	\$ 140,253	\$ 157,216	\$ 161,490	
Nov		\$ 30,543	\$ 26,724	\$ 23,231	\$ 56,873	
Total	<u>\$ 1,783,022</u>	<u>\$ 1,828,099</u>	<u>\$ 1,910,751</u>	<u>\$ 1,989,015</u>	<u>\$ 2,079,306</u>	\$ 90,291

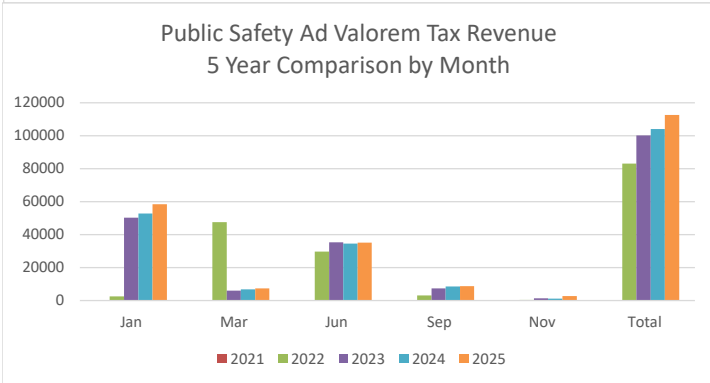
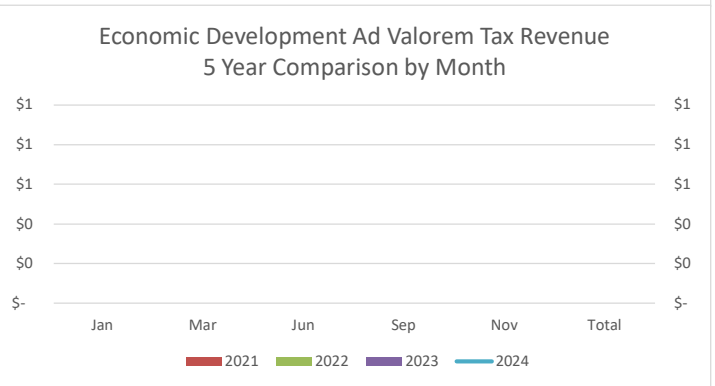
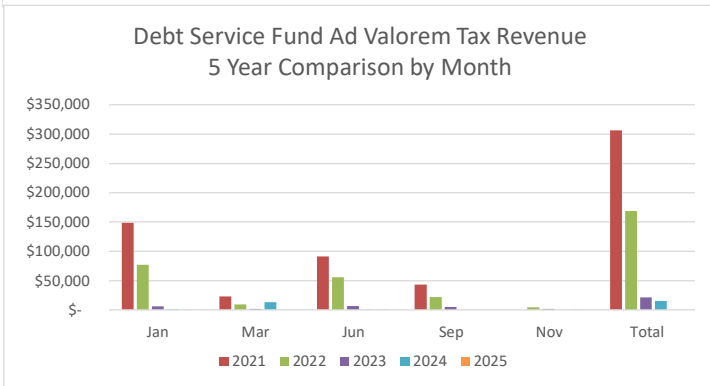
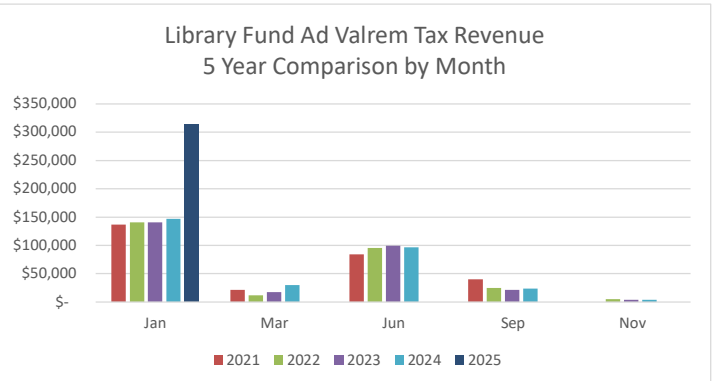
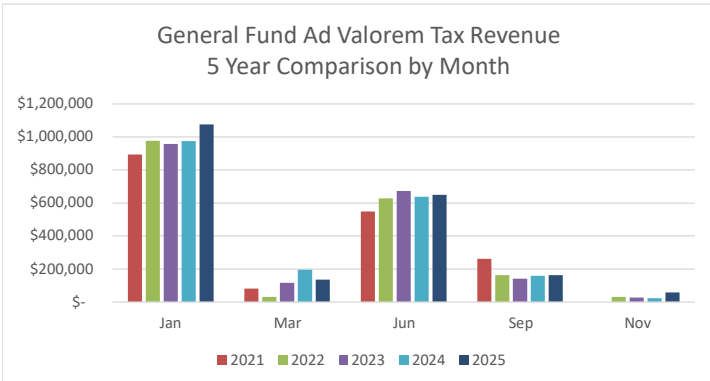
Library	2021	2022	2023	2024	2025
Jan	\$ 136,828	\$ 140,838	\$ 141,077	\$ 147,081	\$ 162,413
Mar	\$ 21,220	\$ 11,777	\$ 17,008	\$ 29,500	\$ 20,465
Jun	\$ 83,823	\$ 95,117	\$ 99,060	\$ 96,239	\$ 98,029
Sep	\$ 40,135	\$ 24,778	\$ 20,899	\$ 23,439	\$ 24,365
Nov		\$ 4,681	\$ 4,014	\$ 3,420	\$ 8,597
Total	<u>\$ 282,006</u>	<u>\$ 277,191</u>	<u>\$ 282,059</u>	<u>\$ 299,680</u>	<u>\$ 313,869</u>

Public Safety	2021	2022	2023	2024	2025
Jan	\$ -	\$ 2,437	\$ 50,329	\$ 52,818	\$ 58,465
Mar	\$ -	\$ 47,436	\$ 5,970	\$ 6,833	\$ 7,373
Jun	\$ -	\$ 29,665	\$ 35,216	\$ 34,609	\$ 35,180
Sep	\$ -	\$ 3,159	\$ 7,376	\$ 8,457	\$ 8,744
Nov	\$ -	\$ 416	\$ 1,400	\$ 1,232	\$ 2,791
Total	<u>\$ -</u>	<u>\$ 83,114</u>	<u>\$ 100,291</u>	<u>\$ 103,949</u>	<u>\$ 112,552</u>

Econ Dev	2021	2022	2023	2024	2025
Jan					\$ -
Mar					
Jun					
Sep					
Nov					
Total	<u>\$ -</u>	<u>\$ -</u>	<u>\$ -</u>	<u>\$ -</u>	<u>\$ -</u>

Debt Service	2021	2022	2023	2024	2025
Jan	\$ 148,704	\$ 77,196	\$ 6,294	\$ 1,307	\$ 989
Mar	\$ 23,153	\$ 9,357	\$ 1,540	\$ 13,355	\$ 158
Jun	\$ 91,145	\$ 55,926	\$ 6,876	\$ 548	\$ 869
Sep	\$ 43,417	\$ 21,907	\$ 5,146	\$ 13	\$ 323
Nov		\$ 4,745	\$ 1,575	\$ 15	\$ 1,036
Total	<u>\$ 306,419</u>	<u>\$ 169,131</u>	<u>\$ 21,431</u>	<u>\$ 15,238</u>	<u>\$ 3,374</u>

Ad Valorem Tax Revenue 5 Year Comparison By Fund & Month





Fort Scott, KS

Bank Statement Register

Money Market 32123

Period 12/1/2025 - 12/31/2025

Packet: BRPKT00178

Bank Statement		General Ledger	
Beginning Balance	11,160,771.90	Account Balance	12,015,905.82
Plus Debits	2,441,753.25	Less Outstanding Debits	22,177.55
Less Credits	1,111,430.24	Plus Outstanding Credits	497,366.64
Adjustments	0.00	Adjustments	0.00
Ending Balance	12,491,094.91	Adjusted Account Balance	12,491,094.91

Statement Ending Balance	12,491,094.91
Bank Difference	0.00
General Ledger Difference	0.00

CASH BALANCE CONSISTS OF THE FOLLOWING GENERAL LEDGER ACCOUNTS

999-000-100001 CASH IN BANK - MONEY MARKET

Cleared Deposits

Item Date	Reference	Item Type	Description	Amount
01/29/2025	DEP0046113	Deposit	GOLF CASH	209.30
04/06/2025	DEP0046907	Deposit	GOLF CASH	15.00
09/24/2025	DEP0049267	Deposit	BR CREDIT	62.00
11/02/2025	DEP0049779	Deposit	BR CASH	30.00
11/24/2025	DEP0050049	Deposit	GOLF CASH	2.00
11/25/2025	DEP0050057	Deposit	CLPKT11235 BG:CC	745.99
11/25/2025	DEP0050063	Deposit	CLPKT11237 BG:InSite	756.25
11/25/2025	DEP0050068	Deposit	GOLF CASH	103.50
11/25/2025	DEP0050070	Deposit	BR CASH	30.00
11/26/2025	DEP0050081	Deposit	CLPKT11238 BG:InSite	300.00
11/26/2025	DEP0050087	Deposit	CLPKT11239 BG:InSite	4,236.11
11/26/2025	DEP0050090	Deposit	CLPKT11240 BG:InSite	2,181.76
11/26/2025	DEP0050103	Deposit	BR CASH	155.00
11/26/2025	DEP0050113	Deposit	CLPKT11245 BG:CC	477.08
11/27/2025	DEP0050093	Deposit	CLPKT11241 BG:InSite	6,217.06
11/28/2025	DEP0050096	Deposit	CLPKT11242 BG:InSite	1,400.59
11/28/2025	DEP0050105	Deposit	GOLF CREDIT	16.47
11/28/2025	DEP0050106	Deposit	BR CREDIT	20.00
11/28/2025	DEP0050219	Deposit	November 2025 Sales Tax	336,052.97
11/29/2025	DEP0050107	Deposit	BR CASH	20.00
11/29/2025	DEP0050108	Deposit	BR CREDIT	125.00
11/30/2025	DEP0050099	Deposit	CLPKT11243 BG:InSite	1,240.04
11/30/2025	DEP0050102	Deposit	CLPKT11244 BG:InSite	3,048.93
11/30/2025	DEP0050109	Deposit	BR CASH	175.00
11/30/2025	DEP0050110	Deposit	BR CREDIT	220.00

Cleared Deposits

Item Date	Reference	Item Type	Description	Amount
12/01/2025	DEP0050114	Deposit	CLPKT11246 BG:DD	40.00
12/01/2025	DEP0050115	Deposit	CLPKT11246 BG:InSite	960.00
12/01/2025	DEP0050118	Deposit	CLPKT11247 BG:DD	4,862.32
12/01/2025	DEP0050118	Deposit	CLPKT11247 BG:EFT	5,081.87
12/01/2025	DEP0050118	Deposit	CLPKT11247 BG:CC	761.41
12/01/2025	DEP0050121	Deposit	CLPKT11248 BG:InSite	2,814.46
12/01/2025	DEP0050124	Deposit	CLPKT11249 BG:InSite	1,031.23
12/01/2025	DEP0050125	Deposit	BR CASH	165.50
12/01/2025	DEP0050126	Deposit	BR CREDIT	215.00
12/02/2025	DEP0050127	Deposit	CLPKT11250 BG:DD	180.00
12/02/2025	DEP0050128	Deposit	CLPKT11250 BG:InSite	760.00
12/02/2025	DEP0050131	Deposit	CLPKT11251 BG:CC	848.23
12/02/2025	DEP0050131	Deposit	CLPKT11251 BG:DD	2,596.07
12/02/2025	DEP0050134	Deposit	CLPKT11252 BG:InSite	3,568.42
12/02/2025	DEP0050137	Deposit	CLPKT11253 BG:InSite	2,312.67
12/02/2025	DEP0050138	Deposit	BR CASH	457.00
12/02/2025	DEP0050139	Deposit	BR CREDIT	292.00
12/03/2025	DEP0050140	Deposit	CLPKT11254 BG:DD	170.00
12/03/2025	DEP0050141	Deposit	CLPKT11254 BG:InSite	820.00
12/03/2025	DEP0050144	Deposit	CLPKT11255 BG:CC	1,479.95
12/03/2025	DEP0050144	Deposit	CLPKT11255 BG:DD	6,481.80
12/03/2025	DEP0050147	Deposit	CLPKT11256 BG:InSite	4,861.02
12/03/2025	DEP0050150	Deposit	CLPKT11257 BG:InSite	2,216.13
12/03/2025	DEP0050151	Deposit	BR CASH	244.00
12/03/2025	DEP0050152	Deposit	BR CREDIT	490.00
12/04/2025	DEP0050155	Deposit	CLPKT11258 BG:CC	910.23
12/04/2025	DEP0050155	Deposit	CLPKT11258 BG:EFT	11,275.95
12/04/2025	DEP0050155	Deposit	CLPKT11258 BG:DD	5,956.74
12/04/2025	DEP0050158	Deposit	CLPKT11259 BG:InSite	6,484.31
12/04/2025	DEP0050161	Deposit	CLPKT11260 BG:InSite	3,586.01
12/04/2025	DEP0050162	Deposit	GOLF CREDIT	48.65
12/04/2025	DEP0050163	Deposit	BR CASH	80.00
12/04/2025	DEP0050164	Deposit	BR CREDIT	250.00
12/05/2025	DEP0050165	Deposit	CLPKT11262 BG:InSite	2,000.00
12/05/2025	DEP0050166	Deposit	CLPKT11262 BG:DD	780.00
12/05/2025	DEP0050169	Deposit	CLPKT11263 BG:CC	1,178.40
12/05/2025	DEP0050169	Deposit	CLPKT11263 BG:DD	11,513.82
12/05/2025	DEP0050172	Deposit	CLPKT11264 BG:InSite	4,798.94
12/05/2025	DEP0050175	Deposit	CLPKT11265 BG:InSite	1,527.33
12/05/2025	DEP0050188	Deposit	BR CASH	185.00
12/05/2025	DEP0050189	Deposit	BR CREDIT	730.00
12/06/2025	DEP0050178	Deposit	CLPKT11266 BG:InSite	1,907.60
12/06/2025	DEP0050190	Deposit	GOLF CREDIT	8.67
12/06/2025	DEP0050191	Deposit	BR CASH	5.00
12/06/2025	DEP0050192	Deposit	BR CREDIT	94.00

Cleared Deposits

Item Date	Reference	Item Type	Description	Amount
12/07/2025	DEP0050181	Deposit	CLPKT11267 BG:InSite	1,132.08
12/07/2025	DEP0050193	Deposit	GOLF CREDIT	5.75
12/07/2025	DEP0050194	Deposit	BR CASH	25.00
12/07/2025	DEP0050195	Deposit	BR CREDIT	20.00
12/08/2025	DEP0050187	Deposit	CLPKT11268 BG:DD	110,788.57
12/08/2025	DEP0050198	Deposit	CLPKT11269 BG:DD	121,413.23
12/08/2025	DEP0050198	Deposit	CLPKT11269 BG:CC	994.22
12/08/2025	DEP0050199	Deposit	CLPKT11270 BG:DD	300.00
12/08/2025	DEP0050200	Deposit	CLPKT11270 BG:InSite	200.00
12/08/2025	DEP0050203	Deposit	CLPKT11271 BG:InSite	922.49
12/08/2025	DEP0050206	Deposit	CLPKT11272 BG:InSite	535.61
12/08/2025	DEP0050207	Deposit	BR CASH	186.00
12/08/2025	DEP0050208	Deposit	BR CREDIT	440.00
12/09/2025	DEP0050209	Deposit	CLPKT11273 BG:DD	150.00
12/09/2025	DEP0050212	Deposit	CLPKT11274 BG:DD	7,048.54
12/09/2025	DEP0050212	Deposit	CLPKT11274 BG:CC	495.77
12/09/2025	DEP0050212	Deposit	CLPKT11274 BG:EFT	1,512.29
12/09/2025	DEP0050215	Deposit	CLPKT11275 BG:InSite	957.03
12/09/2025	DEP0050218	Deposit	CLPKT11276 BG:InSite	1,800.41
12/09/2025	DEP0050220	Deposit	GOLF CASH	33.05
12/09/2025	DEP0050221	Deposit	BR CASH	105.00
12/09/2025	DEP0050222	Deposit	BR CREDIT	454.00
12/10/2025	DEP0050225	Deposit	CLPKT11277 BG:EFT	728.93
12/10/2025	DEP0050225	Deposit	CLPKT11277 BG:CC	286.31
12/10/2025	DEP0050225	Deposit	CLPKT11277 BG:DD	2,755.02
12/10/2025	DEP0050228	Deposit	CLPKT11278 BG:InSite	1,932.89
12/10/2025	DEP0050231	Deposit	CLPKT11279 BG:InSite	1,008.41
12/10/2025	DEP0050237	Deposit	GOLF CASH	25.00
12/10/2025	DEP0050238	Deposit	GOLF CREDIT	38.79
12/10/2025	DEP0050239	Deposit	BR CASH	150.00
12/10/2025	DEP0050240	Deposit	BR CREDIT	105.00
12/11/2025	DEP0050232	Deposit	CLPKT11280 BG:InSite	140.00
12/11/2025	DEP0050233	Deposit	CLPKT11280 BG:DD	820.00
12/11/2025	DEP0050236	Deposit	Utility Reverse Payment Packet UBPKT1032	-56.16
12/11/2025	DEP0050243	Deposit	CLPKT11282 BG:EFT	972,887.33
12/11/2025	DEP0050243	Deposit	CLPKT11282 BG:DD	5,300.75
12/11/2025	DEP0050243	Deposit	CLPKT11282 BG:CC	56.18
12/11/2025	DEP0050246	Deposit	CLPKT11283 BG:InSite	1,550.91
12/11/2025	DEP0050249	Deposit	CLPKT11284 BG:InSite	1,253.19
12/11/2025	DEP0050254	Deposit	GOLF CASH	72.00
12/11/2025	DEP0050255	Deposit	GOLF CREDIT	105.77
12/11/2025	DEP0050256	Deposit	BR CASH	53.00
12/11/2025	DEP0050257	Deposit	BR CREDIT	320.00
12/12/2025	DEP0050250	Deposit	CLPKT11285 BG:InSite	460.00
12/12/2025	DEP0050253	Deposit	CLPKT11286 BG:CC	1,677.82

Cleared Deposits

Item Date	Reference	Item Type	Description	Amount
12/12/2025	DEP0050253	Deposit	CLPKT11286 BG:DD	20,256.49
12/12/2025	DEP0050253	Deposit	CLPKT11286 BG:EFT	8,495.52
12/12/2025	DEP0050260	Deposit	CLPKT11287 BG:InSite	2,571.18
12/12/2025	DEP0050263	Deposit	CLPKT11288 BG:InSite	1,846.10
12/12/2025	DEP0050270	Deposit	BR CASH	160.00
12/12/2025	DEP0050271	Deposit	BR CREDIT	185.00
12/13/2025	DEP0050272	Deposit	GOLF CASH	2.00
12/13/2025	DEP0050273	Deposit	BR CASH	70.00
12/13/2025	DEP0050274	Deposit	BR CREDIT	245.00
12/14/2025	DEP0050266	Deposit	CLPKT11289 BG:InSite	1,468.05
12/14/2025	DEP0050269	Deposit	CLPKT11290 BG:InSite	4,461.55
12/14/2025	DEP0050275	Deposit	BR CASH	20.00
12/15/2025	DEP0050276	Deposit	CLPKT11291 BG:InSite	163.00
12/15/2025	DEP0050279	Deposit	CLPKT11292 BG:EFT	172.47
12/15/2025	DEP0050279	Deposit	CLPKT11292 BG:DD	7,953.64
12/15/2025	DEP0050279	Deposit	CLPKT11292 BG:CC	823.62
12/15/2025	DEP0050282	Deposit	CLPKT11293 BG:InSite	6,200.21
12/15/2025	DEP0050285	Deposit	CLPKT11294 BG:InSite	3,633.98
12/15/2025	DEP0050286	Deposit	BR CASH	226.00
12/15/2025	DEP0050287	Deposit	BR CREDIT	410.00
12/16/2025	DEP0050291	Deposit	CLPKT11295 BG:CC	853.38
12/16/2025	DEP0050291	Deposit	CLPKT11295 BG:DD	2,501.16
12/16/2025	DEP0050295	Deposit	CLPKT11297 BG:InSite	2,145.21
12/16/2025	DEP0050298	Deposit	CLPKT11298 BG:InSite	4,973.03
12/16/2025	DEP0050320	Deposit	GOLF CASH	746.00
12/16/2025	DEP0050321	Deposit	GOLF CREDIT	24.27
12/16/2025	DEP0050325	Deposit	BR CASH	30.00
12/16/2025	DEP0050326	Deposit	BR CREDIT	130.00
12/17/2025	DEP0050292	Deposit	CLPKT11296 BG:InSite	220.00
12/17/2025	DEP0050299	Deposit	CLPKT11299 BG:DD	110.00
12/17/2025	DEP0050302	Deposit	CLPKT11300 BG:DD	2,526.78
12/17/2025	DEP0050302	Deposit	CLPKT11300 BG:CC	299.31
12/17/2025	DEP0050305	Deposit	CLPKT11301 BG:InSite	1,430.05
12/17/2025	DEP0050308	Deposit	CLPKT11302 BG:InSite	1,900.54
12/17/2025	DEP0050322	Deposit	GOLF CASH	170.00
12/17/2025	DEP0050323	Deposit	GOLF CREDIT	194.68
12/17/2025	DEP0050327	Deposit	BR CASH	125.00
12/17/2025	DEP0050328	Deposit	BR CREDIT	70.00
12/18/2025	DEP0050311	Deposit	CLPKT11304 BG:EFT	14,770.50
12/18/2025	DEP0050311	Deposit	CLPKT11304 BG:CC	1,274.84
12/18/2025	DEP0050311	Deposit	CLPKT11304 BG:DD	4,680.68
12/18/2025	DEP0050314	Deposit	CLPKT11305 BG:InSite	2,825.64
12/18/2025	DEP0050317	Deposit	CLPKT11306 BG:InSite	2,834.68
12/18/2025	DEP0050324	Deposit	GOLF CASH	75.00
12/18/2025	DEP0050329	Deposit	BR CASH	25.00

Cleared Deposits

Item Date	Reference	Item Type	Description	Amount
12/18/2025	DEP0050330	Deposit	BR CREDIT	320.00
12/19/2025	DEP0050331	Deposit	CLPKT11307 BG:DD	1,475.00
12/19/2025	DEP0050334	Deposit	CLPKT11308 BG:CC	464.98
12/19/2025	DEP0050334	Deposit	CLPKT11308 BG:DD	3,197.83
12/19/2025	DEP0050337	Deposit	CLPKT11309 BG:InSite	4,319.10
12/19/2025	DEP0050340	Deposit	CLPKT11310 BG:InSite	18,199.56
12/19/2025	DEP0050362	Deposit	GOLF CASH	39.00
12/19/2025	DEP0050369	Deposit	BR CASH	55.00
12/19/2025	DEP0050370	Deposit	BR CREDIT	30.00
12/20/2025	DEP0050343	Deposit	CLPKT11311 BG:InSite	4,125.15
12/20/2025	DEP0050363	Deposit	GOLF CASH	513.50
12/20/2025	DEP0050364	Deposit	GOLF CREDIT	1,134.95
12/20/2025	DEP0050371	Deposit	BR CREDIT	195.00
12/21/2025	DEP0050346	Deposit	CLPKT11312 BG:InSite	6,301.99
12/21/2025	DEP0050365	Deposit	GOLF CASH	60.50
12/21/2025	DEP0050366	Deposit	GOLF CREDIT	100.47
12/21/2025	DEP0050372	Deposit	BR CASH	25.00
12/21/2025	DEP0050373	Deposit	BR CREDIT	35.00
12/22/2025	DEP0050348	Deposit	ACH Draft Packet UBPKT10300	36,422.91
12/22/2025	DEP0050350	Deposit	ACH Draft Packet UBPKT10303	1,731.95
12/22/2025	DEP0050351	Deposit	CLPKT11313 BG:InSite	552.00
12/22/2025	DEP0050352	Deposit	CLPKT11313 BG:DD	1,305.00
12/22/2025	DEP0050355	Deposit	CLPKT11314 BG:EFT	518.90
12/22/2025	DEP0050355	Deposit	CLPKT11314 BG:CC	1,513.17
12/22/2025	DEP0050355	Deposit	CLPKT11314 BG:DD	12,531.29
12/22/2025	DEP0050358	Deposit	CLPKT11315 BG:InSite	5,142.71
12/22/2025	DEP0050361	Deposit	CLPKT11316 BG:InSite	1,997.13
12/22/2025	DEP0050367	Deposit	GOLF CASH	99.50
12/22/2025	DEP0050368	Deposit	GOLF CREDIT	198.93
12/22/2025	DEP0050374	Deposit	BR CASH	182.50
12/22/2025	DEP0050375	Deposit	BR CREDIT	135.00
12/23/2025	DEP0050378	Deposit	CLPKT11317 BG:CC	632.55
12/23/2025	DEP0050378	Deposit	CLPKT11317 BG:DD	1,750.66
12/23/2025	DEP0050378	Deposit	CLPKT11317 BG:EFT	51,018.37
12/23/2025	DEP0050381	Deposit	CLPKT11318 BG:InSite	3,486.47
12/23/2025	DEP0050397	Deposit	GOLF CASH	361.00
12/23/2025	DEP0050398	Deposit	GOLF CREDIT	634.61
12/23/2025	DEP0050399	Deposit	BR CASH	10.00
12/23/2025	DEP0050400	Deposit	BR CREDIT	30.00
12/24/2025	DEP0050384	Deposit	CLPKT11319 BG:InSite	2,402.77
12/24/2025	DEP0050387	Deposit	CLPKT11320 BG:InSite	686.51
12/24/2025	DEP0050401	Deposit	GOLF CASH	268.00
12/24/2025	DEP0050402	Deposit	GOLF CREDIT	745.95
12/25/2025	DEP0050390	Deposit	CLPKT11321 BG:InSite	3,049.63
12/26/2025	DEP0050393	Deposit	CLPKT11322 BG:InSite	1,254.85

Cleared Deposits

Item Date	Reference	Item Type	Description	Amount
12/26/2025	DEP0050403	Deposit	GOLF CASH	820.00
12/26/2025	DEP0050404	Deposit	GOLF CREDIT	1,596.74
12/26/2025	DEP0050405	Deposit	BR CREDIT	75.00
12/27/2025	DEP0050396	Deposit	CLPKT11323 BG:InSite	780.67
12/27/2025	DEP0050407	Deposit	GOLF CASH	683.00
12/27/2025	DEP0050408	Deposit	GOLF CREDIT	1,139.47
12/27/2025	DEP0050409	Deposit	BR CREDIT	10.00
12/28/2025	DEP0050410	Deposit	GOLF CASH	115.00
12/28/2025	DEP0050411	Deposit	GOLF CREDIT	219.41
12/28/2025	DEP0050412	Deposit	BR CREDIT	80.00
12/29/2025	DEP0050415	Deposit	Utility Reverse Payment Packet UBPKT1033	-67.82
12/29/2025	DEP0050416	Deposit	CLPKT11324 BG:InSite	500.00
12/29/2025	DEP0050417	Deposit	CLPKT11324 BG:DD	360.00
12/29/2025	DEP0050420	Deposit	CLPKT11325 BG:EFT	1,374.30
12/29/2025	DEP0050420	Deposit	CLPKT11325 BG:DD	3,238.26
12/29/2025	DEP0050423	Deposit	CLPKT11326 BG:InSite	2,559.74
12/29/2025	DEP0050459	Deposit	BR CASH	750.00
12/29/2025	DEP0050460	Deposit	BR CREDIT	275.00
12/30/2025	DEP0050439	Deposit	CLPKT11328 BG:DD	819.81
12/30/2025	DEP0050439	Deposit	CLPKT11328 BG:EFT	95,955.79
12/30/2025	DEP0050462	Deposit	GOLF CREDIT	32.46
12/30/2025	DEP0050464	Deposit	BR CREDIT	460.00
Total Cleared Deposits (227)				2,081,390.74

Cleared Checks

Item Date	Reference	Item Type	Description	Amount
09/15/2023	11052	Check	11052	-103.39
09/15/2023	11059	Check	11059	-0.01
08/01/2025	67040	Check	ADVANCE INSURANCE COMPANY	-199.41
08/01/2025	67052	Check	ADVANCE INSURANCE COMPANY	-2.10
08/13/2025	67097	Check	FAB CREATIVE SERVICES	-451.25
08/13/2025	67110	Check	SPINDLE, WILLIAM CASH	-650.00
08/18/2025	67115	Check	ADVANCE INSURANCE COMPANY	-209.91
09/12/2025	67242	Check	DELTA DENTAL PLAN OF KANSAS	-1,751.71
09/18/2025	67261	Check	FAB CREATIVE SERVICES	-451.25
09/18/2025	67278	Check	SKITCHS HAULING & EXCAVATION INC	-6,940.00
09/26/2025	67300	Check	DELTA DENTAL PLAN OF KANSAS	-1,751.71
09/29/2025	67312	Check	NICOLE WEST	-97.81
10/10/2025	67359	Check	BCBS OF KANSAS	-39,552.12
10/10/2025	67360	Check	DELTA DENTAL PLAN OF KANSAS	-1,751.71
10/24/2025	67436	Check	BCBS OF KANSAS	-41,221.22
10/24/2025	67437	Check	DELTA DENTAL PLAN OF KANSAS	-1,840.58
10/30/2025	67446	Check	ANGELIA TWEEDY	-70.89

Cleared Checks

Item Date	Reference	Item Type	Description	Amount
11/05/2025	67479	Check	AMY EASTIN	-1,300.00
11/07/2025	67498	Check	DELTA DENTAL PLAN OF KANSAS	-1,848.08
11/07/2025	67505	Check	VISION SERVICE PLAN	-361.15
11/13/2025	67513	Check	FORT SCOTT RECREATION COMMISSION	-580.00
11/14/2025	67527	Check	ASBURY, AARON SCOTT	-225.00
11/14/2025	67530	Check	Courtney Shafer	-425.00
11/14/2025	67533	Check	K & K AUTO PARTS INC	-336.61
11/20/2025	67550	Check	DESIGNING EDGE GRAPHICS	-576.00
11/20/2025	67551	Check	FORT SCOTT COMMUNITY COLLEGE	-280.00
11/20/2025	67552	Check	K & K AUTO PARTS INC	-64.08
11/20/2025	67554	Check	MIDWEST MINERALS	-3,014.66
11/20/2025	67555	Check	NORRIS HEATING & AIR CONDITIONING	-3,272.73
11/20/2025	67557	Check	QTPOD	-1,195.00
11/20/2025	67558	Check	RECDESK LLC	-7,140.00
11/20/2025	67560	Check	TMOBILE	-1,354.76
11/20/2025	67561	Check	WL SPRAYING & LANDSCAPING INC	-170.00
11/21/2025	67539	Check	DELTA DENTAL PLAN OF KANSAS	-1,848.08
11/21/2025	67540	Check	FAMILY SUPPORT PAYMENT CENTER	-173.08
11/21/2025	67541	Check	FAMILY SUPPORT PAYMENT CENTER	-326.08
11/21/2025	67544	Check	OGLI (STANDARD LIFE)	-212.52
11/21/2025	67545	Check	SECURITY BENEFIT (wire)	-525.00
11/21/2025	67546	Check	VISION SERVICE PLAN	-361.15
11/21/2025	67547	Check	W.H. Griffin, Chapter 13 Trustee	-616.16
11/25/2025	11544	Check	11544	-300.00
11/25/2025	11545	Check	11545	-100.00
11/25/2025	11546	Check	11546	-300.00
11/25/2025	11549	Check	11549	-300.00
11/25/2025	11551	Check	11551	-300.00
11/25/2025	11552	Check	11552	-100.00
11/25/2025	11554	Check	11554	-300.00
11/25/2025	11557	Check	11557	-300.00
11/25/2025	11558	Check	11558	-300.00
11/25/2025	11559	Check	11559	-300.00
11/25/2025	11563	Check	11563	-300.00
11/25/2025	11568	Check	11568	-300.00
11/25/2025	11570	Check	11570	-300.00
11/25/2025	11571	Check	11571	-300.00
11/25/2025	11573	Check	11573	-300.00
11/25/2025	11575	Check	11575	-300.00
11/25/2025	11576	Check	11576	-300.00
11/25/2025	11578	Check	11578	-300.00
11/25/2025	11579	Check	11579	-300.00
11/25/2025	11580	Check	11580	-300.00
11/25/2025	11581	Check	11581	-300.00
11/25/2025	11583	Check	11583	-300.00

Cleared Checks

Item Date	Reference	Item Type	Description	Amount
11/25/2025	11584	Check	11584	-300.00
11/25/2025	11585	Check	11585	-300.00
11/25/2025	11587	Check	11587	-300.00
11/25/2025	11589	Check	11589	-300.00
11/25/2025	11590	Check	11590	-300.00
11/25/2025	11591	Check	11591	-300.00
11/25/2025	11596	Check	11596	-300.00
11/25/2025	11597	Check	11597	-300.00
11/25/2025	11598	Check	11598	-300.00
11/25/2025	11602	Check	11602	-300.00
11/25/2025	11604	Check	11604	-300.00
11/25/2025	11607	Check	11607	-300.00
11/25/2025	11609	Check	11609	-300.00
11/25/2025	11612	Check	11612	-300.00
11/25/2025	11620	Check	11620	-300.00
11/25/2025	11621	Check	11621	-300.00
11/25/2025	11623	Check	11623	-300.00
11/25/2025	11624	Check	11624	-300.00
11/25/2025	11625	Check	11625	-300.00
11/25/2025	11626	Check	11626	-100.00
11/25/2025	11627	Check	11627	-100.00
11/25/2025	11628	Check	11628	-100.00
11/25/2025	11629	Check	11629	-100.00
11/25/2025	11630	Check	11630	-100.00
11/25/2025	11631	Check	11631	-100.00
11/25/2025	11633	Check	11633	-300.00
11/25/2025	11636	Check	11636	-175.00
11/25/2025	11637	Check	11637	-300.00
11/25/2025	11638	Check	11638	-100.00
11/25/2025	11639	Check	11639	-100.00
11/25/2025	11640	Check	11640	-100.00
11/25/2025	11641	Check	11641	-100.00
11/25/2025	11642	Check	11642	-100.00
11/25/2025	11644	Check	11644	-100.00
11/25/2025	11650	Check	11650	-300.00
11/25/2025	11662	Check	11662	-300.00
11/25/2025	11665	Check	11665	-300.00
11/25/2025	11672	Check	11672	-100.00
11/26/2025	67563	Check	MERSADIE D ROOF	-70.05
11/26/2025	67564	Check	KATHRYN L MYERS	-48.98
11/26/2025	67565	Check	ELIZABETH C INGRAHAM	-17.67
11/26/2025	67567	Check	DESIGNING EDGE GRAPHICS	-288.00
11/26/2025	67568	Check	DUROSSETTES TIRE SERVICE	-50.00
11/26/2025	67569	Check	ELIZABETH THOMPSON	-130.66
11/26/2025	67570	Check	FAB CREATIVE SERVICES	-451.25

Cleared Checks

Item Date	Reference	Item Type	Description	Amount
11/26/2025	67571	Check	FORT SCOTT RECREATION COMMISSION	-1,016.50
11/26/2025	67572	Check	FORT SCOTT RECREATION COMMISSION	-3,332.00
11/26/2025	67573	Check	FORT SCOTT TRIBUNE INC	-55.50
11/26/2025	67574	Check	GOOD GOOD GOLF LLC	-279.12
11/26/2025	67575	Check	HERITAGE TRACTOR INC	-224.84
11/26/2025	67576	Check	K & K AUTO PARTS INC	-1,297.45
11/26/2025	67577	Check	O REILLY AUTO PARTS	-912.00
11/26/2025	67578	Check	STRONGHOLD DATA LLC	-1,670.00
11/26/2025	67579	Check	VELOCITY MANUFACTURING CO LLC	-2,620.00
11/26/2025	67580	Check	VEOLIA WATER TECHNOLOGIES TREATMEN	-8,562.37
11/26/2025	67581	Check	VERIZON	-471.32
11/26/2025	67582	Check	VERIZON	-560.30
11/26/2025	67583	Check	VERIZON	-560.30
11/26/2025	67584	Check	VERIZON	-38.52
11/26/2025	67585	Check	WHITE CAP, LP	-2.87
12/04/2025	67586	Check	ASCENSION VIA CHRISTI HOSPITAL IN PIT	-1,196.00
12/04/2025	67587	Check	CASEYS GENERAL STORES	-25.00
12/04/2025	67588	Check	CDL ELECTRIC	-130.00
12/04/2025	67589	Check	CMP SUSQUEHANNA RADIO HOLDINGS, LL	-3,188.00
12/04/2025	67590	Check	CRAW KAN TELEPHONE COOP INC	-5,290.17
12/04/2025	67591	Check	EVERGY	-85,065.19
12/04/2025	67592	Check	FORT SCOTT TRIBUNE INC	-1,355.13
12/04/2025	67594	Check	K & K AUTO PARTS INC	-148.18
12/04/2025	67595	Check	LEXIPOL, LLC	-13,125.48
12/04/2025	67596	Check	MARBERRY CONCRETE INC	-1,310.00
12/04/2025	67597	Check	O REILLY AUTO PARTS	-167.21
12/04/2025	67598	Check	REGINA CASNER	-481.00
12/04/2025	67599	Check	RURAL WATER DISTRICT #2	-18.96
12/04/2025	67600	Check	TMOBILE	-258.84
12/04/2025	67601	Check	VERIZON	-205.77
12/05/2025	67651	Check	FAMILY SUPPORT PAYMENT CENTER	-326.08
12/05/2025	67652	Check	FAMILY SUPPORT PAYMENT CENTER	-173.08
12/05/2025	67653	Check	FURTHER - FSA	-332.38
12/05/2025	67656	Check	SECURITY BENEFIT (wire)	-8,525.00
12/05/2025	67658	Check	W.H. Griffin, Chapter 13 Trustee	-616.16
12/08/2025	67602	Check	AMBER BULINO	-562.62
12/19/2025	11673	Check	11673	-325.61
12/19/2025	67664	Check	FAMILY SUPPORT PAYMENT CENTER	-173.08
12/19/2025	67665	Check	FAMILY SUPPORT PAYMENT CENTER	-326.08
12/19/2025	67666	Check	FURTHER - FSA	-332.38
12/19/2025	67672	Check	SECURITY BENEFIT (wire)	-525.00
12/19/2025	67674	Check	W.H. Griffin, Chapter 13 Trustee	-616.16
Total Cleared Checks (149)				-285,583.47

Cleared Other

Item Date	Reference	Item Type	Description	Amount
04/12/2024	DFT0006850	Bank Draft	SECURITY BENEFIT (wire)	-100.00
04/12/2024	DFT0006851	Bank Draft	SECURITY BENEFIT (wire)	-210.00
04/17/2025	DFT0007603	Bank Draft	KPERS	-3.68
04/17/2025	DFT0007604	Bank Draft	KPERS	-57.81
08/13/2025	67097	Check Reversal	FAB CREATIVE SERVICES Reversal	451.25
09/18/2025	67261	Check Reversal	FAB CREATIVE SERVICES Reversal	451.25
10/10/2025	DFT0008030	Bank Draft Reversal	KP&F	112.02
10/24/2025	DFT0008032	Bank Draft	KP&F	-112.02
11/21/2025	DFT0007941	Bank Draft	FURTHER - HSA	-1,274.36
11/21/2025	DFT0007942	Bank Draft	FURTHER - HSA	-697.00
11/25/2025	DFT0007951	Bank Draft	KP&F	-4,032.22
11/25/2025	DFT0007952	Bank Draft	KPERS	-253.58
11/25/2025	DFT0007953	Bank Draft	KPERS	-1,512.70
11/25/2025	DFT0007954	Bank Draft	KPERS	-285.68
11/25/2025	DFT0007955	Bank Draft	KPERS	-2,185.24
11/25/2025	DFT0007956	Bank Draft	KPERS	-18.69
11/25/2025	DFT0007977	Bank Draft Reversal	KANSAS DEPARTMENT OF REVENUE	10.92
11/25/2025	DFT0007978	Bank Draft Reversal	IRS	7.76
11/25/2025	DFT0007979	Bank Draft Reversal	IRS	10.12
11/25/2025	DFT0007981	Bank Draft Reversal	IRS	47.02
11/25/2025	DFT0007982	Bank Draft Reversal	IRS	0.88
11/25/2025	DFT0007983	Bank Draft Reversal	KANSAS DEPARTMENT OF REVENUE	1.59
11/25/2025	DFT0007984	Bank Draft Reversal	IRS	2.84
11/25/2025	DFT0008001	Bank Draft Reversal	KPERS	3.47
11/25/2025	DFT0008002	Bank Draft Reversal	KPERS	54.59
11/25/2025	DFT0008003	Bank Draft Reversal	IRS	2.80
11/25/2025	DFT0008004	Bank Draft Reversal	IRS	0.66
11/26/2025	67570	Check Reversal	FAB CREATIVE SERVICES Reversal	451.25
11/26/2025	2014999	EFT	AGRICULTURAL ENGINEERING ASSOCIATE	-12,500.00
11/26/2025	2015000	EFT	AMAZON CAPITAL SERVICES	-1,527.08
11/26/2025	2015001	EFT	FOLEY EQUIPMENT COMPANY	-113.93
11/26/2025	2015002	EFT	HAMMERSON CORPORATION	-1,304.00
11/26/2025	2015003	EFT	KEY INDUSTRIES INC	-1,532.32
11/26/2025	2015004	EFT	KOMB-FM/KMDO-AM	-545.00
11/26/2025	2015005	EFT	LINDE INC	-2,191.66
11/26/2025	2015006	EFT	LOCKWOOD MOTOR SUPPLY INC	-599.85
11/26/2025	2015007	EFT	PEPSI-COLA BOTTLING COMPANY OF PITTS	-147.00
11/26/2025	2015008	EFT	R & R EQUIPMENT INC	-86.74
11/26/2025	2015009	EFT	VANCE BROTHERS LLC	-564.45
12/01/2025	DFT0007974	Bank Draft	IRS	-13.42
12/01/2025	DFT0007975	Bank Draft	IRS	-3.14
12/04/2025	2015010	EFT	AREA CHAMBER OF COMMERCE	-10.00
12/04/2025	2015011	EFT	AVFUEL CORPORATION	-44,000.44
12/04/2025	2015012	EFT	C&B EQUIPMENT MIDWEST INC	-9,654.05
12/04/2025	2015013	EFT	CHCSEK	-90.00

Cleared Other

Item Date	Reference	Item Type	Description	Amount
12/04/2025	2015014	EFT	CINTAS CORPORATION	-57.86
12/04/2025	2015015	EFT	CORE & MAIN LP	-5,542.34
12/04/2025	2015016	EFT	FASTENAL COMPANY	-77.69
12/04/2025	2015017	EFT	FASTENER SUPPLY COMPANY	-127.88
12/04/2025	2015018	EFT	FRONT DOOR REAL ESTATE INC	-1,534.00
12/04/2025	2015019	EFT	GLOBAL DISTRIBUTION SOLUTION	-1,130.00
12/04/2025	2015021	EFT	GREENSPRO INC	-4,665.38
12/04/2025	2015022	EFT	HAWKINS INC	-8,074.49
12/04/2025	2015023	EFT	HEIDRICKS TRUE VALUE	-1,347.00
12/04/2025	2015024	EFT	JANET HARPER	-300.00
12/04/2025	2015025	EFT	JUDYS IRON & METAL INC	-16.60
12/04/2025	2015026	EFT	KANSAS ONE CALL SYSTEM INC	-144.97
12/04/2025	2015027	EFT	KIRKLAND WELDING SUPPLIES INC	-2,104.00
12/04/2025	2015028	EFT	KOAM	-80.00
12/04/2025	2015029	EFT	LEAGUE OF KS MUNICIPALITIES	-3,200.00
12/04/2025	2015030	EFT	LINDE INC	-4,275.00
12/04/2025	2015031	EFT	LOCKWOOD MOTOR SUPPLY INC	-617.67
12/04/2025	2015032	EFT	NUSS AND FARMER PA	-4,944.00
12/04/2025	2015033	EFT	PACE ANALYTICAL SERVICES INC	-995.00
12/04/2025	2015034	EFT	PEPSI-COLA BOTTLING COMPANY OF PITTS	-112.50
12/04/2025	2015035	EFT	PVS DX INC	-40.00
12/04/2025	2015036	EFT	SEKAN PRINTING CO INC	-985.00
12/04/2025	2015037	EFT	STILL FIRE SERVICES LLC	-1,100.00
12/04/2025	2015038	EFT	STOUGHTON INC	-200.00
12/05/2025	DFT0007987	Bank Draft	FURTHER - HSA	-1,303.86
12/05/2025	DFT0007988	Bank Draft	FURTHER - HSA	-697.00
12/05/2025	DFT0007989	Bank Draft	KP&F	-25,793.32
12/05/2025	DFT0007990	Bank Draft	KPERS	-1,323.70
12/05/2025	DFT0007991	Bank Draft	KPERS	-8,754.65
12/05/2025	DFT0007992	Bank Draft	KPERS	-1,643.52
12/05/2025	DFT0007993	Bank Draft	KPERS	-9,998.54
12/05/2025	DFT0007994	Bank Draft	KPERS	-30.21
12/05/2025	DFT0007995	Bank Draft	KANSAS PAYMENT CENTER	-286.15
12/05/2025	DFT0007996	Bank Draft	KANSAS PAYMENT CENTER	-161.54
12/05/2025	DFT0007997	Bank Draft	IRS	-16,216.56
12/05/2025	DFT0007998	Bank Draft	KANSAS DEPARTMENT OF REVENUE	-9,958.83
12/05/2025	DFT0007999	Bank Draft	IRS	-6,101.34
12/05/2025	DFT0008000	Bank Draft	IRS	-16,105.04
12/05/2025	EFT0000144	EFT	Payroll EFT	-155,755.14
12/11/2025	2015039	EFT	AMAZON CAPITAL SERVICES	-161.42
12/11/2025	2015040	EFT	AMERICAN ELECTRIC COMPANY	-1,301.64
12/11/2025	2015041	EFT	AREA CHAMBER OF COMMERCE	-100.00
12/11/2025	2015042	EFT	BAKER TILLY US LLP	-5,500.00
12/11/2025	2015043	EFT	BOURBON COUNTY JAIL	-1,625.00
12/11/2025	2015044	EFT	BOURBON COUNTY TREASURER	-2,298.81

Cleared Other

Item Date	Reference	Item Type	Description	Amount
12/11/2025	2015045	EFT	CINTAS CORPORATION	-49.60
12/11/2025	2015046	EFT	CORE & MAIN LP	-156.93
12/11/2025	2015047	EFT	EARLES ENGINEERING AND INSPECTION II	-5,742.01
12/11/2025	2015048	EFT	EMD FORT SCOTT LLC	-1,629.07
12/11/2025	2015049	EFT	FASTENER SUPPLY COMPANY	-33.63
12/11/2025	2015050	EFT	FOLEY EQUIPMENT COMPANY	-100.67
12/11/2025	2015051	EFT	FORT SCOTT DQ GRILL & CHILL	-977.53
12/11/2025	2015052	EFT	FORT SCOTT LIBRARY BOARD	-8,597.05
12/11/2025	2015053	EFT	GUFFEY REAL ESTATE HOLDINGS LLC	-1,073.38
12/11/2025	2015054	EFT	HAWKINS INC	-20,917.03
12/11/2025	2015055	EFT	HEARTLAND RURAL ELECTRIC COOP	-288.28
12/11/2025	2015056	EFT	HENRY KRAFT INC	-158.10
12/11/2025	2015057	EFT	JUDYS IRON & METAL INC	-55.46
12/11/2025	2015058	EFT	KIRKLAND WELDING SUPPLIES INC	-15.00
12/11/2025	2015059	EFT	KOAM	-170.00
12/11/2025	2015060	EFT	LEAGUE OF KS MUNICIPALITIES	-3,574.35
12/11/2025	2015061	EFT	LIFTED LOGIC	-190.00
12/11/2025	2015062	EFT	LOCKWOOD MOTOR SUPPLY INC	-1,121.48
12/11/2025	2015063	EFT	MARMIC FIRE & SAFETY CO INC	-952.26
12/11/2025	2015064	EFT	MAYCO ACE HARDWARE	-263.20
12/11/2025	2015065	EFT	MODERN COPY SYSTEMS	-101.00
12/11/2025	2015066	EFT	NUSS AND FARMER PA	-5,720.00
12/11/2025	2015067	EFT	PACE ANALYTICAL SERVICES INC	-1,826.00
12/11/2025	2015068	EFT	PEPSI-COLA BOTTLING COMPANY OF PITTS	-193.50
12/11/2025	2015069	EFT	SCHULTE SUPPLY INC	-2,921.10
12/11/2025	2015070	EFT	STERICYCLE INC	-60.08
12/11/2025	2015071	EFT	SUPER MARKET DEVELOPERS INC	-47.68
12/19/2025	DFT0008009	Bank Draft	FURTHER - HSA	-1,249.50
12/19/2025	DFT0008010	Bank Draft	FURTHER - HSA	-667.50
12/19/2025	DFT0008011	Bank Draft	KP&F	-23,879.70
12/19/2025	DFT0008012	Bank Draft	KPERS	-1,294.66
12/19/2025	DFT0008013	Bank Draft	KPERS	-8,794.24
12/19/2025	DFT0008014	Bank Draft	KPERS	-1,467.56
12/19/2025	DFT0008015	Bank Draft	KPERS	-9,740.31
12/19/2025	DFT0008016	Bank Draft	KPERS	-5.17
12/19/2025	DFT0008017	Bank Draft	KANSAS PAYMENT CENTER	-286.15
12/19/2025	DFT0008018	Bank Draft	KANSAS PAYMENT CENTER	-161.54
12/19/2025	DFT0008019	Bank Draft	IRS	-15,892.28
12/19/2025	DFT0008020	Bank Draft	KANSAS DEPARTMENT OF REVENUE	-9,355.19
12/19/2025	DFT0008021	Bank Draft	IRS	-5,758.30
12/19/2025	DFT0008022	Bank Draft	IRS	-14,720.40
12/19/2025	DFT0008024	Bank Draft	KP&F	-137.47
12/19/2025	DFT0008025	Bank Draft	KANSAS DEPARTMENT OF REVENUE	-24.11
12/19/2025	DFT0008026	Bank Draft	IRS	-12.52
12/19/2025	DFT0008027	Bank Draft	IRS	-44.38

Cleared Other

Item Date	Reference	Item Type	Description	Amount
12/19/2025	DFT0008028	Bank Draft	IRS	-1.50
12/19/2025	DFT0008031	Bank Draft Reversal	KPERS	167.20
12/19/2025	DFT0008053	Bank Draft Reversal	KPERS	65.32
12/19/2025	DFT0008054	Bank Draft Reversal	KPERS	11.19
12/19/2025	DFT0008055	Bank Draft Reversal	KPERS	64.75
12/19/2025	DFT0008066	Bank Draft	KPERS	-65.32
12/19/2025	DFT0008067	Bank Draft	KPERS	-11.19
12/19/2025	DFT0008068	Bank Draft	KPERS	-64.75
12/19/2025	EFT0000145	EFT	Payroll EFT	-147,401.75
12/23/2025	2015072	EFT	JANET HARPER	-300.00
12/30/2025	2015073	EFT	4STATE MAINTENANCE SUPPLY CO	-127.00
12/30/2025	2015074	EFT	ALIGNMENT SERVICES	-1,517.95
12/30/2025	2015075	EFT	AMAZON CAPITAL SERVICES	-292.30
12/30/2025	2015076	EFT	AMS	-70,000.00
12/30/2025	2015077	EFT	AREA CHAMBER OF COMMERCE	-3,300.06
12/30/2025	2015079	EFT	CINTAS CORPORATION	-223.18
12/30/2025	2015080	EFT	CONSTELLATION NEWENERGY - GAS DIVIS	-154.01
12/30/2025	2015081	EFT	CORE & MAIN LP	-256.60
12/30/2025	2015082	EFT	DAVES TOWING & RECOVERY/DAVES DEMO	-85.00
12/30/2025	2015083	EFT	GREENSPRO INC	-958.30
12/30/2025	2015084	EFT	HAMMERSON CORPORATION	-5,015.50
12/30/2025	2015085	EFT	HAWKINS INC	-13,550.93
12/30/2025	2015086	EFT	HENRY KRAFT INC	-73.00
12/30/2025	2015087	EFT	KC BOBCAT	-3,086.90
12/30/2025	2015088	EFT	KTK ELECTRIC LLC	-191.25
12/30/2025	2015089	EFT	LINDE INC	-2,585.61
12/30/2025	2015090	EFT	LOCKWOOD MOTOR SUPPLY INC	-760.35
12/30/2025	2015091	EFT	LYNETTE S WESTHOFF	-312.00
12/30/2025	2015092	EFT	MODERN COPY SYSTEMS	-210.53
12/30/2025	2015093	EFT	NUSS AND FARMER PA	-3,080.00
12/30/2025	2015094	EFT	PACE ANALYTICAL SERVICES INC	-1,722.00
12/30/2025	2015095	EFT	PAYCOR INC	-399.00
12/30/2025	2015096	EFT	PEPSI-COLA BOTTLING COMPANY OF PITTS	-256.00
12/30/2025	2015097	EFT	PLANET TECHNOLOGIES INC	-1,200.61
12/30/2025	2015098	EFT	PVS DX INC	-40.00
12/30/2025	2015099	EFT	TRI VALLEY DEVELOPMENTAL SERVICES	-25.80
12/30/2025	DFT0008029	Bank Draft	KANSAS DEPT OF REVENUE	-25,615.32
12/31/2025	MISC0001568	Miscellaneous	December 2025 Monthly Transactions	26,521.83
12/31/2025	MISC0001569	Miscellaneous	December 2025 BR Deposit Correction	110.00
12/31/2025	MISC0001570	Miscellaneous	December 2025 Sales Tax	331,689.82
Total Cleared Other (175)				-465,484.26

Outstanding Deposits

Item Date	Reference	Item Type	Description	Amount
06/26/2025	DEP0048004	Deposit	CLPKT10764 BG:InSite	420.00
09/19/2025	DEP0049225	Deposit	CLPKT11035 BG:InSite	86.59
09/20/2025	DEP0049228	Deposit	CLPKT11036 BG:InSite	136.90
12/29/2025	DEP0050420	Deposit	CLPKT11325 BG:CC	759.31
12/30/2025	DEP0050436	Deposit	CLPKT11327 BG:InSite	495.00
12/30/2025	DEP0050439	Deposit	CLPKT11328 BG:CC	522.89
12/30/2025	DEP0050442	Deposit	CLPKT11329 BG:InSite	4,118.00
12/30/2025	DEP0050445	Deposit	CLPKT11330 BG:InSite	1,918.66
12/30/2025	DEP0050461	Deposit	GOLF CASH	8.00
12/30/2025	DEP0050463	Deposit	BR CASH	60.00
12/31/2025	DEP0050446	Deposit	CLPKT11331 BG:InSite	400.00
12/31/2025	DEP0050449	Deposit	CLPKT11332 BG:DD	995.29
12/31/2025	DEP0050449	Deposit	CLPKT11332 BG:CC	1,102.10
12/31/2025	DEP0050452	Deposit	CLPKT11333 BG:InSite	4,330.07
12/31/2025	DEP0050455	Deposit	CLPKT11334 BG:InSite	5,346.06
12/31/2025	DEP0050465	Deposit	GOLF CASH	110.50
12/31/2025	DEP0050466	Deposit	GOLF CREDIT	514.50
12/31/2025	DEP0050467	Deposit	BR CASH	160.00
12/31/2025	DEP0050468	Deposit	BR CREDIT	455.00
Total Outstanding Deposits (19)				21,938.87

Outstanding Checks

Item Date	Reference	Item Type	Description	Amount
08/28/2024	65574	Check	GRADY D PROFFITT	-40.20
06/06/2025	66809	Check	The Cincinnati Life Insurance Company	-100.53
06/20/2025	66856	Check	The Cincinnati Life Insurance Company	-100.53
06/27/2025	66881	Check	KAYLA M STEWART	-88.94
06/27/2025	66883	Check	XOE T CAUTHERS	-85.14
06/27/2025	66885	Check	Charlotte F Foust	-17.61
06/27/2025	66886	Check	DARYAN HERRING	-67.05
06/27/2025	66888	Check	CHARLES L VACEK	-81.75
07/17/2025	66965	Check	FRANK MILLER	-2,400.00
07/24/2025	66998	Check	AUTO PARTS OF FORT SCOTT INC	-50.89
07/24/2025	67007	Check	K & K AUTO PARTS INC	-341.78
07/31/2025	67021	Check	ISABELLA DEL CHIARO	-80.75
08/01/2025	67041	Check	AFLAC	-241.64
08/01/2025	67043	Check	COLONIAL LIFE	-1,293.38
08/01/2025	67044	Check	DELTA DENTAL PLAN OF KANSAS	-1,918.75
08/01/2025	67049	Check	SUN LIFE FINANCIAL	-180.48
08/01/2025	67050	Check	The Cincinnati Life Insurance Company	-100.53
08/01/2025	67051	Check	VISION SERVICE PLAN	-527.44
08/01/2025	67054	Check	COLONIAL LIFE	-14.91
08/07/2025	67072	Check	DANNY E CRAIG	-1,200.00

Outstanding Checks

Item Date	Reference	Item Type	Description	Amount
08/07/2025	67084	Check	NORMAN NATION	-32.35
08/13/2025	67103	Check	LEATTA POUCH	-400.00
08/15/2025	11527	Check	11527	-46.17
08/18/2025	67116	Check	AFLAC	-241.64
08/18/2025	67118	Check	COLONIAL LIFE	-1,308.29
08/18/2025	67119	Check	DELTA DENTAL PLAN OF KANSAS	-1,918.53
08/18/2025	67124	Check	SUN LIFE FINANCIAL	-180.48
08/18/2025	67125	Check	The Cincinnati Life Insurance Company	-100.53
08/18/2025	67126	Check	VISION SERVICE PLAN	-527.44
08/28/2025	67155	Check	DEBORAH A BECKLEY	-99.09
09/12/2025	67240	Check	ASSURITY	-2,416.86
09/12/2025	67246	Check	MANHATTAN LIFE	-550.82
09/12/2025	67249	Check	VISION SERVICE PLAN	-338.73
09/24/2025	67286	Check	FSHS AFTER PROM	-500.00
09/26/2025	67298	Check	ASSURITY	-2,416.86
09/26/2025	67307	Check	MANHATTAN LIFE	-550.82
09/26/2025	67310	Check	VISION SERVICE PLAN	-338.73
09/29/2025	67313	Check	SAMANTHA A TAYLOR	-15.58
09/29/2025	67315	Check	IAN N TAYLOR	-83.67
10/09/2025	67382	Check	SKITCHS HAULING & EXCAVATION INC	-4,800.00
10/10/2025	67356	Check	ADVANCE INSURANCE COMPANY	-216.21
10/10/2025	67357	Check	ASSURITY	-2,416.86
10/10/2025	67364	Check	MANHATTAN LIFE	-620.93
10/10/2025	67366	Check	VISION SERVICE PLAN	-338.73
10/24/2025	67433	Check	ADVANCE INSURANCE COMPANY	-212.01
10/24/2025	67434	Check	ASSURITY	-2,594.03
10/24/2025	67441	Check	MANHATTAN LIFE	-550.07
10/24/2025	67444	Check	VISION SERVICE PLAN	-354.58
10/30/2025	67447	Check	KELLY J HENDRICKS	-99.28
10/30/2025	67460	Check	KARLIE CHIPMAN	-15.94
11/07/2025	67494	Check	ADVANCE INSURANCE COMPANY	-216.21
11/07/2025	67495	Check	ASSURITY	-2,560.72
11/07/2025	67497	Check	BCBS OF KANSAS	-41,429.76
11/07/2025	67502	Check	MANHATTAN LIFE	-538.01
11/13/2025	67524	Check	SKITCHS HAULING & EXCAVATION INC	-5,400.00
11/14/2025	67531	Check	JAMES, BRITTANY	-150.00
11/14/2025	67534	Check	VILLALOBOS, FELIX JR	-650.00
11/21/2025	67535	Check	ADVANCE INSURANCE COMPANY	-216.21
11/21/2025	67536	Check	ASSURITY	-2,560.72
11/21/2025	67538	Check	BCBS OF KANSAS	-41,429.76
11/21/2025	67543	Check	MANHATTAN LIFE	-538.01
11/25/2025	11562	Check	11562	-300.00
11/25/2025	11567	Check	11567	-300.00
11/25/2025	11577	Check	11577	-300.00
11/25/2025	11632	Check	11632	-100.00

Outstanding Checks

Item Date	Reference	Item Type	Description	Amount
11/25/2025	11634	Check	11634	-300.00
12/04/2025	67593	Check	GW VAN KEPPEL CO	-1,400.00
12/05/2025	67646	Check	ADVANCE INSURANCE COMPANY	-214.11
12/05/2025	67647	Check	ASSURITY	-2,557.94
12/05/2025	67649	Check	BCBS OF KANSAS	-40,763.21
12/05/2025	67650	Check	DELTA DENTAL PLAN OF KANSAS	-1,833.73
12/05/2025	67654	Check	MANHATTAN LIFE	-538.01
12/05/2025	67655	Check	OGLI (STANDARD LIFE)	-221.52
12/05/2025	67657	Check	VISION SERVICE PLAN	-357.70
12/11/2025	67603	Check	AT&T	-285.38
12/11/2025	67604	Check	AT&T	-609.99
12/11/2025	67605	Check	BIG SUGAR LUMBER	-67.18
12/11/2025	67606	Check	BOURBON COUNTY PUBLIC WORKS	-39.35
12/11/2025	67607	Check	CNA SURETY DIRECT BILL	-355.00
12/11/2025	67608	Check	CRAIG CAMPBELL	-1,517.67
12/11/2025	67609	Check	D&D PROVES IT	-700.00
12/11/2025	67610	Check	DESIGNING EDGE GRAPHICS	-120.00
12/11/2025	67611	Check	EVERGY	-12.20
12/11/2025	67612	Check	FORT SCOTT RECREATION COMMISSION	-1,086.50
12/11/2025	67613	Check	FORT SCOTT RECREATION COMMISSION	-1,395.00
12/11/2025	67614	Check	K & K AUTO PARTS INC	-786.93
12/11/2025	67615	Check	KANSAS DEPARTMENT OF REVENUE	-25.00
12/11/2025	67616	Check	KANSAS GAS SERVICE	-2,414.93
12/11/2025	67617	Check	KANSAS STATE TREASURER	-1,685.83
12/11/2025	67618	Check	KIWANIS OF FORT SCOTT PIONEERS	-100.00
12/11/2025	67619	Check	MILLER FEED & OIL INC	-91.95
12/11/2025	67620	Check	NORRIS HEATING & AIR CONDITIONING	-500.00
12/11/2025	67621	Check	O REILLY AUTO PARTS	-399.67
12/11/2025	67622	Check	OGLETREE, DEAKINS, NASH, SMOAK & STE	-36,654.53
12/11/2025	67623	Check	SECURITY 1ST TITLE LLC	-250.00
12/11/2025	67624	Check	SKITCHS HAULING & EXCAVATION INC	-5,400.00
12/11/2025	67625	Check	SUPERIOR SIGNALS INC	-299.00
12/11/2025	67626	Check	VERIZON	-118.57
12/11/2025	67627	Check	VERIZON	-40.01
12/11/2025	67628	Check	VERIZON	-77.04
12/11/2025	67629	Check	VERIZON	-60.06
12/11/2025	67630	Check	VERIZON	-205.78
12/11/2025	67631	Check	VERIZON	-120.03
12/11/2025	67632	Check	WHITAKER AGGREGATES INC	-157,460.10
12/19/2025	67659	Check	ADVANCE INSURANCE COMPANY	-219.21
12/19/2025	67660	Check	ASSURITY	-2,563.75
12/19/2025	67662	Check	BCBS OF KANSAS	-41,856.26
12/19/2025	67663	Check	DELTA DENTAL PLAN OF KANSAS	-1,951.28
12/19/2025	67667	Check	KANSAS EMPL SECURITY FUND	-3,802.84
12/19/2025	67670	Check	MANHATTAN LIFE	-538.01

Outstanding Checks

Item Date	Reference	Item Type	Description	Amount
12/19/2025	67671	Check	OGLI (STANDARD LIFE)	-261.26
12/19/2025	67673	Check	VISION SERVICE PLAN	-381.91
12/30/2025	67675	Check	BOB WILLIAMS	-88.54
12/30/2025	67676	Check	AMY BRYANT	-125.01
12/30/2025	67677	Check	BIG SUGAR LUMBER	-402.75
12/30/2025	67678	Check	BILLIARD-HAMMER-HARTMAN INSURANCE	-630.00
12/30/2025	67679	Check	CDL ELECTRIC	-27.00
12/30/2025	67680	Check	FORT SCOTT RECREATION COMMISSION	-1,297.00
12/30/2025	67681	Check	FORT SCOTT RECREATION COMMISSION	-60.00
12/30/2025	67682	Check	FORT SCOTT RECREATION COMMISSION	-330.00
12/30/2025	67683	Check	GEIGER PLUMBING INC	-100.00
12/30/2025	67684	Check	IRS	-314.99
12/30/2025	67685	Check	K & K AUTO PARTS INC	-428.89
12/30/2025	67686	Check	M & R DOOR SERVICE	-572.29
12/30/2025	67687	Check	MIDWEST MINERALS	-283.38
12/30/2025	67688	Check	MILLER FEED & OIL INC	-49.98
12/30/2025	67689	Check	O REILLY AUTO PARTS	-488.90
12/30/2025	67690	Check	TAYLORMADE CO	-36,725.00
12/30/2025	67691	Check	TCB PLUMBING	-350.00
12/30/2025	67692	Check	TROPHY FISHERIES	-139.00
12/30/2025	67693	Check	US POSTMASTER	-5,000.00
12/30/2025	67694	Check	USGA	-175.00
12/30/2025	67695	Check	VERIZON	-411.26
12/30/2025	67696	Check	VERIZON	-38.52
Total Outstanding Checks (134)				-490,582.88

Outstanding Other

Item Date	Reference	Item Type	Description	Amount
10/11/2024	DFT0007253	Bank Draft	KP&F	-1,277.55
10/11/2024	DFT0007282	Bank Draft	KP&F	-1,635.31
04/11/2025	DFT0007653	Bank Draft	KP&F	-39.62
08/01/2025	DFT0008005	Bank Draft Reversal	FURTHER - HSA	118.00
11/25/2025	DFT0007976	Bank Draft Reversal	KP&F	110.95
11/25/2025	DFT0007980	Bank Draft Reversal	KP&F	9.73
12/19/2025	DFT0008058	Bank Draft	IRS	-1,276.76
12/19/2025	DFT0008059	Bank Draft	KANSAS DEPARTMENT OF REVENUE	-576.63
12/19/2025	DFT0008060	Bank Draft	IRS	-298.66
12/19/2025	DFT0008061	Bank Draft	IRS	-1,379.23
12/31/2025	2015100	EFT	JANET HARPER	-300.00
Total Outstanding Other (11)				-6,545.08

Voided Checks

Item Date	Reference	Item Type	Description	Amount
12/05/2025	67648	Check	Void Check	0.00
12/19/2025	67661	Check	Void Check	0.00
12/19/2025	67668	Check	Void Check	0.00
12/19/2025	67669	Check	Void Check	0.00
Total Voided Checks (4)				0.00



Fort Scott, KS

Bank Statement Register

Transaction Summary

Transaction Type	Count	Outstanding	Cleared	Total
Bank Draft Reversal	19	238.68	563.13	801.81
Bank Draft	59	-6,483.76	-228,382.86	-234,866.62
Check	287	-490,582.88	-285,583.47	-776,166.35
Deposit	246	21,938.87	2,081,390.74	2,103,329.61
EFT	104	-300.00	-597,339.93	-597,639.93
Check Reversal	3	0.00	1,353.75	1,353.75
Miscellaneous	3	0.00	358,321.65	358,321.65
		-475,189.09	1,330,323.01	855,133.92

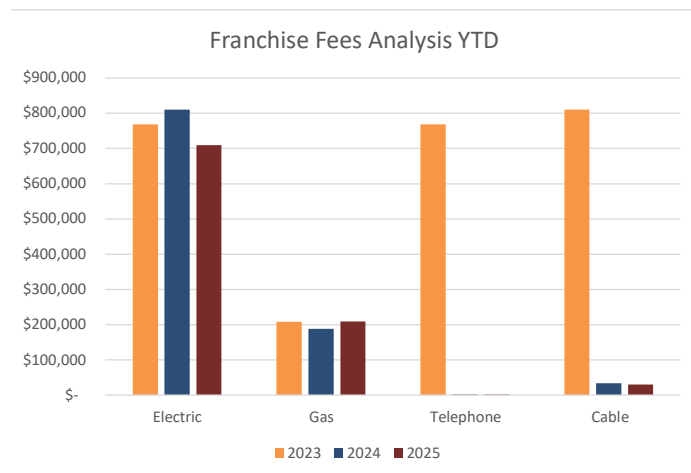
City of Fort Scott Franchise Fees Analysis

	2025 Actual				
	Electric	Gas	Telephone	Cable	Totals
Jan	\$ 53,946	\$ 26,114	\$ 238	\$ 4,033	\$ 84,331
Feb	\$ 59,608	\$ 37,261	\$ 485	\$ -	\$ 97,355
Mar	\$ 60,667	\$ 37,650	\$ 70	\$ -	\$ 98,388
Apr	\$ 54,476	\$ 27,187	\$ 120	\$ 4,133	\$ 85,917
May	\$ 44,308	\$ 15,940	\$ 124	\$ -	\$ 60,372
Jun	\$ 46,589	\$ 10,636	\$ 98	\$ 7,270	\$ 64,593
Jul	\$ 54,787	\$ 9,022	\$ 141	\$ 3,867	\$ 67,817
Aug	\$ 77,559	\$ 7,476	\$ 143	\$ -	\$ 85,178
Sep	\$ 80,677	\$ 7,771	\$ 140	\$ -	\$ 88,588
Oct	\$ 66,826	\$ 8,253	\$ 130	\$ 3,587	\$ 78,796
Nov	\$ 58,430	\$ 7,841	\$ 141	\$ -	\$ 66,411
Dec	\$ 51,018	\$ 14,008	\$ 132	\$ 7,184	\$ 72,342
	\$ 708,891	\$ 209,160	\$ 1,963	\$ 30,074	\$ 950,088

	2024 Actual				
	Electric	Gas	Telephone	Cable	Totals
Jan	\$ 140,801	\$ 22,622	\$ 282	\$ 5,614	\$ 169,320
Feb	\$ 59,241	\$ 32,223	\$ 278	\$ -	\$ 91,742
Mar	\$ 57,387	\$ 28,569	\$ 618	\$ -	\$ 86,574
Apr	\$ 48,808	\$ 18,864	\$ 211	\$ 4,898	\$ 72,782
May	\$ 45,877	\$ 16,018	\$ 1	\$ -	\$ 61,897
Jun	\$ 51,035	\$ 11,549	\$ 202	\$ 7,343	\$ 70,129
Jul	\$ 61,571	\$ 9,500	\$ 180	\$ 4,384	\$ 75,635
Aug	\$ 80,388	\$ 8,636	\$ 334	\$ -	\$ 89,358
Sep	\$ 79,511	\$ 9,032	\$ 124	\$ -	\$ 88,667
Oct	\$ 75,976	\$ 9,138	\$ 112	\$ 4,325	\$ 89,550
Nov	\$ 62,150	\$ 9,716	\$ 296	\$ -	\$ 72,161
Dec	\$ 46,832	\$ 12,369	\$ -	\$ 7,186	\$ 66,387
	\$ 809,576	\$ 188,236	\$ 2,640	\$ 33,750	\$ 1,034,202

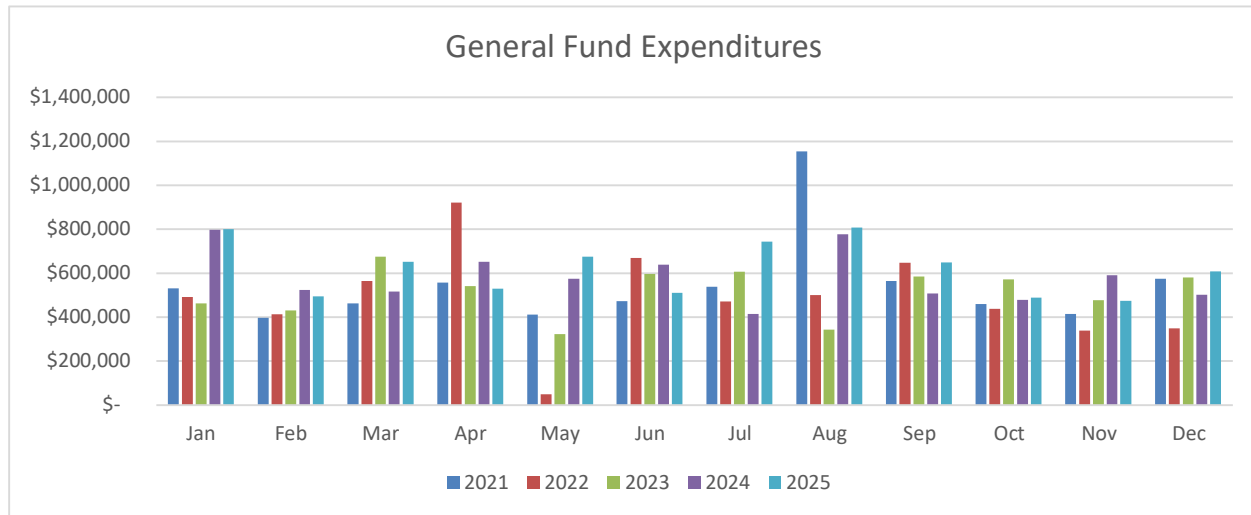
	2023 Actual				
	Electric	Gas	Telephone	Cable	Totals
Jan	\$ 54,821	\$ 20,409	\$ 536	\$ -	\$ 75,766
Feb	\$ 53,716	\$ 31,623	\$ 548	\$ -	\$ 85,887
Mar	\$ 54,948	\$ 34,690	\$ 504	\$ -	\$ 90,142
Apr	\$ 54,202	\$ 31,517	\$ 401	\$ 7,678	\$ 93,798
May	\$ 51,139	\$ 20,999	\$ 1,405	\$ -	\$ 73,542
Jun	\$ 53,741	\$ 12,254	\$ 392	\$ 7,052	\$ 73,440
Jul	\$ 63,633	\$ 9,463	\$ 444	\$ 7,264	\$ 80,805
Aug	\$ 86,090	\$ 7,310	\$ 415	\$ 7,626	\$ 101,441
Sep	\$ 92,391	\$ 7,212	\$ 400	\$ -	\$ 100,003
Oct	\$ 83,297	\$ 8,560	\$ 417	\$ 6,644	\$ 98,918
Nov	\$ 64,178	\$ 9,344	\$ 409	\$ -	\$ 73,931
Dec	\$ 56,215	\$ 14,700	\$ -	\$ -	\$ 70,914
	\$ 768,370	\$ 208,082	\$ 5,872	\$ 36,264	\$ 1,018,587

	2023	2024	2025
Electric	\$ 768,370	\$ 809,576	\$ 708,891
Gas	\$ 208,082	\$ 188,236	\$ 209,160
Telephone	\$ 768,370	\$ 2,640	\$ 1,963
Cable	\$ 809,576	\$ 33,750	\$ 30,074
	\$ 1,018,587	\$ 1,034,202	\$ 950,088



General Fund Year Over Year Expenditures Comparison by Month

	2021	2022	2023	2024	2025	(Over)/Under Compared to Prior Year	Anticipated % S
Jan	\$ 531,473	\$ 492,577	\$ 462,815	\$ 797,193	\$ 800,511	\$ (3,318)	8%
Feb	\$ 397,910	\$ 413,981	\$ 430,813	\$ 524,373	\$ 494,671	\$ 29,702	17%
Mar	\$ 463,365	\$ 565,229	\$ 675,805	\$ 516,719	\$ 651,472	\$ (134,753)	25%
Apr	\$ 556,053	\$ 920,775	\$ 541,934	\$ 651,792	\$ 530,472	\$ 121,320	33%
May	\$ 412,163	\$ 48,916	\$ 323,750	\$ 575,727	\$ 674,069	\$ (98,342)	42%
Jun	\$ 472,281	\$ 669,329	\$ 596,608	\$ 638,067	\$ 510,801	\$ 127,266	50%
Jul	\$ 538,238	\$ 471,581	\$ 605,970	\$ 414,797	\$ 743,583	\$ (328,786)	58%
Aug	\$ 1,153,693	\$ 500,821	\$ 344,288	\$ 777,751	\$ 807,106	\$ (29,354)	67%
Sep	\$ 564,128	\$ 648,257	\$ 585,173	\$ 507,117	\$ 648,916	\$ (141,799)	75%
Oct	\$ 460,308	\$ 438,106	\$ 571,086	\$ 479,593	\$ 487,952	\$ (8,359)	83%
Nov	\$ 414,908	\$ 338,762	\$ 477,044	\$ 590,326	\$ 475,139	\$ 115,187	92%
Dec	\$ 574,159	\$ 349,598	\$ 581,157	\$ 501,779	\$ 608,797	\$ (107,018)	100%
	\$ 6,538,679	\$ 5,857,931	\$ 6,196,443	\$ 6,975,236	\$ 7,433,490	\$ (458,254)	
Budget	\$ 8,382,584	\$ 6,750,695	\$ 7,571,797	\$ 8,493,907	\$ 8,682,777		
% Spent	78.00%	86.78%	81.84%	82.12%	85.61%		

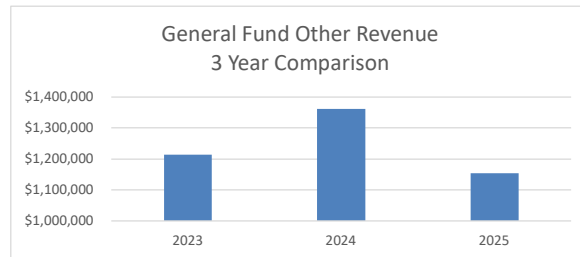
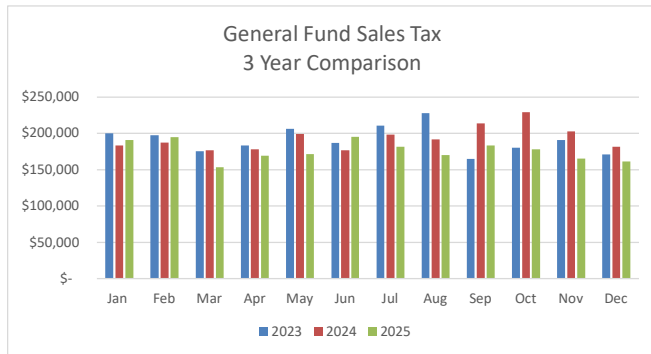
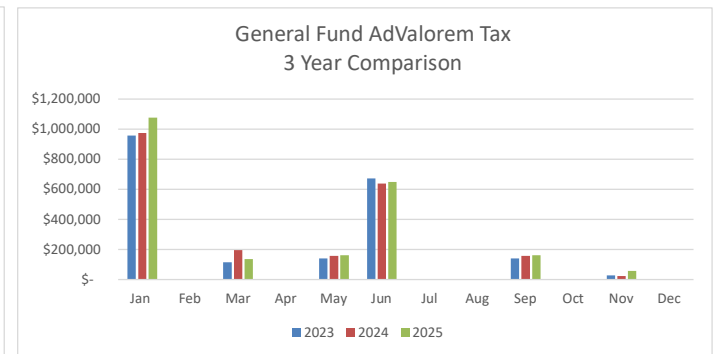
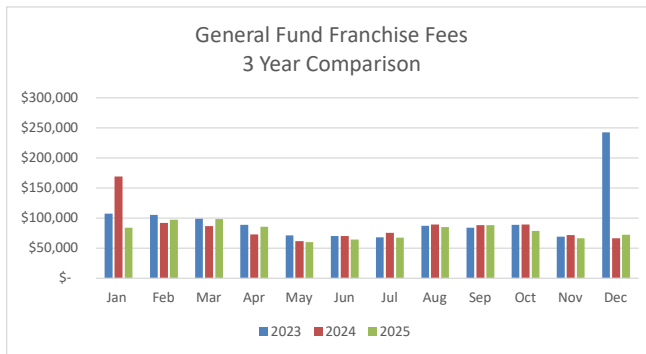
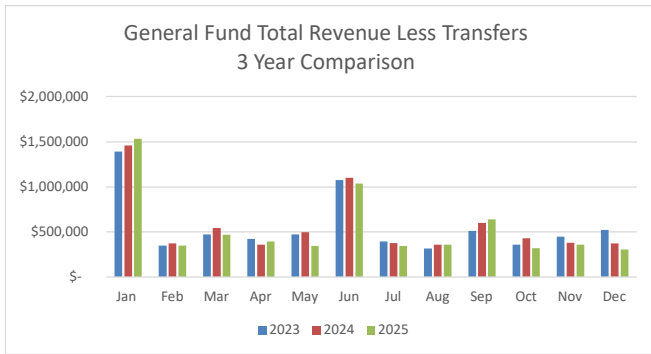


General Fund Revenue Year over Year Comparison by Funding Source

2023	Total				
	Revenue Less Transfers	Franchise Fees	Advalorem Tax	Sales Tax	Other
Jan	\$ 1,393,234	\$ 107,574	\$ 957,280	\$ 199,895	\$ 128,485
Feb	\$ 349,141	\$ 105,305		\$ 197,402	\$ 46,434
Mar	\$ 472,932	\$ 98,882	\$ 115,180	\$ 175,339	\$ 83,531
Apr	\$ 425,488	\$ 89,016		\$ 183,259	\$ 153,213
May	\$ 474,295	\$ 71,461	\$ 140,253	\$ 206,149	\$ 56,432
Jun	\$ 1,076,031	\$ 70,298	\$ 671,314	\$ 186,843	\$ 147,576
Jul	\$ 393,526	\$ 68,558	\$ -	\$ 210,552	\$ 114,416
Aug	\$ 316,745	\$ 87,056	\$ -	\$ 227,613	\$ 2,076
Sep	\$ 512,098	\$ 84,202	\$ 140,253	\$ 164,655	\$ 122,988
Oct	\$ 360,556	\$ 88,968	\$ -	\$ 180,338	\$ 91,250
Nov	\$ 447,703	\$ 69,606	\$ 26,724	\$ 191,014	\$ 160,359
Dec	\$ 521,056	\$ 242,828	\$ -	\$ 170,938	\$ 107,290
	<u>\$ 6,742,805</u>	<u>\$ 1,183,754</u>	<u>\$ 2,051,004</u>	<u>\$ 2,293,999</u>	<u>\$ 1,214,048</u>

2024	Total				
	Revenue Less Transfers	Franchise Fees	Advalorem Tax	Sales Tax	Other
Jan	\$ 1,455,898	\$ 169,320	\$ 974,918	\$ 183,286	\$ 128,374
Feb	\$ 374,378	\$ 91,742	\$ -	\$ 187,082	\$ 95,554
Mar	\$ 545,818	\$ 86,574	\$ 195,227	\$ 176,576	\$ 87,441
Apr	\$ 358,299	\$ 72,782	\$ -	\$ 178,298	\$ 107,219
May	\$ 499,821	\$ 61,897	\$ 157,216	\$ 199,123	\$ 81,585
Jun	\$ 1,101,573	\$ 70,129	\$ 638,423	\$ 176,815	\$ 216,206
Jul	\$ 375,515	\$ 75,635	\$ -	\$ 198,111	\$ 101,769
Aug	\$ 360,076	\$ 89,358	\$ -	\$ 191,492	\$ 79,227
Sep	\$ 601,868	\$ 88,667	\$ 157,216	\$ 213,736	\$ 142,249
Oct	\$ 432,495	\$ 89,550	\$ -	\$ 229,289	\$ 113,656
Nov	\$ 380,699	\$ 72,161	\$ 23,231	\$ 202,697	\$ 82,610
Dec	\$ 374,021	\$ 66,387	\$ -	\$ 181,614	\$ 126,020
	<u>\$ 6,860,460</u>	<u>\$ 1,034,202</u>	<u>\$ 2,146,231</u>	<u>\$ 2,318,118</u>	<u>\$ 1,361,910</u>

2025	Total Revenue				
	Less Transfers	Franchise Fees	Advalorem Tax	Sales Tax	Other
Jan	\$ 1,533,306	\$ 84,331	\$ 1,075,865	\$ 190,918	\$ 182,193
Feb	\$ 349,741	\$ 97,355	\$ -	\$ 194,692	\$ 57,695
Mar	\$ 470,321	\$ 98,388	\$ 135,645	\$ 153,435	\$ 82,854
Apr	\$ 394,035	\$ 85,917	\$ -	\$ 169,418	\$ 138,700
May	\$ 346,414	\$ 60,372	\$ 161,490	\$ 171,630	\$ (47,078)
Jun	\$ 1,036,636	\$ 64,593	\$ 649,434	\$ 195,412	\$ 127,198
Jul	\$ 343,610	\$ 67,817	\$ -	\$ 181,631	\$ 94,162
Aug	\$ 359,772	\$ 85,178	\$ -	\$ 169,979	\$ 104,615
Sep	\$ 639,876	\$ 88,588	\$ 161,490	\$ 183,443	\$ 206,355
Oct	\$ 319,325	\$ 78,796	\$ -	\$ 178,349	\$ 62,180
Nov	\$ 360,542	\$ 66,411	\$ 56,873	\$ 165,318	\$ 71,939
Dec	\$ 307,464	\$ 72,342	\$ -	\$ 161,441	\$ 73,680
	<u>\$ 6,461,042</u>	<u>\$ 950,088</u>	<u>\$ 2,240,796</u>	<u>\$ 2,115,665</u>	<u>\$ 1,154,493</u>
Budget %		\$ 1,198,253	\$ 2,084,962	\$ 2,318,139	
		79.29%	107.47%	91.27%	





Fort Scott, KS

Monthly Activity Report

Account Summary

	January 2025	February 2025	March 2025	April 2025	May 2025	June 2025	July 2025	August 2025	September 2025	October 2025	November 2025	December 2025	
Fund: 100 - GENERAL FUND													
Revenue													
100-000-401000	AD VALOREM TAX - CURRENT	1,068,514.32	0.00	113,459.18	0.00	0.00	618,760.59	0.00	0.00	77,762.82	0.00	9,822.61	0.00
100-000-401001	NEIGHBORHOOD REVITALIZATION REBATE	-58,941.31	0.00	0.00	0.00	0.00	-37,450.36	0.00	0.00	0.00	0.00	0.00	0.00
100-000-402000	AD VALOREM TAX - DELINQUENT	24,552.50	0.00	9,154.79	0.00	0.00	19,264.80	0.00	0.00	10,333.49	0.00	10,167.71	0.00
100-000-403000	MOTOR VEHICLE TAX	41,030.35	0.00	12,787.50	0.00	0.00	48,105.96	0.00	0.00	69,370.26	0.00	36,390.14	0.00
100-000-404000	R.V. TAX	297.52	0.00	103.38	0.00	0.00	555.76	0.00	0.00	682.32	0.00	312.25	0.00
100-000-405000	HEAVY TRUCK TAX	411.30	0.00	139.75	0.00	0.00	197.14	0.00	0.00	3,340.80	0.00	180.63	0.00
100-000-407000	PAYMENTS IN LIEU OF TAXES	42,927.84	0.00	0.00	0.00	0.00	0.00	0.00	0.00	0.00	0.00	0.00	0.00
100-000-411000	FRANCHISE TAX - ELECTRICITY	53,945.73	59,608.02	60,667.28	54,476.16	44,307.81	46,588.60	54,786.65	77,559.30	80,677.31	66,825.98	58,429.82	51,018.37
100-000-412000	FRANCHISE TAX - GAS	26,114.26	37,261.25	37,650.00	27,187.46	15,939.95	10,636.12	9,022.07	7,475.91	7,771.04	8,253.12	7,840.90	14,007.82
100-000-413000	FRANCHISE TAX - TELEPHONE	237.83	485.24	70.39	120.15	124.24	98.00	141.05	142.92	139.92	130.49	140.77	132.17
100-000-414000	FRANCHISE TAX - CABLE	4,033.23	0.00	0.00	4,132.92	0.00	7,269.87	3,867.06	0.00	0.00	3,586.87	0.00	7,184.10
100-000-421000	CITY SALES TAX	141,352.68	142,990.29	116,366.33	135,965.05	130,082.95	155,964.80	142,174.53	133,618.51	143,853.41	137,743.52	132,054.54	122,606.15
100-000-422000	COUNTY SALES TAX	10,303.54	11,144.31	6,029.42	6,588.15	6,905.64	7,291.97	6,981.06	7,172.41	7,321.00	7,080.38	6,389.48	6,079.25
100-000-423000	CITY COMPENSATING USE TAX	36,537.19	38,214.56	29,211.14	25,212.52	32,641.77	30,142.17	30,488.01	27,136.96	30,284.73	31,478.12	25,382.30	30,778.37
100-000-424000	COUNTY COMPENSATING USE TAX	2,724.49	2,342.77	1,827.81	1,652.21	1,999.41	2,012.89	1,987.71	2,051.13	1,983.81	2,046.71	1,491.69	1,977.51
100-000-425000	CID SALES TAX - EMD / DQ	129.31	154.52	140.05	104.92	133.83	113.40	113.07	126.18	117.12	81.79	108.34	107.50
100-000-431000	SPECIAL ALCOHOL TAX	0.00	0.00	7,246.55	0.00	0.00	5,837.99	0.00	0.00	7,871.27	0.00	0.00	6,807.77
100-000-432000	USD 234 LAROCHE BALLFIELD	0.00	0.00	0.00	14,267.89	0.00	0.00	0.00	0.00	15,950.30	0.00	0.00	0.00
100-000-432500	USD 234 SRO REIMBURSEMENT	0.00	0.00	0.00	40,500.00	0.00	0.00	0.00	0.00	0.00	0.00	0.00	0.00
100-000-432600	USD 234 / FSRC GYM REIMBURSEMENT	1,549.06	0.00	0.00	4,333.72	0.00	0.00	0.00	1,908.30	1,908.30	0.00	0.00	728.93
100-000-438000	GRANTS	13,897.66	35,100.00	0.00	0.00	0.00	18,316.50	4,775.00	0.00	0.00	0.00	0.00	0.00
100-000-438003	GRANT - D.A.R.E.	0.00	0.00	0.00	0.00	0.00	0.00	300.00	0.00	0.00	0.00	0.00	0.00
100-000-438004	GRANT - STEP GRANT	489.54	60.06	0.00	97.11	0.00	0.00	0.00	298.04	0.00	69.42	0.00	0.00
100-000-438014	IMPACT GRANT	0.00	0.00	0.00	0.00	0.00	160.80	0.00	0.00	0.00	0.00	0.00	0.00
100-000-451001	MUNICIPAL COURT FINES	5,789.20	2,596.08	7,340.26	7,370.52	7,966.86	8,280.56	6,883.86	7,609.26	8,151.93	6,752.27	9,694.44	11,601.80
100-000-451002	WARRANT FEE	5.00	2.22	27.22	27.22	2.22	2.22	2.22	2.22	2.22	2.22	2.23	0.00
100-000-452000	ANIMAL ADOPTION FEES	174.00	0.00	174.00	87.00	211.00	261.00	174.00	0.00	0.00	87.00	348.00	87.00
100-000-453000	ANIMAL IMPOUND FEES	0.00	0.00	0.00	0.00	0.00	0.00	0.00	0.00	46.00	0.00	0.00	0.00
100-000-464007	GOLF DAILY TRAIL FEES	0.00	0.00	0.00	130.00	0.00	0.00	0.00	0.00	0.00	0.00	0.00	0.00
100-000-464011	GOLF TOURNAMENTS	0.00	0.00	0.00	0.00	1,920.00	0.00	0.00	0.00	0.00	0.00	0.00	0.00
100-000-465001	AQUATIC CENTER - GATE	0.00	0.00	0.00	4,657.64	3,440.10	1,952.36	0.00	0.00	0.00	0.00	0.00	0.00
100-000-465002	AQUATIC CENTER - CONCESSIONS	0.00	0.00	0.00	0.00	927.72	8,793.19	7,460.35	1,498.28	0.00	0.00	0.00	0.00
100-000-465003	AQUATIC CENTER - GATE 15-62	0.00	0.00	0.00	0.00	312.00	3,888.00	4,962.00	1,233.00	0.00	0.00	0.00	0.00
100-000-465004	AQUATIC CENTER - GATE 63 & OLDER	0.00	0.00	0.00	0.00	0.00	106.14	236.07	56.73	0.00	0.00	0.00	0.00

Monthly Activity Report

		January 2025	February 2025	March 2025	April 2025	May 2025	June 2025	July 2025	August 2025	September 2025	October 2025	November 2025	December 2025
100-000-465005	AQUATIC CENTER - GATE 3-14	0.00	0.00	0.00	0.00	446.00	5,144.00	5,118.00	1,290.00	0.00	0.00	0.00	0.00
100-000-465520	AQUATIC CENTER - POOL PARTY	0.00	0.00	0.00	0.00	274.22	3,153.83	2,605.09	1,371.10	0.00	0.00	0.00	0.00
100-000-465521	AQUATIC CENTER - MISCELLANEOUS	0.00	0.00	0.00	0.00	1.83	0.00	0.00	0.00	0.00	0.00	0.00	0.00
100-000-466001	AIRPORT FUEL & OIL SALES	8,830.18	3,354.70	6,445.25	12,004.06	10,468.15	16,629.64	12,264.92	13,918.70	13,481.23	10,344.82	17,968.65	6,704.07
100-000-466002	AIRPORT HANGAR LEASES	4,080.00	380.00	4,470.00	1,220.00	600.00	740.00	2,730.00	5,860.00	1,640.00	1,420.00	4,890.00	740.00
100-000-466003	AIRPORT LAND LEASES	0.00	0.00	0.00	10.00	9,000.00	0.00	0.00	0.00	0.00	0.00	0.00	0.00
100-000-467001	BRCC - AEROBICS	2,217.00	733.00	661.00	1,112.00	1,303.40	1,992.50	1,356.00	746.50	1,192.00	771.00	861.00	588.00
100-000-467002	BRCC - BUILDING RENTAL	1,413.75	745.00	755.00	1,005.00	450.00	622.50	550.00	385.00	715.00	605.00	770.00	700.00
100-000-467003	BRCC - TAE KWON DO	200.00	80.00	200.00	0.00	200.00	0.00	320.00	0.00	520.00	40.00	0.00	0.00
100-000-467004	BRCC - BIGGEST LOSER PRGRAM	150.00	0.00	0.00	0.00	0.00	0.00	0.00	60.00	120.00	0.00	0.00	15.00
100-000-467007	BRCC - FITNESS CENTER	5,966.67	3,710.00	4,214.34	3,011.67	3,077.67	4,133.67	2,641.67	3,205.67	2,902.00	3,514.00	3,880.00	4,152.00
100-000-467009	BRCC - MISCELLANEOUS	139.50	481.00	217.00	312.50	316.50	195.50	230.00	220.00	51.50	540.00	869.00	784.50
100-000-468000	SHELTER HOUSE RENTAL	880.00	800.00	1,170.00	1,125.00	1,310.00	870.00	1,215.00	1,090.00	1,480.00	1,015.00	965.00	535.00
100-000-468001	CAMPING FEES	20.00	0.00	80.00	210.00	1,335.00	1,630.75	795.00	960.00	780.00	1,775.00	160.00	65.00
100-000-470000	DISPATCHING SERVICES	0.00	0.00	0.00	0.00	0.00	0.00	0.00	0.00	150,000.00	0.00	0.00	0.00
100-000-471000	AMBULANCE SERVICES	3,000.00	1,500.00	0.00	1,500.00	1,500.00	1,500.00	1,500.00	1,500.00	1,500.00	1,500.00	1,500.00	1,000.00
100-000-500000	BUILDING PERMITS	194.00	315.00	1,171.00	821.00	1,615.00	1,806.00	344.00	437.00	1,467.00	761.00	270.00	1,418.00
100-000-501000	LICENSES AND PERMITS	242.00	8.00	8.00	6.00	67.00	1,702.00	526.00	43.00	0.00	3.00	595.00	175.00
100-000-504000	LIQUOR LICENSE	625.00	0.00	0.00	0.00	500.00	0.00	0.00	0.00	0.00	0.00	0.00	0.00
100-000-505000	BUSINESS LICENSES	0.00	0.00	0.00	0.00	0.00	500.00	0.00	0.00	0.00	0.00	0.00	0.00
100-000-506000	ELECTRICAL LICENSE	625.00	0.00	0.00	0.00	5.00	100.00	0.00	0.00	0.00	0.00	0.00	160.00
100-000-507000	PLUMBER LICENSE	280.00	0.00	100.00	0.00	0.00	0.00	0.00	0.00	0.00	0.00	0.00	60.00
100-000-508000	TRASH TRUCK LICENSE	250.00	0.00	500.00	0.00	100.00	0.00	0.00	0.00	0.00	0.00	0.00	0.00
100-000-509000	PRECIOUS METALS LICENSE	50.00	0.00	0.00	0.00	0.00	0.00	0.00	0.00	0.00	0.00	0.00	0.00
100-000-511000	INVESTMENT INCOME	31,327.56	29,458.59	33,896.51	42,127.08	39,028.62	36,982.63	36,466.87	33,880.99	34,210.48	31,790.04	27,057.90	34,004.37
100-000-513000	GOLF CART/UTV PERMIT	2,275.00	750.00	1,400.00	650.00	800.00	650.00	250.00	100.00	50.00	50.00	50.00	400.00
100-000-521000	MISCELLANEOUS REVENUE	0.00	-24,412.08	0.00	271.15	26,802.58	0.00	15.40	404.75	9,391.18	0.00	0.00	70.84
100-000-521001	CASH LONG/SHORT	-186.84	38.40	234.50	342.56	102.09	247.63	-87.13	-72.11	-18.45	-1.97	-40.66	-68.79
100-000-521005	INSURANCE PROCEEDS	50,000.00	0.00	11,334.00	0.00	0.00	0.00	0.00	0.00	-50,000.00	0.00	0.00	0.00
100-000-521012	REIMBURSED EXPENSE	883.18	1,725.50	969.63	1,116.20	0.00	0.00	229.23	25,602.40	750.81	1,060.40	1,200.00	2,734.38
100-000-521016	Public Safety Reports	0.00	95.00	0.00	135.00	90.00	55.00	65.00	60.00	75.00	80.00	0.00	90.00
100-000-521026	CPR CERTIFICATION	100.00	20.00	0.00	145.00	105.00	130.00	20.00	120.00	0.00	0.00	40.00	60.00
100-000-601000	SPECIAL ASSESSMENTS	3,669.00	0.00	100.00	0.00	0.00	700.00	100.00	700.00	2,000.00	0.00	750.00	0.00
100-200-521003	DONATIONS	0.00	0.00	0.00	0.00	0.00	0.00	0.00	0.00	0.00	-80.01	0.00	-40.01
	Revenue Total:	1,533,306.24	349,741.43	470,321.28	394,034.86	346,413.56	1,036,636.12	343,609.76	359,772.15	639,875.80	319,325.17	360,541.74	307,464.10
Expense													
100-000-746500	FUEL SUSPENSE	0.00	0.00	4,337.43	0.00	0.00	0.00	0.00	0.00	0.00	0.00	0.00	0.00
100-000-750003	REFUNDS	0.00	0.00	0.00	0.00	33.11	0.00	0.00	0.00	0.00	0.00	0.00	125.00
100-000-764000	MACHINERY AND EQUIPMENT	0.00	0.00	316.95	0.00	0.00	0.00	0.00	0.00	0.00	0.00	0.00	0.00
100-100-725000	TRAVEL AND TRAINING	0.00	0.00	248.93	0.00	0.00	0.00	0.00	120.00	0.00	0.00	0.00	0.00
100-100-726000	DUES AND MEMBERSHIPS	0.00	0.00	159.64	0.00	0.00	0.00	0.00	0.00	0.00	0.00	0.00	0.00
100-100-727012	CONTRACTUAL SERVICES	60.50	1,020.00	0.00	0.00	0.00	0.00	0.00	0.00	0.00	0.00	0.00	0.00

Monthly Activity Report

		January 2025	February 2025	March 2025	April 2025	May 2025	June 2025	July 2025	August 2025	September 2025	October 2025	November 2025	December 2025
100-100-730000	CELL PHONE / IPAD	79.17	39.57	34.11	0.00	0.00	0.00	0.00	0.00	0.00	0.00	0.00	0.00
100-100-744000	OFFICE SUPPLIES	0.00	0.00	0.00	0.00	0.00	0.00	0.00	0.00	0.00	0.00	33.51	0.00
100-100-764000	MACHINERY AND EQUIPMENT	89.99	0.00	0.00	0.00	0.00	0.00	0.00	0.00	0.00	0.00	0.00	0.00
100-110-701000	FULL-TIME SALARIES	6,633.93	4,422.62	4,422.62	4,422.62	4,422.62	4,422.62	4,422.62	6,633.93	4,422.62	4,422.62	4,540.75	4,422.62
100-110-704000	HEALTH INSURANCE	535.26	535.26	535.26	535.26	535.26	535.26	535.26	535.26	338.34	474.68	472.01	472.02
100-110-705000	LIFE INSURANCE	1.44	1.43	1.42	1.42	1.42	1.43	1.43	1.42	1.43	1.43	1.43	1.43
100-110-707000	UNEMPLOYMENT INSURANCE	19.31	12.86	12.86	81.83	12.86	12.86	12.86	19.31	12.39	12.81	13.15	12.81
100-110-708000	WORK COMP	0.00	0.00	23.00	0.00	2.77	0.00	0.00	0.00	0.00	0.00	0.00	0.00
100-110-709000	K.P.E.R.S.	710.49	473.65	473.64	473.64	473.64	473.65	473.65	710.46	473.65	473.65	486.30	473.65
100-110-711000	F.I.C.A.	506.57	337.39	337.38	337.38	337.38	337.39	337.39	506.54	325.49	335.92	344.95	367.51
100-110-713000	ADMINISTRATION FEE	10.00	0.00	0.00	15.00	5.00	5.00	5.00	0.00	5.00	5.00	0.00	0.00
100-110-715000	DEFERRED COMPENSATION	0.00	0.00	0.00	0.00	0.00	0.00	0.00	0.00	0.00	0.00	0.00	2,720.00
100-110-721000	POSTAGE AND SHIPPING	0.00	0.00	0.00	0.00	0.00	14.46	0.00	0.00	0.00	0.00	0.00	0.00
100-110-725000	TRAVEL AND TRAINING	0.00	20.87	34.26	44.89	0.00	0.00	0.00	0.00	138.45	0.00	0.00	0.00
100-110-726000	DUES AND MEMBERSHIPS	200.00	0.00	300.00	0.00	0.00	0.00	52.50	0.00	0.00	52.50	0.00	1,191.33
100-110-727012	CONTRACTUAL SERVICES	21.92	0.00	0.00	85.21	0.00	0.00	0.00	0.00	0.00	0.00	0.00	0.00
100-110-730000	CELL PHONE / IPAD	79.17	39.57	34.11	0.00	0.00	0.00	0.00	0.00	0.00	0.00	0.00	0.00
100-110-744000	OFFICE SUPPLIES	16.84	0.00	44.99	0.00	0.00	73.10	31.50	0.00	0.00	0.00	0.00	0.00
100-110-748000	BOOKS AND SUBSCRIPTIONS	0.00	43.84	21.92	0.00	21.92	21.92	0.00	0.00	21.92	21.92	21.92	0.00
100-120-707000	UNEMPLOYMENT INSURANCE	0.00	0.00	0.00	9.00	0.00	0.00	0.00	0.00	0.00	0.00	0.00	0.00
100-120-708000	WORK COMP	0.00	0.00	18.00	0.00	2.37	0.00	0.00	0.00	0.00	0.00	0.00	0.00
100-120-725000	TRAVEL AND TRAINING	0.00	0.00	0.00	0.00	0.00	0.00	155.00	0.00	0.00	0.00	0.00	0.00
100-120-727001	LEGAL FEES	4,600.00	3,667.50	1,957.50	2,767.50	4,320.00	0.00	5,557.50	0.00	630.00	0.00	0.00	8,800.00
100-120-727012	CONTRACTUAL SERVICES	0.00	4,600.00	4,600.00	4,600.00	4,600.00	4,600.00	9,200.00	1,755.00	4,600.00	4,944.00	4,944.00	4,944.00
100-130-701000	FULL-TIME SALARIES	6,038.50	4,043.30	4,097.34	4,092.64	4,060.21	4,171.58	4,105.01	6,146.76	4,209.39	4,102.03	4,402.03	4,152.20
100-130-703000	OVERTIME	76.26	71.16	55.69	61.88	77.35	117.56	52.60	151.60	12.38	111.37	131.92	0.00
100-130-704000	HEALTH INSURANCE	724.30	721.83	724.79	724.81	724.29	720.34	726.32	725.30	756.83	756.84	766.58	768.19
100-130-705000	LIFE INSURANCE	4.18	4.13	4.15	4.14	4.16	4.12	4.16	4.14	4.16	4.15	4.13	4.14
100-130-707000	UNEMPLOYMENT INSURANCE	17.37	11.55	11.66	61.33	11.63	12.06	11.67	17.93	11.64	11.61	12.54	11.43
100-130-708000	WORK COMP	0.00	0.00	47.00	0.00	8.31	0.00	0.00	0.00	0.00	0.00	0.00	0.00
100-130-709000	K.P.E.R.S.	654.90	440.67	444.79	444.96	443.13	459.38	445.30	668.78	452.17	451.26	485.61	444.74
100-130-711000	F.I.C.A.	456.70	303.71	306.61	306.73	305.42	317.03	306.96	470.71	306.49	305.83	329.91	303.37
100-130-713000	ADMINISTRATION FEE	30.00	0.00	0.00	45.00	15.00	15.00	15.00	0.00	15.00	15.00	0.00	0.00
100-130-721000	POSTAGE AND SHIPPING	0.00	0.00	0.00	0.00	0.00	14.46	0.00	0.00	0.00	0.00	0.00	0.00
100-130-724000	LEGAL PUBLICATIONS	0.00	340.00	0.00	0.00	0.00	0.00	0.00	0.00	0.00	0.00	0.00	0.00
100-130-726000	DUES AND MEMBERSHIPS	0.00	0.00	370.00	0.00	0.00	0.00	0.00	0.00	0.00	0.00	0.00	0.00
100-130-727012	CONTRACTUAL SERVICES	9,532.93	8,000.00	5,000.00	27.41	10,291.04	0.00	5,219.54	5,456.28	5,242.05	5,259.40	5,000.00	5,500.00
100-130-727013	AUDITING AND ACCOUNTING	0.00	0.00	8,257.51	0.00	0.00	0.00	0.00	0.00	0.00	0.00	0.00	0.00
100-130-744000	OFFICE SUPPLIES	0.00	0.00	0.00	0.00	0.00	13.48	0.00	0.00	0.00	8.99	0.00	0.00
100-130-747000	UNIFORMS AND CLOTHING	0.00	0.00	0.00	0.00	0.00	20.00	0.00	0.00	0.00	0.00	0.00	0.00
100-130-748000	BOOKS AND SUBSCRIPTIONS	0.00	0.00	0.00	0.00	0.00	0.00	0.00	0.00	0.00	6.08	0.00	0.00
100-140-701000	FULL-TIME SALARIES	2,670.39	1,835.78	1,860.77	1,860.77	1,860.78	1,860.78	1,860.78	2,791.17	1,860.78	1,919.62	2,097.25	1,978.45

Monthly Activity Report

		January 2025	February 2025	March 2025	April 2025	May 2025	June 2025	July 2025	August 2025	September 2025	October 2025	November 2025	December 2025
100-140-704000	HEALTH INSURANCE	315.20	317.44	320.20	320.20	320.20	331.00	341.79	341.80	357.19	356.38	355.55	355.54
100-140-705000	LIFE INSURANCE	1.52	1.52	1.53	1.53	1.54	1.54	1.54	1.54	1.54	1.54	1.54	1.54
100-140-707000	UNEMPLOYMENT INSURANCE	7.48	5.06	5.12	30.06	5.12	5.12	5.12	7.84	5.14	5.30	5.82	5.47
100-140-708000	WORK COMP	0.00	0.00	34.00	0.00	5.54	0.00	0.00	0.00	0.00	0.00	0.00	0.00
100-140-709000	K.P.E.R.S.	286.01	196.61	199.30	199.29	199.30	199.30	199.30	298.95	199.30	205.59	224.60	211.88
100-140-711000	F.I.C.A.	196.90	133.03	134.85	134.85	134.86	134.86	134.86	206.02	135.16	139.68	153.27	144.59
100-140-721000	POSTAGE AND SHIPPING	0.00	0.00	0.00	0.00	0.00	14.46	0.00	0.00	0.00	0.00	0.00	0.00
100-140-725000	TRAVEL AND TRAINING	0.00	0.00	199.00	0.00	0.00	0.00	10.00	221.95	0.00	0.00	0.00	0.00
100-140-727002	ADVERTISING	0.00	0.00	0.00	0.00	0.00	60.00	0.00	60.00	0.00	0.00	0.00	0.00
100-140-727012	CONTRACTUAL SERVICES	441.00	466.98	399.00	489.70	399.00	399.00	0.00	399.00	399.00	399.00	798.00	399.00
100-140-744000	OFFICE SUPPLIES	0.00	0.00	85.47	0.00	0.00	20.55	0.00	34.48	0.00	145.92	47.97	0.00
100-140-747000	UNIFORMS AND CLOTHING	0.00	0.00	0.00	0.00	0.00	20.00	0.00	0.00	0.00	0.00	0.00	0.00
100-140-748000	BOOKS AND SUBSCRIPTIONS	0.00	0.00	0.00	0.00	0.00	0.00	0.00	0.00	0.00	6.08	0.00	0.00
100-140-750000	MISCELLANEOUS COMMODITIES	0.00	0.00	30.00	0.00	0.00	0.00	0.00	156.39	0.00	19.79	102.02	0.00
100-140-764000	MACHINERY AND EQUIPMENT	0.00	75.03	0.00	0.00	0.00	0.00	0.00	0.00	0.00	0.00	0.00	0.00
100-150-701000	FULL-TIME SALARIES	6,576.94	4,538.46	4,538.46	4,538.46	4,538.46	4,538.46	4,538.46	6,807.69	4,538.46	4,538.46	4,885.89	4,538.45
100-150-702000	PART-TIME SALARIES	668.89	436.43	474.16	504.75	510.87	473.14	496.59	703.59	495.58	500.67	556.67	482.33
100-150-704000	HEALTH INSURANCE	663.00	663.00	871.33	767.22	663.00	663.00	663.00	663.00	688.26	688.26	688.26	688.26
100-150-705000	LIFE INSURANCE	4.20	4.20	4.20	4.20	4.20	4.20	4.20	4.20	4.20	4.20	4.20	4.20
100-150-707000	UNEMPLOYMENT INSURANCE	20.80	14.13	14.25	40.01	14.37	14.25	14.32	21.57	14.70	14.71	15.84	14.57
100-150-708000	WORK COMP	0.00	0.00	20.00	0.00	2.77	0.00	0.00	0.00	0.00	0.00	0.00	0.00
100-150-709000	K.P.E.R.S.	704.38	486.06	486.06	486.06	486.06	486.06	486.06	729.09	486.06	490.43	559.09	537.71
100-150-711000	F.I.C.A.	543.33	369.60	372.49	374.84	375.30	372.42	374.21	563.62	383.27	383.66	414.52	404.93
100-150-713000	ADMINISTRATION FEE	10.00	0.00	0.00	15.00	5.00	5.00	5.00	0.00	5.00	5.00	0.00	0.00
100-150-721000	POSTAGE AND SHIPPING	0.00	0.00	0.00	0.00	0.00	14.46	0.00	0.00	0.00	0.00	0.00	0.00
100-150-725000	TRAVEL AND TRAINING	0.00	0.00	886.04	0.00	4.78	150.00	0.00	0.00	0.00	0.00	4.94	0.00
100-150-726000	DUES AND MEMBERSHIPS	200.00	0.00	570.00	0.00	0.99	0.99	0.00	0.00	0.00	0.00	125.00	0.00
100-150-727012	CONTRACTUAL SERVICES	384.00	0.00	0.00	63.32	63.29	56.02	0.00	0.00	0.00	0.00	0.00	0.00
100-150-730000	CELL PHONE / IPAD	158.30	79.12	68.20	0.00	0.00	0.00	0.00	0.00	0.00	-292.29	0.00	0.00
100-150-744000	OFFICE SUPPLIES	240.91	0.00	107.15	0.00	0.00	157.45	0.00	42.87	0.00	347.04	15.30	249.95
100-150-747000	UNIFORMS AND CLOTHING	38.00	0.00	0.00	0.00	0.00	20.00	0.00	0.00	0.00	0.00	0.00	0.00
100-150-748000	BOOKS AND SUBSCRIPTIONS	0.00	0.00	0.00	0.00	0.00	70.16	0.00	0.00	0.00	0.00	129.22	0.00
100-150-750000	MISCELLANEOUS COMMODITIES	0.00	82.54	0.00	0.00	0.00	0.00	0.00	0.00	0.00	0.00	0.00	0.00
100-160-701000	FULL-TIME SALARIES	12,532.28	10,788.07	10,838.08	-34,158.43	10,838.08	10,838.08	10,838.08	16,257.12	-48,771.36	0.00	0.00	0.00
100-160-704000	HEALTH INSURANCE	1,177.50	1,615.00	1,615.00	-4,407.50	1,615.00	1,615.00	1,615.00	1,615.00	-6,460.00	0.00	0.00	0.00
100-160-705000	LIFE INSURANCE	4.20	4.20	4.20	-12.60	4.20	4.20	4.20	4.20	-16.80	0.00	0.00	0.00
100-160-707000	UNEMPLOYMENT INSURANCE	35.32	29.78	29.92	-41.14	29.92	29.92	29.92	45.71	-189.35	0.00	0.00	0.00
100-160-709000	K.P.E.R.S.	1,342.19	1,155.40	1,160.76	-3,658.35	1,160.76	1,160.76	1,160.76	1,741.14	-5,223.42	0.00	0.00	0.00
100-160-711000	F.I.C.A.	928.86	784.27	788.10	-2,501.23	788.10	788.10	788.10	1,202.66	-3,566.96	0.00	0.00	0.00
100-160-724000	LEGAL PUBLICATIONS	25.50	0.00	646.00	-671.50	0.00	0.00	1,258.00	0.00	-1,258.00	0.00	0.00	0.00
100-160-725000	TRAVEL AND TRAINING	0.00	368.29	138.67	-506.96	0.00	77.31	0.00	50.01	-127.32	0.00	0.00	0.00
100-160-726000	DUES AND MEMBERSHIPS	0.00	0.00	120.00	-120.00	0.00	75.00	0.00	0.00	-75.00	0.00	0.00	0.00

Monthly Activity Report

		January 2025	February 2025	March 2025	April 2025	May 2025	June 2025	July 2025	August 2025	September 2025	October 2025	November 2025	December 2025
100-160-727002	ADVERTISING	0.00	300.00	0.00	-300.00	0.00	0.00	0.00	0.00	0.00	0.00	0.00	0.00
100-160-727012	CONTRACTUAL SERVICES	42.00	0.00	0.00	-42.00	25,000.00	55.99	0.00	0.00	-25,055.99	0.00	0.00	0.00
100-160-744000	OFFICE SUPPLIES	48.66	0.00	0.00	-48.66	220.89	276.49	31.06	0.00	-528.44	0.00	0.00	0.00
100-160-747000	UNIFORMS AND CLOTHING	76.11	0.00	0.00	-76.11	0.00	0.00	0.00	0.00	0.00	0.00	0.00	0.00
100-160-748000	BOOKS AND SUBSCRIPTIONS	0.00	0.00	0.00	0.00	0.00	0.00	61.23	26.91	-88.14	0.00	0.00	0.00
100-160-750000	MISCELLANEOUS COMMODITIES	0.00	0.00	0.00	0.00	15.28	0.00	0.00	0.00	-15.28	0.00	0.00	0.00
100-160-761000	LAND	0.00	0.00	0.00	0.00	0.00	0.00	0.00	0.00	0.00	0.00	15,993.78	0.00
100-170-702000	PART-TIME SALARIES	6,625.86	4,441.24	4,457.96	4,441.24	4,441.24	4,474.68	4,725.48	7,689.86	5,523.24	5,523.24	6,070.23	5,489.24
100-170-703000	OVERTIME	0.00	0.00	0.00	0.00	0.00	0.00	0.00	0.00	0.00	0.00	25.50	0.00
100-170-704000	HEALTH INSURANCE	0.00	0.00	0.00	0.00	0.00	0.00	0.00	0.00	688.26	688.26	688.26	688.26
100-170-705000	LIFE INSURANCE	0.00	0.00	0.00	0.00	0.00	0.00	0.00	4.20	4.20	4.20	4.20	4.20
100-170-707000	UNEMPLOYMENT INSURANCE	20.56	13.78	13.83	32.44	13.78	13.89	14.66	23.20	16.24	16.24	17.95	16.14
100-170-708000	WORK COMP	0.00	0.00	61.00	0.00	11.09	0.00	0.00	0.00	0.00	0.00	0.00	0.00
100-170-709000	K.P.E.R.S.	0.00	0.00	0.00	0.00	0.00	0.00	0.00	378.71	294.96	294.96	333.08	291.32
100-170-711000	F.I.C.A.	506.86	339.74	341.02	339.74	339.74	342.31	361.50	588.27	413.02	413.02	456.81	412.20
100-170-721000	POSTAGE AND SHIPPING	0.00	0.00	0.00	0.00	0.00	14.46	0.00	0.00	0.00	0.00	0.00	0.00
100-170-725000	TRAVEL AND TRAINING	0.00	0.00	0.00	50.14	0.00	0.00	0.00	0.00	0.00	0.00	0.00	0.00
100-170-726000	DUES AND MEMBERSHIPS	0.00	50.00	0.00	0.00	25.00	0.00	0.00	0.00	0.00	0.00	0.00	0.00
100-170-727001	LEGAL FEES	0.00	0.00	0.00	1,000.00	0.00	1,800.00	0.00	0.00	0.00	0.00	0.00	0.00
100-170-727012	CONTRACTUAL SERVICES	0.00	0.00	4,918.80	2,827.41	0.00	1,818.12	0.00	197.97	400.00	0.00	0.00	0.00
100-170-744000	OFFICE SUPPLIES	46.23	28.86	0.00	0.00	0.00	0.00	0.00	0.00	27.56	80.37	0.00	0.00
100-170-750003	REFUNDS	390.00	0.00	0.00	0.00	0.00	0.00	0.00	550.00	-100.00	0.00	0.00	0.00
100-180-727012	CONTRACTUAL SERVICES	400.16	400.16	400.16	400.16	400.16	400.16	400.16	739.59	400.16	400.16	2,070.16	400.16
100-180-727018	SOFTWARE MAINTENANCE	0.00	0.00	18,122.75	0.00	0.00	0.00	0.00	0.00	0.00	0.00	0.00	0.00
100-180-727023	WEB SITE	0.00	0.00	0.00	0.00	0.00	0.00	0.00	398.96	2,536.93	0.00	0.00	0.00
100-180-730000	CELL PHONE / IPAD	158.34	79.14	68.22	0.00	0.00	0.00	0.00	0.00	0.00	0.00	0.00	0.00
100-180-743000	OPERATING SUPPLIES	0.00	0.00	0.00	0.00	0.00	0.00	0.00	148.99	0.00	0.00	0.00	0.00
100-180-744000	OFFICE SUPPLIES	0.00	0.00	0.00	0.00	0.00	0.00	0.00	234.81	1,800.00	0.00	0.00	0.00
100-180-764000	MACHINERY AND EQUIPMENT	0.00	0.00	0.00	0.00	0.00	0.00	0.00	0.00	0.00	0.00	0.00	161.42
100-190-708000	WORK COMP	0.00	0.00	232.00	0.00	46.01	0.00	0.00	0.00	0.00	0.00	0.00	0.00
100-190-713000	ADMINISTRATION FEE	15.90	0.00	12.87	0.00	0.00	0.00	0.00	0.00	0.00	0.00	0.00	0.00
100-190-721000	POSTAGE AND SHIPPING	0.00	100.00	333.33	0.00	333.33	0.00	333.33	9,600.00	0.00	0.00	2,050.00	0.00
100-190-722000	INSURANCE	0.00	0.00	0.00	0.00	125,851.33	0.00	0.00	0.00	0.00	0.00	0.00	0.00
100-190-723001	UTILITY - GAS	39.81	0.00	85.16	521.03	217.99	249.51	9.44	14.80	94.02	30.74	0.00	17.65
100-190-723002	UTILITY - ELECTRIC	10,328.47	0.00	19,748.09	10,265.79	8,963.01	18,114.56	10,105.18	0.00	20,550.61	2,037.25	0.00	27,779.11
100-190-723003	UTILITY - CABLE	0.00	0.00	0.00	61.45	0.00	0.00	0.00	0.00	0.00	0.00	0.00	0.00
100-190-723004	UTILITY - TELEPHONE	854.59	0.00	1,711.38	920.76	0.00	2,700.64	0.00	1,721.41	0.00	3,024.85	0.00	866.52
100-190-724000	LEGAL PUBLICATIONS	459.00	0.00	0.00	0.00	74.00	3,200.00	203.50	370.00	351.50	1,184.00	37.00	3,870.63
100-190-725000	TRAVEL AND TRAINING	0.00	115.46	0.00	0.00	0.00	0.00	0.00	0.00	0.00	0.00	0.00	0.00
100-190-726000	DUES AND MEMBERSHIPS	316.66	215.98	0.00	77.65	0.00	198.00	0.00	0.00	0.00	0.00	0.00	100.00
100-190-727002	ADVERTISING	185.80	0.00	23.33	0.00	0.00	0.00	175.00	0.00	28.33	295.00	0.00	0.00
100-190-727004	MAINTENANCE AGREEMENT	432.24	0.00	0.00	0.00	326.79	0.00	0.00	0.00	0.00	134.96	0.00	0.00

Monthly Activity Report

	January 2025	February 2025	March 2025	April 2025	May 2025	June 2025	July 2025	August 2025	September 2025	October 2025	November 2025	December 2025	
100-190-727005	TRASH / RECYCLING	52.68	10.60	67.02	24.54	0.00	22.34	30.14	22.34	28.94	29.94	22.34	22.34
100-190-727011	BANK / CREDIT CARD FEES	221.30	200.30	229.90	225.80	0.00	213.74	218.26	232.46	965.42	207.52	204.20	197.46
100-190-727012	CONTRACTUAL SERVICES	829.72	74.00	1,813.75	901.20	14.00	4,298.20	509.79	2,708.22	0.00	2,309.55	573.83	821.00
100-190-727016	LICENSE / PERMIT	547.50	0.00	0.00	0.00	0.00	0.00	0.00	0.00	0.00	0.00	0.00	0.00
100-190-731000	DOWNTOWN FORT SCOTT	4,826.67	21,643.89	0.00	0.00	0.00	0.00	0.00	0.00	0.00	0.00	0.00	0.00
100-190-741000	BUILDING MAINTENANCE	0.00	107.94	28.99	0.00	0.00	2.18	0.00	5.48	138.94	48.93	0.00	0.00
100-190-742000	EQUIPMENT / VEHICLE MAINTENANCE	61.75	0.00	161.00	0.00	0.00	0.00	0.00	0.00	0.00	0.00	0.00	0.00
100-190-744000	OFFICE SUPPLIES	296.52	55.13	130.65	163.79	496.10	17.60	0.00	154.81	40.92	296.37	0.00	8.62
100-190-745000	JANITORIAL SUPPLIES	239.97	63.31	189.99	126.66	152.18	116.53	229.58	102.63	133.06	177.43	116.53	183.06
100-190-748000	BOOKS AND SUBSCRIPTIONS	11.66	36.66	77.65	0.00	0.00	188.46	65.99	0.00	0.00	0.00	100.00	0.00
100-190-750000	MISCELLANEOUS COMMODITIES	108,369.28	285.89	49.67	1,140.00	584.85	2,987.65	64.95	1,224.99	-98,000.00	0.00	1,228.43	24.17
100-190-750001	PENALTIES	770.81	0.00	0.00	0.00	0.00	0.00	669.36	1,122.62	123.56	0.00	9,925.86	747.39
100-190-750004	FIRST AID	0.00	0.00	306.00	0.00	0.00	403.74	330.00	0.00	142.50	0.00	26.98	0.00
100-190-764000	MACHINERY AND EQUIPMENT	0.00	0.00	0.00	0.00	0.00	1,825.48	0.00	67.62	0.00	0.00	106.10	0.00
100-200-701000	FULL-TIME SALARIES	133,075.77	79,345.16	80,976.28	81,676.58	85,130.11	82,913.92	84,104.74	127,032.10	87,795.27	106,579.54	93,649.11	85,148.57
100-200-702000	PART-TIME SALARIES	581.25	500.00	500.00	500.00	306.25	275.00	50.00	150.00	150.00	2,143.75	4,157.00	4,092.50
100-200-703000	OVERTIME	6,980.94	5,854.13	8,472.31	8,278.31	10,909.30	10,858.16	7,238.41	9,784.75	6,716.13	4,309.41	7,768.97	3,670.91
100-200-704000	HEALTH INSURANCE	13,987.90	13,068.50	14,360.50	14,309.00	14,666.50	13,897.80	13,986.30	14,667.30	15,911.18	15,809.64	15,814.14	14,795.67
100-200-705000	LIFE INSURANCE	88.20	79.80	84.00	86.10	88.20	84.00	81.90	84.00	92.40	88.20	88.20	81.90
100-200-707000	UNEMPLOYMENT INSURANCE	393.34	234.98	245.94	648.73	263.89	257.26	250.54	381.85	259.17	313.71	288.40	253.31
100-200-708000	WORK COMP	0.00	0.00	16,116.00	0.00	3,374.96	0.00	0.00	0.00	0.00	0.00	0.00	0.00
100-200-709000	K.P.E.R.S.	608.92	411.86	412.51	417.02	412.83	412.19	400.21	614.04	474.98	445.32	462.09	419.59
100-200-710000	K. P. & F.	31,912.21	20,069.92	21,116.76	21,231.29	22,642.41	22,148.49	20,711.55	31,495.22	25,737.27	21,512.49	23,908.23	20,256.45
100-200-711000	F.I.C.A.	2,368.62	1,465.90	1,492.79	1,517.88	1,586.89	1,551.49	1,482.06	2,284.30	1,582.65	1,948.80	1,975.28	1,740.87
100-200-712000	SHORT TERM DISABILITY	30.00	30.00	30.00	30.00	30.00	30.00	30.00	30.00	0.00	0.00	0.00	0.00
100-200-713000	ADMINISTRATION FEE	210.00	0.00	0.00	315.00	105.00	105.00	124.23	0.00	105.00	105.00	0.00	0.00
100-200-721000	POSTAGE AND SHIPPING	0.00	0.00	0.00	5.35	38.12	14.46	0.00	0.00	0.00	33.63	0.00	0.00
100-200-723002	UTILITY - ELECTRIC	237.99	0.00	497.40	216.59	200.05	204.66	269.44	0.00	673.39	476.33	0.00	228.47
100-200-723004	UTILITY - TELEPHONE	0.00	0.00	0.00	0.00	0.00	1,427.30	1,653.26	0.00	0.00	0.00	0.00	0.00
100-200-725000	TRAVEL AND TRAINING	48.04	1,431.51	525.15	272.36	179.34	156.99	1,010.32	821.00	57.86	1,805.88	506.62	0.00
100-200-726000	DUES AND MEMBERSHIPS	103.50	9.15	107.23	159.15	43.30	75.00	570.00	0.00	0.00	75.00	0.00	0.00
100-200-727000	PRISONER CARE	0.00	0.00	3,179.80	200.00	0.00	0.00	377.78	0.00	0.00	0.00	5,866.95	0.00
100-200-727002	ADVERTISING	0.00	0.00	0.00	0.00	0.00	60.00	0.00	0.00	65.00	0.00	0.00	0.00
100-200-727004	MAINTENANCE AGREEMENT	0.00	0.00	0.00	45.24	29,858.28	0.00	327.37	104.55	0.00	84.90	63.77	140.91
100-200-727011	BANK / CREDIT CARD FEES	0.00	0.00	0.00	0.00	1.30	0.00	0.00	0.00	0.00	0.00	0.00	0.00
100-200-727012	CONTRACTUAL SERVICES	15,347.81	3,623.92	2,349.98	1,767.47	167.48	2,609.38	26,417.21	4,474.98	2,989.87	3,490.08	2,244.08	16,636.56
100-200-727016	LICENSE / PERMIT	0.00	70.97	0.00	0.00	52.25	0.00	18.27	0.00	0.00	0.00	53.55	0.00
100-200-730000	CELL PHONE / IPAD	1,291.80	633.05	661.50	0.00	0.00	0.00	0.00	218.14	417.02	471.30	471.32	411.26
100-200-741000	BUILDING MAINTENANCE	45.80	97.85	0.00	0.00	474.98	0.00	0.00	9,806.67	0.00	109.29	0.00	360.99
100-200-742000	EQUIPMENT / VEHICLE MAINTENANCE	1,912.50	3,498.24	2,174.22	1,146.22	1,712.50	637.66	13,774.53	3,006.06	2,788.51	898.81	1,996.97	1,862.03
100-200-743000	OPERATING SUPPLIES	102.48	0.00	457.37	335.07	432.47	0.00	229.48	254.93	287.74	1,014.32	-453.97	90.89
100-200-744000	OFFICE SUPPLIES	213.92	134.16	99.73	265.45	292.15	278.05	213.35	142.95	130.80	716.22	198.44	0.00

Monthly Activity Report

	January 2025	February 2025	March 2025	April 2025	May 2025	June 2025	July 2025	August 2025	September 2025	October 2025	November 2025	December 2025	
100-200-745000	JANITORIAL SUPPLIES	309.11	50.01	223.00	123.98	135.74	173.00	275.40	198.14	100.00	173.00	135.74	223.00
100-200-746000	GAS AND OIL	0.00	7,578.96	0.00	1,063.28	0.00	0.00	7,831.19	0.00	7,571.03	0.00	0.00	0.00
100-200-747000	UNIFORMS AND CLOTHING	3,879.82	197.63	943.85	685.76	1,403.15	0.00	1,831.64	150.00	313.74	1,708.32	0.00	0.00
100-200-748000	BOOKS AND SUBSCRIPTIONS	400.61	0.00	0.00	0.00	0.00	95.00	187.45	9.15	0.00	6.08	436.47	0.00
100-200-750000	MISCELLANEOUS COMMODITIES	329.76	55.43	189.80	0.00	101.67	106.05	14.43	131.59	995.90	0.00	67.97	0.00
100-200-754000	FIRE ARM & SUPPLIES	4,560.00	55.26	23.35	0.00	0.00	482.25	168.16	1,500.00	160.00	0.00	2,735.88	0.00
100-200-764000	MACHINERY AND EQUIPMENT	0.00	0.00	0.00	0.00	22.37	0.00	47.90	0.00	-70.27	294.00	16.99	0.00
100-210-701000	FULL-TIME SALARIES	102,615.08	67,754.81	65,650.14	66,422.09	65,661.01	68,178.28	66,609.03	97,322.70	66,722.19	65,856.82	73,322.72	67,156.79
100-210-702000	PART-TIME SALARIES	915.84	0.00	896.76	1,268.54	1,000.14	447.34	664.17	305.28	44.86	314.03	1,024.34	0.00
100-210-703000	OVERTIME	8,229.85	6,055.91	4,813.62	5,804.87	5,756.60	5,738.23	5,340.42	9,281.26	5,074.49	9,389.74	5,054.86	7,598.88
100-210-704000	HEALTH INSURANCE	11,222.90	12,101.00	14,844.00	13,477.00	12,092.00	12,096.30	11,764.80	10,558.30	9,896.12	10,495.32	11,428.32	10,794.56
100-210-705000	LIFE INSURANCE	63.00	67.20	67.20	67.20	67.20	67.20	65.10	65.10	71.40	71.40	71.40	71.40
100-210-706000	AFLAC	30.00	30.00	30.00	30.00	30.00	30.00	30.00	30.00	0.00	0.00	0.00	0.00
100-210-707000	UNEMPLOYMENT INSURANCE	308.64	198.00	191.02	527.85	194.06	199.53	194.69	294.62	195.36	205.47	215.97	202.35
100-210-708000	WORK COMP	0.00	0.00	18,837.00	0.00	3,932.10	0.00	0.00	0.00	0.00	0.00	0.00	0.00
100-210-710000	K. P. & F.	26,772.04	18,021.28	17,383.39	17,818.39	17,618.74	18,235.20	17,651.89	25,778.59	18,164.34	18,563.32	19,238.24	18,442.22
100-210-711000	F.I.C.A.	1,556.09	1,049.00	1,022.02	1,076.02	1,043.78	1,037.68	1,026.10	1,505.34	1,011.68	1,058.60	1,181.30	1,023.83
100-210-713000	ADMINISTRATION FEE	140.00	0.00	0.00	210.00	70.00	70.00	89.23	0.00	70.00	70.00	0.00	0.00
100-210-721000	POSTAGE AND SHIPPING	0.00	0.00	158.85	109.89	0.00	0.00	0.00	31.24	0.00	0.00	0.00	0.00
100-210-723001	UTILITY - GAS	802.83	0.00	1,254.69	845.97	0.00	2,318.34	222.02	215.65	204.20	355.25	0.00	396.07
100-210-723002	UTILITY - ELECTRIC	1,070.52	0.00	2,530.70	959.14	771.71	867.95	1,181.29	0.00	2,914.41	2,191.69	0.00	902.93
100-210-723004	UTILITY - TELEPHONE	0.00	0.00	0.00	0.00	0.00	0.00	0.00	120.12	0.00	0.00	0.00	0.00
100-210-724000	LEGAL PUBLICATIONS	0.00	0.00	0.00	0.00	0.00	0.00	0.00	0.00	0.00	222.00	0.00	-222.00
100-210-725000	TRAVEL AND TRAINING	263.11	0.00	4,755.90	2,229.26	161.14	143.97	298.97	471.20	4,347.41	0.00	561.86	0.00
100-210-726000	DUES AND MEMBERSHIPS	0.00	9.15	307.23	9.15	0.00	145.00	52.50	0.00	0.00	252.50	35.00	0.00
100-210-727002	ADVERTISING	0.00	0.00	0.00	0.00	0.00	0.00	0.00	0.00	0.00	0.00	0.00	10.00
100-210-727004	MAINTENANCE AGREEMENT	0.00	0.00	0.00	45.24	50.21	2,984.00	0.00	104.56	0.00	84.89	63.76	-2,984.00
100-210-727005	TRASH / RECYCLING	278.00	0.00	417.00	139.00	0.00	139.00	139.00	139.00	139.00	139.00	139.00	139.00
100-210-727012	CONTRACTUAL SERVICES	351.15	95.00	588.64	267.41	16,734.11	3,504.74	917.98	467.50	141.28	286.25	0.00	1,161.92
100-210-727016	LICENSE / PERMIT	132.00	0.00	0.00	0.00	0.00	0.00	0.00	50.00	0.00	0.00	110.00	0.00
100-210-727024	MEDICAL EVALUATIONS	0.00	0.00	0.00	0.00	0.00	0.00	5,950.00	0.00	0.00	0.00	0.00	0.00
100-210-730000	CELL PHONE / IPAD	237.45	118.68	102.32	0.00	168.18	0.00	0.00	60.06	60.06	60.06	45.54	318.90
100-210-741000	BUILDING MAINTENANCE	370.00	0.00	1,070.58	39.88	0.00	189.51	17.44	126.66	0.00	275.03	0.00	1,347.00
100-210-742000	EQUIPMENT / VEHICLE MAINTENANCE	1,598.67	2,170.06	4,627.66	1,332.21	3,763.66	549.66	3,345.69	1,091.52	1,547.50	154.97	2,557.44	309.52
100-210-743000	OPERATING SUPPLIES	0.00	0.00	0.00	11.45	94.64	20.47	318.50	0.00	0.00	75.51	0.00	0.00
100-210-744000	OFFICE SUPPLIES	0.00	150.00	20.88	0.00	0.00	0.00	0.00	0.00	0.00	0.00	117.00	0.00
100-210-745000	JANITORIAL SUPPLIES	316.95	0.00	317.27	0.00	573.26	0.00	319.34	628.77	0.00	363.83	0.00	0.00
100-210-746000	GAS AND OIL	50.20	3,339.05	468.12	2,052.96	247.59	255.83	3,171.71	256.18	3,071.83	463.30	568.42	0.00
100-210-747000	UNIFORMS AND CLOTHING	1,568.01	948.71	1,844.15	134.88	2,176.45	130.50	890.14	296.45	0.00	137.44	301.95	0.00
100-210-748000	BOOKS AND SUBSCRIPTIONS	444.45	21.92	145.76	173.83	43.84	84.01	209.32	52.99	21.92	49.92	43.84	0.00
100-210-750000	MISCELLANEOUS COMMODITIES	23.93	355.03	350.28	346.65	155.82	951.92	75.03	182.02	69.28	5,597.23	170.04	0.00
100-210-750004	FIRST AID	0.00	0.00	0.00	0.00	0.00	165.00	-165.00	0.00	0.00	0.00	0.00	0.00

Monthly Activity Report

	January 2025	February 2025	March 2025	April 2025	May 2025	June 2025	July 2025	August 2025	September 2025	October 2025	November 2025	December 2025	
100-210-763000	IMPROVEMENTS	0.00	0.00	45.57	0.00	0.00	0.00	0.00	-45.57	0.00	0.00	0.00	
100-210-764000	MACHINERY AND EQUIPMENT	1,149.64	164.27	2,948.35	0.00	1,827.13	2,587.64	105.50	1,399.98	-10,182.51	32.28	1,309.22	2,104.00
100-220-701000	FULL-TIME SALARIES	43,088.29	30,434.60	26,379.48	25,992.57	25,676.19	27,937.52	29,391.68	41,272.46	28,695.93	33,363.29	28,747.32	27,769.05
100-220-703000	OVERTIME	7,769.22	7,186.66	4,620.18	3,113.43	3,856.62	3,941.89	2,831.91	7,357.37	3,425.34	5,332.33	3,611.71	2,839.91
100-220-704000	HEALTH INSURANCE	6,306.00	7,181.00	6,441.00	6,441.00	6,441.00	6,441.00	6,441.00	6,441.00	6,470.44	6,135.52	5,112.34	6,452.02
100-220-705000	LIFE INSURANCE	29.40	33.60	29.40	29.40	29.40	29.40	29.40	29.40	37.80	35.70	29.40	36.60
100-220-707000	UNEMPLOYMENT INSURANCE	142.74	103.00	84.06	251.25	79.72	86.80	87.84	135.98	87.14	107.59	88.50	82.53
100-220-708000	WORK COMP	0.00	0.00	250.00	0.00	49.89	0.00	0.00	0.00	0.00	0.00	0.00	0.00
100-220-709000	K.P.E.R.S.	5,116.89	3,826.71	3,143.83	2,997.03	3,037.44	3,148.30	3,166.12	4,719.63	4,814.14	3,501.73	3,465.63	3,278.22
100-220-711000	F.I.C.A.	3,741.11	2,706.02	2,209.71	2,064.85	2,097.47	2,277.00	2,303.30	3,558.34	2,297.93	2,804.98	2,332.15	2,203.84
100-220-713000	ADMINISTRATION FEE	80.00	0.00	0.00	120.00	40.00	40.00	40.00	0.00	40.00	40.00	0.00	0.00
100-220-723004	UTILITY - TELEPHONE	65.85	0.00	988.21	0.00	300.55	0.00	102.84	0.00	0.00	0.00	0.00	0.00
100-220-725000	TRAVEL AND TRAINING	0.00	0.00	515.00	0.00	188.00	2,050.68	0.00	0.00	563.05	416.96	193.12	0.00
100-220-726000	DUES AND MEMBERSHIPS	391.00	0.00	0.00	0.00	0.00	0.00	0.00	0.00	0.00	0.00	0.00	0.00
100-220-727004	MAINTENANCE AGREEMENT	19.90	0.00	0.00	22.66	157.35	30.07	0.00	0.00	0.00	120.40	0.00	2,984.00
100-220-727012	CONTRACTUAL SERVICES	417.00	2.75	15.00	35.31	5,800.55	0.00	0.00	0.00	0.00	0.00	0.00	30.00
100-220-730000	CELL PHONE / IPAD	0.00	0.00	131.70	0.00	0.00	0.00	0.00	205.68	0.00	102.88	0.00	411.55
100-220-741000	BUILDING MAINTENANCE	0.00	0.00	0.00	0.00	0.00	0.00	0.00	100.00	0.00	145.10	883.71	34.99
100-220-742000	EQUIPMENT / VEHICLE MAINTENANCE	0.00	0.00	0.00	4,739.00	1,939.90	0.00	0.00	130.00	0.00	0.00	0.00	0.00
100-220-743000	OPERATING SUPPLIES	0.00	0.00	0.00	196.00	0.00	0.00	0.00	0.00	0.00	0.00	0.00	0.00
100-220-744000	OFFICE SUPPLIES	49.99	150.00	0.00	49.97	197.71	0.00	125.31	329.70	133.67	49.97	0.00	0.00
100-220-745000	JANITORIAL SUPPLIES	0.00	0.00	0.00	0.00	0.00	0.00	88.50	0.00	0.00	0.00	0.00	0.00
100-220-748000	BOOKS AND SUBSCRIPTIONS	0.00	0.00	0.00	0.00	0.00	0.00	0.00	0.00	0.00	6.10	0.00	0.00
100-220-764000	MACHINERY AND EQUIPMENT	869.91	258.35	0.00	0.00	3,383.82	98.67	648.42	369.98	3,757.89	863.72	5,258.43	0.00
100-230-701000	FULL-TIME SALARIES	4,332.30	2,926.00	2,926.00	2,926.00	2,926.00	2,926.00	2,926.00	4,389.00	2,926.00	2,926.00	3,299.77	2,926.00
100-230-704000	HEALTH INSURANCE	740.00	740.00	740.00	740.00	740.00	740.00	740.00	740.00	669.84	669.84	669.84	669.84
100-230-705000	LIFE INSURANCE	4.20	4.20	4.20	4.20	4.20	4.20	4.20	4.20	4.20	4.20	4.20	4.20
100-230-707000	UNEMPLOYMENT INSURANCE	12.48	8.38	8.38	28.06	8.38	8.38	8.38	12.64	8.36	8.36	9.45	8.36
100-230-708000	WORK COMP	0.00	0.00	288.00	0.00	57.55	0.00	0.00	0.00	0.00	0.00	0.00	0.00
100-230-709000	K.P.E.R.S.	463.99	313.38	313.38	313.38	313.38	313.38	313.38	470.07	313.38	313.38	353.41	313.38
100-230-711000	F.I.C.A.	327.93	220.34	220.34	220.34	220.34	220.34	220.34	332.26	219.66	219.66	248.25	242.40
100-230-713000	ADMINISTRATION FEE	10.00	0.00	0.00	15.00	5.00	5.00	24.23	0.00	5.00	5.00	0.00	0.00
100-230-723001	UTILITY - GAS	374.23	0.00	477.39	314.66	0.00	1,183.10	101.82	95.10	93.32	197.71	0.00	230.76
100-230-723004	UTILITY - TELEPHONE	0.00	0.00	0.00	0.00	0.00	21.33	76.98	0.00	0.00	0.00	0.00	0.00
100-230-725000	TRAVEL AND TRAINING	0.00	0.00	727.53	0.00	0.00	0.00	0.00	0.00	0.00	0.00	0.00	0.00
100-230-726000	DUES AND MEMBERSHIPS	400.61	9.15	17.23	9.15	0.00	0.00	187.45	9.15	0.00	0.00	0.00	0.00
100-230-727001	LEGAL FEES	0.00	0.00	0.00	0.00	0.00	0.00	0.00	31,656.80	0.00	7,329.40	0.00	36,654.53
100-230-727012	CONTRACTUAL SERVICES	9.15	0.00	0.00	107.41	0.00	117.83	0.00	539.13	296.36	0.00	127.29	0.00
100-230-727016	LICENSE / PERMIT	0.00	0.00	0.00	0.00	0.00	0.00	0.00	335.00	0.00	0.00	0.00	0.00
100-230-730000	CELL PHONE / IPAD	158.32	79.13	68.22	0.00	0.00	0.00	0.00	38.49	38.51	38.52	38.52	38.52
100-230-741000	BUILDING MAINTENANCE	0.00	0.00	9.09	0.00	230.00	5,010.45	0.00	0.00	0.00	0.00	0.00	0.00
100-230-742000	EQUIPMENT / VEHICLE MAINTENANCE	9.50	0.00	0.00	0.00	0.00	0.00	14.85	0.00	8.50	39.62	0.00	0.00

Monthly Activity Report

	January 2025	February 2025	March 2025	April 2025	May 2025	June 2025	July 2025	August 2025	September 2025	October 2025	November 2025	December 2025
100-230-743000	OPERATING SUPPLIES	0.00	174.55	0.00	0.00	0.00	0.00	0.00	0.00	0.00	0.00	0.00
100-230-745000	JANITORIAL SUPPLIES	0.00	22.97	19.74	0.00	0.00	58.94	0.00	0.00	0.00	0.00	0.00
100-230-746000	GAS AND OIL	0.00	216.54	0.00	30.38	0.00	0.00	223.75	0.00	216.31	0.00	0.00
100-230-750000	MISCELLANEOUS COMMODITIES	0.00	0.00	0.00	80.00	0.00	0.00	0.00	93.95	0.00	0.00	0.00
100-240-701000	FULL-TIME SALARIES	10,013.25	6,608.47	6,990.47	7,153.98	7,153.98	7,158.35	7,222.98	10,730.97	7,165.48	7,153.98	7,875.58
100-240-702000	PART-TIME SALARIES	668.89	436.43	474.16	504.75	510.87	473.14	496.59	703.59	495.58	500.67	556.67
100-240-703000	OVERTIME	7.35	170.37	0.00	0.00	0.00	0.00	0.00	310.50	629.63	0.00	103.50
100-240-704000	HEALTH INSURANCE	1,538.00	1,538.00	1,538.00	1,538.00	1,538.00	1,538.00	1,538.00	1,538.00	1,347.02	1,640.42	1,610.92
100-240-705000	LIFE INSURANCE	6.94	6.94	6.94	6.94	6.94	6.94	6.94	6.94	6.94	6.94	6.94
100-240-707000	UNEMPLOYMENT INSURANCE	30.13	19.95	20.69	58.24	21.29	21.18	21.44	33.20	23.84	20.43	22.79
100-240-708000	WORK COMP	0.00	0.00	2,594.00	0.00	529.79	0.00	0.00	0.00	0.00	0.00	0.00
100-240-709000	K.P.E.R.S.	1,073.21	726.02	748.67	766.18	766.18	766.65	773.57	1,182.53	834.85	770.55	879.28
100-240-711000	F.I.C.A.	789.31	523.53	542.62	557.46	557.92	555.38	562.11	870.06	624.12	537.05	600.12
100-240-713000	ADMINISTRATION FEE	20.00	0.00	0.00	30.00	10.00	10.00	29.23	0.00	10.00	10.00	0.00
100-240-721000	POSTAGE AND SHIPPING	0.00	0.00	0.00	0.00	0.00	14.46	0.00	0.00	0.00	0.00	0.00
100-240-723004	UTILITY - TELEPHONE	0.00	0.00	0.00	0.00	0.00	0.00	234.04	0.00	0.00	0.00	0.00
100-240-724000	LEGAL PUBLICATIONS	204.00	0.00	1,445.00	3,034.25	129.50	0.00	333.00	3,774.00	906.50	2,839.75	18.50
100-240-725000	TRAVEL AND TRAINING	0.00	0.00	35.00	0.00	0.00	0.00	0.00	0.00	0.00	0.00	0.00
100-240-726000	DUES AND MEMBERSHIPS	0.00	9.15	107.23	9.15	0.00	0.00	0.00	0.00	0.00	0.00	0.00
100-240-727001	LEGAL FEES	0.00	0.00	5,000.00	0.00	0.00	0.00	0.00	0.00	0.00	0.00	216.00
100-240-727004	MAINTENANCE AGREEMENT	432.25	0.00	0.00	0.00	326.80	0.00	0.00	0.00	0.00	0.00	0.00
100-240-727005	TRASH / RECYCLING	0.00	0.00	0.00	486.86	0.00	3,395.08	0.00	0.00	0.00	0.00	0.00
100-240-727008	MOWING - CITY PROPERTY	0.00	0.00	0.00	228.00	683.99	228.00	770.00	778.00	899.00	228.00	228.00
100-240-727010	MOWING - ASSESSMENT PROPERTY	0.00	0.00	400.00	0.00	2,002.02	1,284.02	4,338.00	3,090.00	978.00	1,767.00	742.00
100-240-727012	CONTRACTUAL SERVICES	9.15	6,055.21	6,394.50	67.41	0.00	494.17	4,410.00	425.00	0.00	246.25	0.00
100-240-727014	SIDEWALK REIMBURSEMENT	0.00	0.00	0.00	1,500.00	1,667.00	0.00	1,750.00	2,000.00	1,757.25	0.00	0.00
100-240-727015	DEMOLITION EXPENSES	4,800.00	7,700.00	0.00	3,000.00	7,808.75	0.00	0.00	300.00	0.00	15,465.63	0.00
100-240-727016	LICENSE / PERMIT	0.00	0.00	0.00	0.00	0.00	0.00	0.00	0.00	30.00	0.00	0.00
100-240-730000	CELL PHONE / IPAD	316.64	158.26	136.42	0.00	293.08	0.00	0.00	117.02	0.00	234.14	0.00
100-240-742000	EQUIPMENT / VEHICLE MAINTENANCE	9.50	0.00	0.00	0.00	301.53	0.00	0.00	65.62	566.27	8.50	58.45
100-240-743000	OPERATING SUPPLIES	0.00	0.00	0.00	0.00	0.00	0.00	41.20	0.00	0.00	0.00	0.00
100-240-744000	OFFICE SUPPLIES	0.00	29.67	0.00	0.00	0.00	0.00	0.00	0.00	0.00	0.00	0.00
100-240-745000	JANITORIAL SUPPLIES	200.01	50.01	150.00	100.00	100.00	100.00	150.00	50.00	100.00	100.00	100.00
100-240-746000	GAS AND OIL	0.00	433.08	0.00	60.76	0.00	0.00	447.49	0.00	432.64	0.00	0.00
100-240-748000	BOOKS AND SUBSCRIPTIONS	400.61	0.00	0.00	0.00	0.00	9.15	187.45	9.15	0.00	6.08	0.00
100-240-750000	MISCELLANEOUS COMMODITIES	65.48	8.75	0.00	0.00	0.00	0.00	0.00	12.99	0.00	0.00	0.00
100-310-701000	FULL-TIME SALARIES	5,406.96	3,494.79	3,314.03	3,213.60	3,213.60	3,514.89	9,092.27	10,172.35	3,575.13	3,374.28	3,799.13
100-310-702000	PART-TIME SALARIES	0.00	0.00	0.00	0.00	0.00	0.00	0.00	0.00	0.00	0.00	360.80
100-310-703000	OVERTIME	1,640.71	956.55	1,265.36	1,400.93	1,333.15	1,046.93	653.08	2,794.34	1,408.47	1,566.63	1,544.03
100-310-704000	HEALTH INSURANCE	663.00	663.00	663.00	663.00	663.00	663.00	663.00	663.00	688.26	688.26	688.26
100-310-705000	LIFE INSURANCE	4.20	4.20	4.20	4.20	4.20	4.20	8.40	8.40	4.20	4.20	4.20
100-310-707000	UNEMPLOYMENT INSURANCE	20.54	12.97	13.35	41.05	13.25	13.30	28.40	37.79	14.52	14.40	16.68

Monthly Activity Report

	January 2025	February 2025	March 2025	April 2025	May 2025	June 2025	July 2025	August 2025	September 2025	October 2025	November 2025	December 2025
100-310-708000	WORK COMP	0.00	0.00	1,146.00	0.00	233.36	0.00	0.00	0.00	0.00	0.00	0.00
100-310-709000	K.P.E.R.S.	754.80	476.74	490.46	494.21	486.96	488.56	1,043.73	1,388.74	533.75	529.17	576.11
100-310-711000	F.I.C.A.	539.14	340.52	350.32	353.01	347.83	348.99	745.52	991.96	381.25	377.99	436.35
100-310-713000	ADMINISTRATION FEE	20.00	0.00	0.00	30.00	10.00	10.00	29.23	0.00	10.00	10.00	0.00
100-310-721000	POSTAGE AND SHIPPING	0.00	0.00	0.00	0.00	0.00	14.46	0.00	0.00	0.00	0.00	0.00
100-310-723000	UTILITY - WATER	226.04	0.00	0.00	0.00	0.00	0.00	54.84	0.00	0.00	0.00	0.00
100-310-723001	UTILITY - GAS	352.27	0.00	15.00	1,085.30	0.00	15.00	486.95	28.11	34.03	15.00	53.57
100-310-723002	UTILITY - ELECTRIC	1,143.44	0.00	1,084.30	569.44	537.23	373.77	566.68	626.17	848.20	1,633.65	0.00
100-310-723004	UTILITY - TELEPHONE	33.76	0.00	16.66	476.56	631.89	564.65	604.22	76.98	1,182.34	1,781.52	0.00
100-310-724000	LEGAL PUBLICATIONS	0.00	0.00	0.00	556.25	0.00	0.00	0.00	0.00	0.00	0.00	0.00
100-310-726000	DUES AND MEMBERSHIPS	0.00	9.15	17.23	9.15	0.00	0.00	0.00	0.00	0.00	0.00	1,195.00
100-310-727002	ADVERTISING	0.00	0.00	765.00	0.00	0.00	0.00	0.00	0.00	0.00	0.00	0.00
100-310-727004	MAINTENANCE AGREEMENT	0.00	0.00	0.00	0.00	0.00	0.00	0.00	0.00	6,250.00	0.00	0.00
100-310-727005	TRASH / RECYCLING	234.00	0.00	351.00	117.00	0.00	117.00	117.00	117.00	117.00	117.00	117.00
100-310-727006	ENGINEERING SERVICES	0.00	33,480.00	0.00	0.00	0.00	2,500.00	0.00	18,070.00	-33,480.00	0.00	0.00
100-310-727011	BANK / CREDIT CARD FEES	218.93	115.66	166.08	185.17	322.83	403.25	323.89	283.01	198.90	216.72	497.62
100-310-727012	CONTRACTUAL SERVICES	335.21	50.00	0.00	177.41	60.00	55.11	120.00	75.00	1,345.85	466.47	0.00
100-310-727016	LICENSE / PERMIT	0.00	0.00	0.00	0.00	0.00	0.00	0.00	0.00	0.00	20.00	0.00
100-310-730000	CELL PHONE / IPAD	79.17	39.57	34.11	0.00	0.00	67.61	0.00	38.49	0.00	38.51	0.00
100-310-741000	BUILDING MAINTENANCE	0.00	0.00	0.00	5,504.73	2,133.94	0.00	0.00	0.00	0.00	0.00	0.00
100-310-742000	EQUIPMENT / VEHICLE MAINTENANCE	9.50	0.00	0.00	0.00	703.50	466.10	1,170.05	14.85	0.00	487.07	0.00
100-310-743000	OPERATING SUPPLIES	17.90	0.00	0.00	319.98	137.95	70.76	394.72	653.09	0.00	0.00	150.92
100-310-745000	JANITORIAL SUPPLIES	0.00	0.00	0.00	75.98	0.00	0.00	0.00	0.00	0.00	0.00	0.00
100-310-746000	GAS AND OIL	0.00	0.00	0.00	0.00	0.00	30.99	0.00	596.96	0.00	0.00	889.20
100-310-748000	BOOKS AND SUBSCRIPTIONS	400.61	0.00	0.00	0.00	20.00	9.15	207.45	9.15	0.00	72.00	0.00
100-310-750000	MISCELLANEOUS COMMODITIES	0.00	2,631.33	484.26	0.00	0.00	208.25	84.55	37.59	0.00	26.56	63.98
100-310-751000	AVIATION FUEL	31,587.61	0.00	0.00	0.00	0.00	0.00	54,636.92	0.00	0.00	0.00	43,960.44
100-310-764000	MACHINERY AND EQUIPMENT	0.00	0.00	0.00	0.00	0.00	3,975.00	450.00	0.00	0.00	0.00	0.00
100-400-701000	FULL-TIME SALARIES	13,756.60	8,833.73	8,695.58	8,777.98	8,660.04	8,706.12	8,839.40	13,056.93	8,662.52	8,823.26	9,869.10
100-400-702000	PART-TIME SALARIES	1,095.00	191.25	255.00	1,740.00	1,751.25	1,515.00	1,623.75	2,422.50	1,586.25	1,616.25	1,188.75
100-400-703000	OVERTIME	0.00	211.05	357.90	435.52	265.58	323.69	472.63	419.44	290.44	246.47	363.35
100-400-704000	HEALTH INSURANCE	2,252.39	2,143.00	2,143.00	2,143.00	2,143.00	2,143.00	2,143.00	2,143.00	2,321.34	2,321.34	2,321.34
100-400-705000	LIFE INSURANCE	12.60	12.60	12.60	12.60	12.60	11.87	27.88	11.14	11.14	11.14	11.14
100-400-706000	AFLAC	9.90	9.90	9.90	9.90	9.90	9.90	9.90	9.90	0.00	0.00	0.00
100-400-707000	UNEMPLOYMENT INSURANCE	42.67	26.24	26.48	90.51	30.73	30.30	31.34	45.83	29.10	29.54	31.58
100-400-708000	WORK COMP	0.00	0.00	1,672.00	0.00	341.05	0.00	0.00	0.00	0.00	0.00	0.00
100-400-709000	K.P.E.R.S.	1,473.37	968.70	969.62	986.77	955.95	967.10	997.31	1,443.31	958.87	971.38	1,095.89
100-400-711000	F.I.C.A.	1,115.68	688.85	694.38	820.23	799.08	788.97	815.94	1,192.72	759.17	770.41	826.64
100-400-713000	ADMINISTRATION FEE	30.00	0.00	0.00	45.00	15.00	15.00	34.23	0.00	15.00	15.00	0.00
100-400-723001	UTILITY - GAS	265.00	0.00	349.64	232.74	0.00	729.49	44.76	43.32	42.57	89.04	0.00
100-400-723002	UTILITY - ELECTRIC	1,230.68	0.00	2,716.39	1,257.20	1,484.15	1,788.64	2,563.53	0.00	4,504.25	3,778.11	0.00
100-400-724000	LEGAL PUBLICATIONS	0.00	0.00	51.00	153.00	0.00	0.00	0.00	0.00	0.00	0.00	0.00

Monthly Activity Report

	January 2025	February 2025	March 2025	April 2025	May 2025	June 2025	July 2025	August 2025	September 2025	October 2025	November 2025	December 2025
100-400-725000	TRAVEL AND TRAINING	74.34	0.00	0.00	0.00	0.00	0.00	0.00	0.00	0.00	0.00	0.00
100-400-727004	MAINTENANCE AGREEMENT	0.00	0.00	0.00	0.00	0.00	0.00	0.00	0.00	0.00	213.34	56.97
100-400-727005	TRASH / RECYCLING	234.00	0.00	351.00	117.00	0.00	117.00	117.00	117.00	117.00	117.00	117.00
100-400-727012	CONTRACTUAL SERVICES	5,259.15	3,100.00	5,750.00	107.41	2,430.00	259.23	100.00	2,510.00	3,470.00	2,560.00	2,700.00
100-400-730000	CELL PHONE / IPAD	25.22	0.00	115.74	0.00	0.00	0.00	0.00	218.12	0.00	80.02	0.00
100-400-741000	BUILDING MAINTENANCE	1,537.29	419.45	692.71	0.00	8.59	163.18	19.92	266.28	100.00	190.07	3,272.73
100-400-742000	EQUIPMENT / VEHICLE MAINTENANCE	651.16	86.41	969.48	625.31	300.85	0.00	231.54	440.81	4.18	481.72	718.71
100-400-743000	OPERATING SUPPLIES	99.95	62.39	2,700.79	597.51	970.00	668.90	988.34	348.44	297.11	364.55	132.99
100-400-745000	JANITORIAL SUPPLIES	0.00	0.00	0.00	45.98	0.00	0.00	0.00	0.00	0.00	364.32	260.10
100-400-746000	GAS AND OIL	0.00	1,576.17	0.00	212.66	809.77	60.45	1,582.18	0.00	2,383.90	0.00	57.65
100-400-747000	UNIFORMS AND CLOTHING	0.00	0.00	0.00	119.99	0.00	405.00	0.00	0.00	0.00	0.00	0.00
100-400-748000	BOOKS AND SUBSCRIPTIONS	400.61	9.15	17.23	9.15	0.00	9.15	187.45	9.15	0.00	6.08	0.00
100-400-750000	MISCELLANEOUS COMMODITIES	0.00	104.95	280.99	8.77	683.15	748.73	59.57	0.00	50.94	0.00	0.00
100-400-750006	CFAP	0.00	5,625.00	0.00	439.37	0.00	0.00	1,559.35	359.85	-7,983.57	0.00	0.00
100-400-763000	IMPROVEMENTS	20,256.79	0.00	350.00	5,468.87	23.96	0.00	1,556.00	5,289.00	-32,570.66	0.00	0.00
100-400-763006	KDHE WASTE TIRE GRANT PROGRAM	56.97	0.00	0.00	0.00	0.00	0.00	0.00	0.00	0.00	0.00	0.00
100-400-764000	MACHINERY AND EQUIPMENT	0.00	0.00	0.00	0.00	0.00	4,287.50	9,856.99	0.00	0.00	0.00	239.95
100-405-701000	FULL-TIME SALARIES	4,805.61	2,801.56	2,832.13	3,458.82	3,688.09	7,934.16	3,295.04	4,513.50	2,814.66	2,795.01	3,111.86
100-405-704000	HEALTH INSURANCE	984.39	875.00	875.00	875.00	875.00	875.00	875.00	875.00	917.00	917.00	917.00
100-405-705000	LIFE INSURANCE	4.20	4.20	4.20	4.20	4.20	4.20	4.20	4.20	4.20	4.20	4.20
100-405-707000	UNEMPLOYMENT INSURANCE	13.28	7.54	7.64	27.93	10.13	9.40	8.98	12.54	7.48	7.43	8.35
100-405-708000	WORK COMP	0.00	0.00	423.00	0.00	85.26	0.00	0.00	0.00	0.00	0.00	0.00
100-405-709000	K.P.E.R.S.	514.70	300.05	303.32	370.44	395.00	368.33	352.91	483.40	301.46	299.35	333.29
100-405-711000	F.I.C.A.	349.61	199.05	201.39	249.34	266.88	247.83	236.81	330.02	197.64	196.15	220.39
100-405-713000	ADMINISTRATION FEE	10.00	0.00	0.00	15.00	5.00	5.00	5.00	0.00	5.00	0.00	0.00
100-405-723001	UTILITY - GAS	372.62	0.00	907.71	447.92	0.00	1,114.58	70.11	48.68	46.69	112.47	0.00
100-405-723002	UTILITY - ELECTRIC	741.92	0.00	2,596.10	1,402.23	1,389.84	1,299.98	2,332.39	0.00	4,241.44	2,623.97	0.00
100-405-723003	UTILITY - CABLE	0.00	0.00	0.00	485.00	0.00	0.00	0.00	0.00	0.00	0.00	0.00
100-405-727004	MAINTENANCE AGREEMENT	0.00	0.00	0.00	0.00	0.00	0.00	0.00	0.00	0.00	0.00	70.96
100-405-727005	TRASH / RECYCLING	164.00	0.00	246.00	82.00	0.00	82.00	82.00	82.00	82.00	82.00	82.00
100-405-727012	CONTRACTUAL SERVICES	90.00	0.00	0.00	87.41	30.00	0.00	565.12	0.00	0.00	90.00	30.00
100-405-741000	BUILDING MAINTENANCE	0.00	0.00	289.12	0.00	0.00	0.00	375.00	0.00	0.00	0.00	0.00
100-405-742000	EQUIPMENT / VEHICLE MAINTENANCE	50.75	136.07	14.02	450.75	5.14	11.89	0.00	1,587.92	0.00	0.00	90.00
100-405-743000	OPERATING SUPPLIES	0.00	0.00	0.00	2.78	1,170.97	0.00	116.11	0.00	0.00	0.00	0.00
100-405-745000	JANITORIAL SUPPLIES	0.00	135.39	0.00	210.16	0.00	0.00	162.68	130.48	606.34	0.00	0.00
100-405-750000	MISCELLANEOUS COMMODITIES	33.93	174.87	520.64	171.86	169.71	152.17	574.83	49.88	179.81	13.98	71.88
100-405-752000	CHEMICALS	0.00	0.00	0.00	0.00	0.00	0.00	0.00	99.99	0.00	0.00	0.00
100-405-763000	IMPROVEMENTS	0.00	0.00	0.00	0.00	3,100.00	0.00	0.00	0.00	0.00	1,142.06	0.00
100-405-764000	MACHINERY AND EQUIPMENT	0.00	0.00	0.00	0.00	0.00	259.99	0.00	0.00	0.00	0.00	0.00
100-410-702000	PART-TIME SALARIES	0.00	0.00	0.00	0.00	260.38	17,684.79	29,453.19	34,944.98	0.00	0.00	0.00
100-410-707000	UNEMPLOYMENT INSURANCE	0.00	0.00	0.00	0.00	0.80	54.83	91.29	108.34	0.00	0.00	0.00
100-410-708000	WORK COMP	0.00	0.00	1,710.00	0.00	348.77	0.00	0.00	0.00	0.00	0.00	0.00

Monthly Activity Report

	January 2025	February 2025	March 2025	April 2025	May 2025	June 2025	July 2025	August 2025	September 2025	October 2025	November 2025	December 2025
100-410-711000	F.I.C.A.	0.00	0.00	0.00	0.00	19.92	1,353.02	2,253.39	2,673.38	0.00	0.00	0.00
100-410-723002	UTILITY - ELECTRIC	410.85	0.00	1,121.48	223.96	200.94	993.82	2,511.68	0.00	3,910.57	529.24	0.00
100-410-727005	TRASH / RECYCLING	114.00	0.00	171.00	57.00	0.00	57.00	57.00	57.00	57.00	57.00	57.00
100-410-727011	BANK / CREDIT CARD FEES	60.00	60.00	60.00	64.36	105.46	289.20	271.50	123.43	60.00	60.00	60.00
100-410-727012	CONTRACTUAL SERVICES	62.18	0.00	549.53	88.86	604.00	1,454.35	0.00	61.16	0.00	0.00	0.00
100-410-727016	LICENSE / PERMIT	0.00	0.00	220.00	0.00	0.00	0.00	0.00	0.00	0.00	0.00	0.00
100-410-741000	BUILDING MAINTENANCE	0.00	0.00	0.00	0.00	46.03	756.90	259.47	506.85	0.00	4,977.00	0.00
100-410-742000	EQUIPMENT / VEHICLE MAINTENANCE	0.00	0.00	0.00	506.65	0.00	1,514.84	0.00	1,052.50	0.00	0.00	0.00
100-410-743000	OPERATING SUPPLIES	0.00	0.00	0.00	400.00	745.00	225.90	0.00	0.00	40.99	0.00	0.00
100-410-744000	OFFICE SUPPLIES	0.00	0.00	0.00	0.00	0.00	0.00	0.00	234.00	0.00	0.00	0.00
100-410-745000	JANITORIAL SUPPLIES	0.00	0.00	0.00	0.00	0.00	272.85	594.12	0.00	0.00	0.00	0.00
100-410-747000	UNIFORMS AND CLOTHING	0.00	0.00	0.00	0.00	0.00	0.00	0.00	28.37	0.00	0.00	0.00
100-410-748000	BOOKS AND SUBSCRIPTIONS	0.00	36.68	0.00	0.00	0.00	0.00	0.00	0.00	0.00	0.00	0.00
100-410-749000	CONCESSION SUPPLIES	0.00	0.00	0.00	0.00	1,857.70	3,149.44	6,736.99	769.95	0.00	0.00	0.00
100-410-750000	MISCELLANEOUS COMMODITIES	0.00	0.00	0.00	0.00	49.73	285.38	1,779.83	185.65	18.50	0.00	0.00
100-410-752000	CHEMICALS	0.00	0.00	0.00	0.00	0.00	0.00	9,007.41	1,595.95	0.00	0.00	0.00
100-410-764000	MACHINERY AND EQUIPMENT	0.00	0.00	0.00	0.00	0.00	2,843.49	0.00	-206.98	0.00	0.00	0.00
100-430-702000	PART-TIME SALARIES	2,745.00	2,081.25	2,140.00	2,197.50	1,980.00	2,476.50	2,237.50	4,189.50	2,950.00	2,521.00	3,464.68
100-430-707000	UNEMPLOYMENT INSURANCE	8.51	6.44	6.63	21.96	6.12	7.67	6.94	13.00	9.17	7.84	10.76
100-430-708000	WORK COMP	0.00	0.00	1,364.00	0.00	277.96	0.00	0.00	0.00	0.00	0.00	0.00
100-430-711000	F.I.C.A.	210.04	159.26	163.77	168.12	151.51	189.49	171.18	320.51	225.67	192.87	265.01
100-430-723002	UTILITY - ELECTRIC	1,105.76	0.00	2,678.11	1,410.93	995.39	1,149.71	1,893.67	0.00	4,894.37	3,147.11	0.00
100-430-723003	UTILITY - CABLE	135.11	0.00	280.22	135.10	0.00	405.30	0.00	135.10	0.00	270.34	0.00
100-430-727002	ADVERTISING	0.00	0.00	70.00	0.00	0.00	0.00	0.00	0.00	0.00	0.00	0.00
100-430-727005	TRASH / RECYCLING	174.00	0.00	261.00	87.00	0.00	87.00	87.00	87.00	87.00	87.00	87.00
100-430-727011	BANK / CREDIT CARD FEES	244.99	84.99	35.00	36.24	35.00	0.00	0.00	153.95	0.00	0.00	6.09
100-430-727012	CONTRACTUAL SERVICES	9,082.08	2,094.80	440.42	9,796.86	1,427.45	1,794.64	2,182.35	17,436.96	0.00	1,581.36	8,935.00
100-430-727019	NEW GYMNASIUM - SPLIT EXPENSES	2,217.59	84.00	3,415.28	1,964.85	491.14	3,268.91	1,364.39	185.21	3,044.49	2,186.78	0.00
100-430-741000	BUILDING MAINTENANCE	0.00	0.00	0.00	403.63	0.00	0.00	0.00	0.00	0.00	0.00	0.00
100-430-742000	EQUIPMENT / VEHICLE MAINTENANCE	0.00	316.50	0.00	0.00	0.00	0.00	0.00	0.00	0.00	0.00	0.00
100-430-743000	OPERATING SUPPLIES	0.00	0.00	0.00	0.00	0.00	0.00	618.21	0.00	0.00	0.00	241.47
100-430-744000	OFFICE SUPPLIES	0.00	7.12	400.31	124.93	0.00	70.25	0.00	624.27	0.00	0.00	0.00
100-430-745000	JANITORIAL SUPPLIES	1,987.24	1,170.76	712.07	783.39	1,086.86	615.00	1,443.15	599.51	2,310.70	789.16	1,113.91
100-430-746000	GAS AND OIL	0.00	181.13	0.00	0.00	161.64	181.34	47.83	0.00	242.67	0.00	172.96
100-430-749000	CONCESSION SUPPLIES	449.25	368.80	306.50	240.00	454.75	105.25	614.50	559.50	0.00	718.46	686.17
100-430-750000	MISCELLANEOUS COMMODITIES	0.00	0.00	22.34	0.00	0.00	0.00	0.00	0.00	17.49	57.73	0.00
100-430-763000	IMPROVEMENTS	265.94	1,207.46	59.99	935.00	0.00	0.00	0.00	0.00	0.00	914.23	0.00
100-430-764000	MACHINERY AND EQUIPMENT	0.00	0.00	0.00	0.00	0.00	0.00	9,700.00	0.00	0.00	0.00	0.00
100-440-723001	UTILITY - GAS	1,176.04	1,302.83	3,083.34	642.07	0.00	723.29	0.00	81.76	0.00	68.46	93.11
100-440-724000	LEGAL PUBLICATIONS	0.00	0.00	0.00	0.00	0.00	0.00	74.00	0.00	0.00	0.00	0.00
100-440-727005	TRASH / RECYCLING	134.00	0.00	201.00	67.00	0.00	67.00	67.00	67.00	67.00	67.00	67.00
100-440-727012	CONTRACTUAL SERVICES	56.08	82.00	42.00	122.00	42.00	42.00	7,142.84	42.00	0.00	84.00	569.28

Monthly Activity Report

		January 2025	February 2025	March 2025	April 2025	May 2025	June 2025	July 2025	August 2025	September 2025	October 2025	November 2025	December 2025
100-440-741000	BUILDING MAINTENANCE	3,129.33	0.00	0.00	0.00	0.00	0.00	968.26	22.89	152.71	0.00	0.00	500.00
100-440-742000	EQUIPMENT / VEHICLE MAINTENANCE	0.00	0.00	5.98	197.36	0.00	15.37	0.00	0.00	0.00	0.00	0.00	0.00
100-440-745000	JANITORIAL SUPPLIES	265.46	50.01	150.00	137.05	133.05	100.00	228.95	65.99	100.00	100.00	170.25	150.00
100-440-750000	MISCELLANEOUS COMMODITIES	0.00	19.95	27.98	0.00	30.18	0.00	0.00	0.00	0.00	0.00	37.95	0.00
100-440-763000	IMPROVEMENTS	0.00	0.00	86,755.00	0.00	5,495.00	0.00	0.00	0.00	0.00	0.00	0.00	0.00
100-440-764000	MACHINERY AND EQUIPMENT	0.00	0.00	0.00	0.00	0.00	0.00	0.00	0.00	0.00	0.00	0.00	9.49
100-600-803007	LEASE - 1/2 POSTAGE MACHINE	457.27	0.00	457.27	0.00	0.00	0.00	457.27	0.00	0.00	457.27	0.00	0.00
100-600-803013	LEASE INTEREST	770.09	0.00	0.00	0.00	0.00	0.00	10,881.58	40,291.85	7,925.56	0.00	0.00	0.00
100-600-803014	LEASE PRINCIPAL	0.00	0.00	0.00	0.00	0.00	0.00	83,334.08	50,395.32	46,673.70	0.00	0.00	0.00
100-600-803015	LEASE FEE	51.20	0.00	0.00	0.00	0.00	0.00	51.20	0.00	0.00	0.00	0.00	0.00
100-999-699216	TRANSFER TO LAROCHE CAPITAL OUTLAY	0.00	0.00	0.00	10,000.00	0.00	0.00	0.00	0.00	0.00	0.00	0.00	0.00
100-999-999206	TRANSFER TO RECREATION	0.00	0.00	0.00	0.00	0.00	0.00	0.00	0.00	35,566.00	0.00	0.00	0.00
100-999-999207	TRANSFER TO GOLF COURSE	0.00	0.00	0.00	0.00	0.00	0.00	0.00	0.00	142,135.64	0.00	0.00	59,630.23
100-999-999210	TRANSFER TO ECONOMIC DEVELOPMENT	0.00	0.00	0.00	0.00	0.00	0.00	0.00	0.00	130,715.97	0.00	0.00	16,463.46
100-999-999211	TRANSFER TO CDBG MAYCO ACE	0.00	0.00	0.00	0.00	0.00	0.00	0.00	0.00	82,266.00	0.00	0.00	0.00
100-999-999213	TRANSFER TO EQUIPMENT RESERVE	0.00	0.00	0.00	75,000.00	0.00	0.00	0.00	0.00	0.00	0.00	0.00	0.00
100-999-999214	TRANSFER TO CAPITAL IMPROVEMENTS	0.00	0.00	0.00	50,000.00	0.00	0.00	0.00	0.00	0.00	0.00	0.00	0.00
	Expense Total:	800,511.49	494,670.65	651,472.01	530,472.07	674,069.45	510,801.48	743,582.90	807,105.67	648,916.00	487,951.82	475,139.42	608,797.00
	Fund 100 Surplus (Deficit):	732,794.75	-144,929.22	-181,150.73	-136,437.21	-327,655.89	525,834.64	-399,973.14	-447,333.52	-9,040.20	-168,626.65	-114,597.68	-301,332.90

Fund: 200 - PUBLIC LIBRARY

Revenue													
200-000-401000	AD VALOREM TAX - CURRENT	161,287.29	0.00	17,113.06	0.00	0.00	93,378.89	0.00	0.00	11,712.23	0.00	1,472.12	0.00
200-000-401001	NEIGHBORHOOD REVITALIZATION REBATE	-8,897.97	0.00	0.00	0.00	0.00	-5,653.68	0.00	0.00	0.00	0.00	0.00	0.00
200-000-402000	AD VALOREM TAX - DELINQUENT	3,719.65	0.00	1,384.22	0.00	0.00	2,922.83	0.00	0.00	1,564.27	0.00	1,552.65	0.00
200-000-403000	MOTOR VEHICLE TAX	6,198.93	0.00	1,931.96	0.00	0.00	7,267.91	0.00	0.00	10,480.54	0.00	5,497.86	0.00
200-000-404000	R.V. TAX	44.95	0.00	15.63	0.00	0.00	83.96	0.00	0.00	103.09	0.00	47.19	0.00
200-000-405000	HEAVY TRUCK TAX	60.43	0.00	20.55	0.00	0.00	29.06	0.00	0.00	504.44	0.00	27.23	0.00
	Revenue Total:	162,413.28	0.00	20,465.42	0.00	0.00	98,028.97	0.00	0.00	24,364.57	0.00	8,597.05	0.00
Expense													
200-450-733000	PROPERTY TAX DISTRIBUTION	0.00	162,413.28	0.00	20,465.42	0.00	0.00	98,028.97	0.00	0.00	24,364.57	0.00	8,597.05
	Expense Total:	0.00	162,413.28	0.00	20,465.42	0.00	0.00	98,028.97	0.00	0.00	24,364.57	0.00	8,597.05
	Fund 200 Surplus (Deficit):	162,413.28	-162,413.28	20,465.42	-20,465.42	0.00	98,028.97	-98,028.97	0.00	24,364.57	-24,364.57	8,597.05	-8,597.05

Fund: 202 - PUBLIC SAFETY EQUIPMENT

Revenue													
202-000-401000	AD VALOREM TAX - CURRENT	58,239.17	0.00	6,179.27	0.00	0.00	33,718.04	0.00	0.00	4,228.95	0.00	531.97	0.00
202-000-401001	NEIGHBORHOOD REVITALIZATION REBATE	-3,213.00	0.00	0.00	0.00	0.00	-2,041.50	0.00	0.00	0.00	0.00	0.00	0.00
202-000-402000	AD VALOREM TAX - DELINQUENT	1,163.34	0.00	483.30	0.00	0.00	840.24	0.00	0.00	514.33	0.00	248.01	0.00
202-000-403000	MOTOR VEHICLE TAX	2,236.74	0.00	697.11	0.00	0.00	2,622.50	0.00	0.00	3,781.69	0.00	1,983.80	0.00
202-000-404000	R.V. TAX	16.22	0.00	5.63	0.00	0.00	30.30	0.00	0.00	37.20	0.00	17.02	0.00
202-000-405000	HEAVY TRUCK TAX	22.13	0.00	7.41	0.00	0.00	10.48	0.00	0.00	182.01	0.00	9.83	0.00

Monthly Activity Report

		January 2025	February 2025	March 2025	April 2025	May 2025	June 2025	July 2025	August 2025	September 2025	October 2025	November 2025	December 2025
202-000-521012	REIMBURSED EXPENSE	0.00	0.00	0.00	0.00	0.00	1,046.36	0.00	0.00	0.00	0.00	0.00	0.00
	Revenue Total:	58,464.60	0.00	7,372.72	0.00	0.00	36,226.42	0.00	0.00	8,744.18	0.00	2,790.63	0.00
	Expense												
202-200-764000	MACHINERY AND EQUIPMENT	0.00	0.00	0.00	0.00	0.00	0.00	0.00	0.00	0.00	32,700.00	0.00	0.00
202-210-764000	MACHINERY AND EQUIPMENT	0.00	1,803.66	9,907.10	2,617.46	1,743.00	140.58	0.00	65,968.68	1,300.00	0.00	0.00	0.00
	Expense Total:	0.00	1,803.66	9,907.10	2,617.46	1,743.00	140.58	0.00	65,968.68	1,300.00	32,700.00	0.00	0.00
	Fund 202 Surplus (Deficit):	58,464.60	-1,803.66	-2,534.38	-2,617.46	-1,743.00	36,085.84	0.00	-65,968.68	7,444.18	-32,700.00	2,790.63	0.00
Fund: 203 - ECONOMIC DEVELOPMENT													
	Revenue												
203-000-421000	CITY SALES TAX	11,500.00	11,500.00	11,500.00	11,500.00	15,000.00	11,500.00	11,500.00	11,500.00	11,500.00	11,500.00	11,500.00	11,500.00
203-000-699100	TRANSFER FROM GENERAL FUND	0.00	0.00	0.00	0.00	0.00	0.00	0.00	0.00	130,715.97	0.00	0.00	16,463.46
	Revenue Total:	11,500.00	11,500.00	11,500.00	11,500.00	15,000.00	11,500.00	11,500.00	11,500.00	142,215.97	11,500.00	11,500.00	27,963.46
	Expense												
203-000-999308	TRANSFER TO LANDBANK	0.00	0.00	0.00	50,000.00	0.00	0.00	0.00	0.00	0.00	0.00	0.00	0.00
203-160-701000	FULL-TIME SALARIES	0.00	0.00	0.00	44,996.51	0.00	0.00	0.00	0.00	59,609.43	10,916.84	11,625.07	10,916.84
203-160-704000	HEALTH INSURANCE	0.00	0.00	0.00	6,022.50	0.00	0.00	0.00	0.00	7,899.12	1,439.12	1,439.12	1,439.12
203-160-705000	LIFE INSURANCE	0.00	0.00	0.00	16.80	0.00	0.00	0.00	0.00	25.20	8.40	8.40	8.40
203-160-707000	UNEMPLOYMENT INSURANCE	0.00	0.00	0.00	124.94	0.00	0.00	0.00	0.00	218.33	29.20	31.26	29.20
203-160-709000	K.P.E.R.S.	0.00	0.00	0.00	4,819.11	0.00	0.00	0.00	0.00	6,384.18	1,169.18	1,245.03	1,169.18
203-160-711000	F.I.C.A.	0.00	0.00	0.00	3,289.33	0.00	0.00	0.00	0.00	4,331.54	770.62	824.80	810.96
203-160-724000	LEGAL PUBLICATIONS	0.00	0.00	0.00	1,113.50	37.00	0.00	0.00	18.50	2,423.50	0.00	0.00	0.00
203-160-725000	TRAVEL AND TRAINING	0.00	0.00	0.00	506.96	0.00	0.00	83.44	0.00	202.32	378.13	292.05	0.00
203-160-726000	DUES AND MEMBERSHIPS	0.00	0.00	0.00	120.00	1,000.00	0.00	26.91	0.00	75.00	250.00	0.00	0.00
203-160-727002	ADVERTISING	0.00	0.00	0.00	347.44	0.00	0.00	0.00	0.00	111.00	0.00	0.00	0.00
203-160-727012	CONTRACTUAL SERVICES	0.00	0.00	0.00	12,042.00	0.00	0.00	0.00	0.00	25,055.99	5,000.00	0.00	0.00
203-160-734000	GRANTS	0.00	0.00	0.00	0.00	78.63	0.00	0.00	0.00	0.00	13,000.00	0.00	0.00
203-160-744000	OFFICE SUPPLIES	0.00	0.00	0.00	48.66	0.00	0.00	6.58	0.00	555.35	62.64	26.91	6.99
203-160-747000	UNIFORMS AND CLEANING	0.00	0.00	0.00	76.11	0.00	40.00	0.00	0.00	0.00	0.00	0.00	0.00
203-160-748000	BOOKS AND SUBSCRIPTIONS	0.00	0.00	0.00	0.00	0.00	0.00	0.00	0.00	88.14	0.00	0.00	0.00
203-160-750000	MISCELLANEOUS COMMODITIES	0.00	0.00	0.00	0.00	0.00	0.00	0.00	0.00	15.28	185.78	0.00	0.00
203-160-763000	IMPROVEMENTS	0.00	0.00	0.00	0.00	0.00	0.00	0.00	0.00	2,101.03	0.00	0.00	0.00
	Expense Total:	0.00	0.00	0.00	123,523.86	1,115.63	40.00	116.93	18.50	109,095.41	33,209.91	15,492.64	14,380.69
	Fund 203 Surplus (Deficit):	11,500.00	11,500.00	11,500.00	-112,023.86	13,884.37	11,460.00	11,383.07	11,481.50	33,120.56	-21,709.91	-3,992.64	13,582.77
Fund: 204 - SPECIAL STREETS AND HIGHWAYS													
	Revenue												
204-000-422000	COUNTY SALES TAX	92,731.82	100,298.81	54,264.75	59,293.31	62,150.75	65,627.73	62,829.55	64,551.66	65,889.05	63,723.46	57,505.34	54,713.22
204-000-424000	COUNTY COMPENSATING USE TAX	24,520.44	21,084.95	16,450.25	14,869.87	17,994.65	18,116.01	17,889.43	18,460.16	17,854.25	18,420.35	13,425.19	17,797.62
204-000-434000	STATE GASOLINE TAX	50,641.88	0.00	0.00	46,684.88	0.00	0.00	0.00	53,297.85	0.00	54,029.51	0.00	0.00
204-000-435000	STATE CONNECTING LINK	3,101.86	0.00	0.00	0.00	0.00	3,042.74	3,076.55	0.00	0.00	3,110.36	0.00	0.00
204-000-438000	GRANTS	0.00	0.00	0.00	0.00	28,114.78	0.00	0.00	0.00	0.00	0.00	0.00	0.00

Monthly Activity Report

		January 2025	February 2025	March 2025	April 2025	May 2025	June 2025	July 2025	August 2025	September 2025	October 2025	November 2025	December 2025
204-000-521000	MISCELLANEOUS REVENUE	0.00	0.00	0.00	271.15	1,854.50	0.00	0.00	0.00	0.00	0.00	0.00	116.00
204-000-521005	INSURANCE PROCEEDS	0.00	0.00	0.00	0.00	0.00	0.00	0.00	0.00	50,000.00	0.00	0.00	0.00
204-000-521012	REIMBURSED EXPENSE	0.00	500.00	0.00	0.00	0.00	1,252.91	0.00	0.00	0.00	598.50	0.00	0.00
	Revenue Total:	170,996.00	121,883.76	70,715.00	121,119.21	110,114.68	88,039.39	83,795.53	136,309.67	133,743.30	139,882.18	70,930.53	72,626.84
	Expense												
204-300-701000	FULL-TIME SALARIES	63,921.06	43,930.88	43,427.57	41,635.08	43,153.89	43,760.71	43,988.10	70,191.92	45,666.98	42,974.97	49,563.01	44,956.57
204-300-703000	OVERTIME	2,172.43	1,700.51	1,463.97	2,220.28	2,222.34	2,610.13	2,466.95	1,363.24	1,005.65	2,149.00	1,888.55	1,018.85
204-300-704000	HEALTH INSURANCE	8,352.57	8,352.61	8,352.55	8,352.58	8,352.57	8,441.12	8,655.59	9,384.05	7,737.00	8,020.25	9,961.63	10,030.86
204-300-705000	LIFE INSURANCE	60.97	60.96	58.84	58.83	60.97	60.96	62.01	63.02	56.73	50.45	61.03	61.08
204-300-707000	UNEMPLOYMENT INSURANCE	188.58	128.95	127.32	352.08	128.22	131.15	131.41	203.09	131.37	126.86	144.80	128.88
204-300-708000	WORK COMP	0.00	0.00	10,781.00	0.00	2,282.16	0.00	0.00	0.00	0.00	0.00	0.00	0.00
204-300-709000	K.P.E.R.S.	7,078.82	4,887.25	4,497.61	4,696.96	4,859.93	4,966.45	4,943.72	7,663.62	4,329.90	4,832.86	5,510.52	4,924.08
204-300-711000	F.I.C.A.	4,955.73	3,390.37	3,333.67	3,255.56	3,371.97	3,448.02	3,454.35	5,340.33	3,451.32	3,335.94	3,808.83	3,449.78
204-300-713000	ADMINISTRATION FEE	90.00	0.00	0.00	135.00	45.00	45.00	64.23	0.00	45.00	45.00	0.00	0.00
204-300-721000	POSTAGE AND SHIPPING	0.00	0.00	0.00	0.00	0.00	14.46	0.00	0.00	0.00	0.00	0.00	0.00
204-300-723001	UTILITY - GAS	506.78	474.66	1,635.72	539.30	50.00	124.32	0.00	75.45	35.36	43.52	57.92	0.00
204-300-723002	UTILITY - ELECTRIC	184.95	0.00	1,800.69	260.87	1,006.35	678.62	728.77	203.32	1,851.58	606.78	0.00	1,727.45
204-300-724000	LEGAL PUBLICATIONS	0.00	0.00	0.00	0.00	0.00	0.00	0.00	148.00	0.00	0.00	0.00	0.00
204-300-725000	TRAVEL AND TRAINING	278.89	120.65	0.00	227.22	0.00	0.00	0.00	180.63	0.00	0.00	109.39	0.00
204-300-726000	DUES AND MEMBERSHIPS	0.00	9.15	17.23	9.15	0.00	0.00	0.00	0.00	0.00	0.00	0.00	0.00
204-300-727004	MAINTENANCE AGREEMENT	0.00	138.00	78.00	0.00	0.00	81.00	0.00	52.00	0.00	0.00	66.66	0.00
204-300-727005	TRASH / RECYCLING	87.00	0.00	130.50	61.88	0.00	43.50	43.50	43.50	43.50	43.50	43.50	43.50
204-300-727006	ENGINEERING SERVICES	874.16	900.22	900.22	900.22	900.22	990.22	990.22	918.22	918.21	918.21	918.21	2,070.01
204-300-727012	CONTRACTUAL SERVICES	1,181.15	1,836.70	50.00	42.41	4,371.44	1,571.70	45.00	2,531.22	4,678.50	120.00	0.00	1,499.35
204-300-727016	LICENSE / PERMIT	0.00	0.00	0.00	29.47	480.00	0.00	0.00	0.00	0.00	44.08	124.01	0.00
204-300-741000	BUILDING MAINTENANCE	0.00	0.00	8.70	0.00	0.00	0.00	0.00	0.00	0.00	0.00	0.00	0.00
204-300-742000	EQUIPMENT / VEHICLE MAINTENANCE	5,420.05	2,375.40	5,361.51	2,909.13	8,565.27	683.77	3,786.48	5,172.77	6,316.54	2,132.16	3,252.09	2,491.73
204-300-743000	OPERATING SUPPLIES	25,145.07	10,058.06	12,859.10	29,760.20	48,183.06	38,925.73	15,547.56	31,114.79	14,679.77	3,224.94	14,360.30	10,225.39
204-300-744000	OFFICE SUPPLIES	0.00	0.00	0.00	0.00	0.00	0.00	186.14	0.00	0.00	54.32	163.87	0.00
204-300-745000	JANITORIAL SUPPLIES	21.98	50.36	334.00	0.00	0.00	0.00	0.00	0.00	0.00	54.15	0.00	0.00
204-300-746000	GAS AND OIL	0.00	13,743.56	2,386.10	17,046.74	4,515.30	4,851.81	9,674.54	3,222.79	11,969.68	4,517.12	7,595.61	0.00
204-300-747000	UNIFORMS AND CLOTHING	280.45	94.98	378.24	248.97	1,478.52	816.29	16.99	0.00	139.99	139.99	2,663.08	0.00
204-300-748000	BOOKS AND SUBSCRIPTIONS	400.61	0.00	0.00	193.35	0.00	9.15	187.46	9.15	0.00	6.08	182.84	0.00
204-300-750000	MISCELLANEOUS COMMODITIES	474.17	156.97	4,987.04	352.35	132.53	320.34	216.19	54.99	98,045.06	2,363.93	151.59	23.99
204-300-763000	IMPROVEMENTS	0.00	0.00	0.00	0.00	0.00	0.00	0.00	0.00	0.00	0.00	0.00	50,319.50
204-300-764000	MACHINERY AND EQUIPMENT	8,299.17	0.00	1,439.94	0.00	0.00	153,287.50	0.00	697.00	3,002.03	631.00	0.00	0.00
204-600-803016	LEASE PURCHASE - 1/3 DUMP TRUCKS	0.00	0.00	0.00	1,333.20	0.00	0.00	0.00	0.00	0.00	0.00	0.00	0.00
	Expense Total:	129,974.59	92,410.24	104,409.52	114,620.83	134,159.74	265,861.95	95,189.21	138,633.10	204,104.17	76,435.11	100,627.44	132,971.02
	Fund 204 Surplus (Deficit):	41,021.41	29,473.52	-33,694.52	6,498.38	-24,045.06	-177,822.56	-11,393.68	-2,323.43	-70,360.87	63,447.07	-29,696.91	-60,344.18

Monthly Activity Report

		January 2025	February 2025	March 2025	April 2025	May 2025	June 2025	July 2025	August 2025	September 2025	October 2025	November 2025	December 2025
Fund: 205 - SPECIAL PARKS AND RECREATION													
Revenue													
205-000-431000	SPECIAL ALCOHOL TAX	0.00	0.00	7,246.55	0.00	0.00	5,837.99	0.00	0.00	7,871.27	0.00	0.00	6,807.78
	Revenue Total:	0.00	0.00	7,246.55	0.00	0.00	5,837.99	0.00	0.00	7,871.27	0.00	0.00	6,807.78
Expense													
205-400-763000	IMPROVEMENTS	0.00	0.00	0.00	0.00	0.00	0.00	0.00	1,800.00	32,570.66	0.00	0.00	0.00
205-400-764000	MACHINERY AND EQUIPMENT	0.00	0.00	0.00	0.00	0.00	0.00	0.00	64.00	0.00	0.00	0.00	0.00
	Expense Total:	0.00	0.00	0.00	0.00	0.00	0.00	0.00	1,864.00	32,570.66	0.00	0.00	0.00
	Fund 205 Surplus (Deficit):	0.00	0.00	7,246.55	0.00	0.00	5,837.99	0.00	-1,864.00	-24,699.39	0.00	0.00	6,807.78
Fund: 206 - SPECIAL ALCOHOL AND DRUGS													
Revenue													
206-000-431000	SPECIAL ALCOHOL TAX	0.00	0.00	7,246.55	0.00	0.00	5,837.99	0.00	0.00	7,871.27	0.00	0.00	6,807.78
	Revenue Total:	0.00	0.00	7,246.55	0.00	0.00	5,837.99	0.00	0.00	7,871.27	0.00	0.00	6,807.78
Expense													
206-190-727021	DRUG AND ALCOHOL PROGRAM	1,000.00	7,900.00	0.00	1,200.00	0.00	83.20	8,644.42	1,342.10	500.00	0.00	2,500.00	0.00
206-190-750000	MISCELLANEOUS COMMODITIES	0.00	0.00	0.00	0.00	0.00	0.00	0.00	0.00	8,023.65	0.00	0.00	0.00
	Expense Total:	1,000.00	7,900.00	0.00	1,200.00	0.00	83.20	8,644.42	1,342.10	8,523.65	0.00	2,500.00	0.00
	Fund 206 Surplus (Deficit):	-1,000.00	-7,900.00	7,246.55	-1,200.00	0.00	5,754.79	-8,644.42	-1,342.10	-652.38	0.00	-2,500.00	6,807.78
Fund: 207 - E911 TELEPHONE TAX													
Revenue													
207-000-433000	E911 TELEPHONE TAX	8,385.30	8,436.12	8,475.06	8,239.44	8,645.34	8,349.00	8,421.60	8,319.78	8,371.44	8,485.62	8,391.90	8,495.52
	Revenue Total:	8,385.30	8,436.12	8,475.06	8,239.44	8,645.34	8,349.00	8,421.60	8,319.78	8,371.44	8,485.62	8,391.90	8,495.52
Expense													
207-220-723004	UTILITY - TELEPHONE	140.00	140.00	140.00	6,078.09	762.46	1,403.50	705.27	1,566.90	1,289.06	4,491.93	0.00	895.37
207-220-725000	TRAVEL AND TRAINING	0.00	0.00	0.00	1,594.46	410.00	0.00	0.00	0.00	0.00	0.00	0.00	0.00
207-220-727004	MAINTENANCE AGREEMENT	3,740.00	0.00	0.00	0.00	22,373.21	0.00	0.00	0.00	0.00	0.00	0.00	0.00
207-220-730000	CELL PHONE / IPAD	158.30	79.12	68.22	0.00	0.00	0.00	0.00	0.00	0.00	0.00	0.00	0.00
	Expense Total:	4,038.30	219.12	208.22	7,672.55	23,545.67	1,403.50	705.27	1,566.90	1,289.06	4,491.93	0.00	895.37
	Fund 207 Surplus (Deficit):	4,347.00	8,217.00	8,266.84	566.89	-14,900.33	6,945.50	7,716.33	6,752.88	7,082.38	3,993.69	8,391.90	7,600.15
Fund: 208 - CONVENTION AND VISITORS BUREAU													
Revenue													
208-000-437000	TRANSIENT GUEST TAX	38,641.60	0.00	0.00	29,259.05	0.00	0.00	39,963.75	0.00	0.00	40,082.13	0.00	0.00
208-000-521003	DONATIONS	0.00	0.00	0.00	0.00	0.00	0.00	750.00	0.00	0.00	350.00	0.00	0.00
208-165-473515	EVENT REVENUE	0.00	0.00	0.00	0.00	0.00	0.00	0.00	0.00	0.00	0.00	254.95	0.00
	Revenue Total:	38,641.60	0.00	0.00	29,259.05	0.00	0.00	40,713.75	0.00	0.00	40,432.13	254.95	0.00
Expense													
208-165-701000	FULL-TIME SALARIES	7,049.73	8,813.78	0.00	0.00	0.00	0.00	0.00	0.00	0.00	0.00	0.00	0.00
208-165-702000	PART-TIME SALARIES	896.89	0.00	985.77	749.98	887.12	577.50	720.00	2,069.29	585.00	922.50	839.53	1,913.90
208-165-705000	LIFE INSURANCE	4.20	4.20	0.00	0.00	0.00	0.00	-31.65	0.00	0.00	0.00	0.00	0.00

Monthly Activity Report

		January 2025	February 2025	March 2025	April 2025	May 2025	June 2025	July 2025	August 2025	September 2025	October 2025	November 2025	December 2025
208-165-707000	UNEMPLOYMENT INSURANCE	22.60	26.44	1.49	34.80	2.08	1.79	2.23	2.91	1.81	2.86	2.61	2.84
208-165-708000	WORK COMP	0.00	0.00	166.00	0.00	32.66	0.00	0.00	0.00	0.00	0.00	0.00	0.00
208-165-709000	K.P.E.R.S.	755.04	510.02	0.00	0.00	0.00	0.00	0.00	0.00	0.00	0.00	0.00	0.00
208-165-711000	F.I.C.A.	589.78	674.25	36.72	41.89	51.24	44.19	55.09	71.73	44.77	70.58	64.23	70.01
208-165-713000	ADMINISTRATION FEE	10.00	0.00	0.00	15.00	5.00	5.00	5.00	0.00	5.00	5.00	0.00	0.00
208-165-721000	POSTAGE AND SHIPPING	0.00	0.00	0.00	0.00	0.00	14.48	0.00	0.00	0.00	0.00	0.00	0.00
208-165-723001	UTILITY - GAS	78.98	0.00	267.57	146.34	62.62	0.00	0.00	127.87	0.00	0.00	0.00	160.19
208-165-723002	UTILITY - ELECTRIC	354.51	0.00	177.59	170.96	173.79	0.00	0.00	894.54	0.00	0.00	0.00	934.37
208-165-723004	UTILITY - TELEPHONE	113.54	0.00	216.02	106.46	107.58	0.00	0.00	324.45	0.00	0.00	0.00	433.72
208-165-725000	TRAVEL AND TRAINING	0.00	0.00	0.00	141.45	48.98	0.00	0.00	288.00	0.00	0.00	0.00	0.00
208-165-726000	DUES AND MEMBERSHIPS	0.00	0.00	500.00	0.00	0.00	0.00	0.00	0.00	0.00	0.00	0.00	0.00
208-165-727002	ADVERTISING	6,288.00	273.84	14,775.00	13,723.00	11,100.00	3,359.00	1,614.50	2,198.42	7,189.25	3,210.00	2,371.25	440.00
208-165-727005	TRASH / RECYCLING	14.00	0.00	28.00	14.00	14.00	0.00	0.00	42.00	0.00	0.00	0.00	56.00
208-165-727012	CONTRACTUAL SERVICES	2,260.78	0.00	1,558.07	1,144.88	28,443.97	3,264.99	-1,750.00	2,364.36	6,188.00	8,188.00	3,188.00	3,904.88
208-165-727031	EVENT EXPENSE	0.00	0.00	0.00	0.00	650.00	0.00	87.29	246.01	0.00	0.00	0.00	5,012.84
208-165-734000	GRANTS	0.00	0.00	650.00	480.61	0.00	0.00	0.00	0.00	0.00	0.00	0.00	0.00
208-165-742000	EQUIPMENT / VEHICLE MAINTENANCE	0.00	89.98	0.00	0.00	0.00	0.00	0.00	0.00	0.00	0.00	0.00	0.00
208-165-743000	OPERATING SUPPLIES	0.00	0.00	0.00	0.00	0.00	0.00	25.95	0.00	0.00	0.00	0.00	0.00
208-165-745000	JANITORIAL SUPPLIES	0.00	0.00	0.00	229.20	0.00	0.00	0.00	0.00	0.00	0.00	0.00	0.00
208-165-746000	GAS AND OIL	0.00	131.01	61.18	414.51	61.90	63.96	65.75	64.05	64.93	115.82	137.11	0.00
208-165-748000	BOOKS AND SUBSCRIPTIONS	0.00	0.00	0.00	0.00	0.00	0.00	0.00	0.00	0.00	164.50	168.00	0.00
208-165-750000	MISCELLANEOUS COMMODITIES	0.00	0.00	0.00	0.00	0.00	0.00	0.00	0.00	0.00	480.00	0.00	0.00
	Expense Total:	18,438.05	10,523.52	19,423.41	17,413.08	41,640.94	7,330.91	794.16	8,693.63	14,078.76	13,159.26	6,770.73	12,928.75
	Fund 208 Surplus (Deficit):	20,203.55	-10,523.52	-19,423.41	11,845.97	-41,640.94	-7,330.91	39,919.59	-8,693.63	-14,078.76	27,272.87	-6,515.78	-12,928.75
Fund: 209 - PARKS/COMMUNITY FACILITIES SALES TAX													
Revenue													
209-000-421000	CITY SALES TAX	7,642.64	7,724.52	6,393.32	7,373.25	7,254.15	8,373.24	7,683.73	7,255.93	7,767.67	7,462.18	7,177.73	6,705.31
209-000-423000	CITY COMPENSATING USE TAX	1,826.86	1,910.73	1,460.56	1,260.63	1,632.07	1,507.11	1,524.40	1,356.85	1,514.24	1,573.91	1,269.12	1,538.92
	Revenue Total:	9,469.50	9,635.25	7,853.88	8,633.88	8,886.22	9,880.35	9,208.13	8,612.78	9,281.91	9,036.09	8,446.85	8,244.23
Expense													
209-000-763000	IMPROVEMENTS	0.00	5,240.00	290.32	28,153.88	1,600.00	1,675.00	0.00	9,970.00	0.00	0.00	11,826.00	36,725.00
	Expense Total:	0.00	5,240.00	290.32	28,153.88	1,600.00	1,675.00	0.00	9,970.00	0.00	0.00	11,826.00	36,725.00
	Fund 209 Surplus (Deficit):	9,469.50	4,395.25	7,563.56	-19,520.00	7,286.22	8,205.35	9,208.13	-1,357.22	9,281.91	9,036.09	-3,379.15	-28,480.77
Fund: 210 - STREETS SALES TAX													
Revenue													
210-000-421000	CITY SALES TAX	68,783.72	69,520.64	57,539.85	66,359.27	65,287.33	75,359.16	69,153.53	65,303.32	69,909.04	67,159.59	64,599.54	60,347.77
210-000-423000	CITY COMPENSATING USE TAX	16,441.73	17,196.55	13,145.01	11,345.63	14,688.80	13,563.98	13,719.61	12,211.63	13,628.13	14,165.15	11,422.04	13,850.27
210-000-425000	CID SALES TAX - EMD / DQ	2,930.11	3,103.19	3,789.42	2,566.89	3,525.35	2,720.00	3,188.32	3,188.40	3,348.26	2,216.19	2,606.60	2,650.59
210-000-425001	CID SALES TAX - PRICE CHOPPER	49.38	67.74	50.45	22.80	33.40	173.28	42.58	155.60	35.87	21.74	47.68	40.56

Monthly Activity Report

		January 2025	February 2025	March 2025	April 2025	May 2025	June 2025	July 2025	August 2025	September 2025	October 2025	November 2025	December 2025
210-000-425002	CID SALES TAX - DOLLAR TREE	1,157.46	1,494.48	790.07	889.94	1,124.95	1,041.67	950.96	1,077.88	861.41	833.83	1,073.38	996.78
	Revenue Total:	89,362.40	91,382.60	75,314.80	81,184.53	84,659.83	92,858.09	87,055.00	81,936.83	87,782.71	84,396.50	79,749.24	77,885.97
	Expense												
210-000-763000	IMPROVEMENTS	0.00	0.00	0.00	0.00	0.00	0.00	0.00	0.00	0.00	16,202.48	1,328.26	107,140.60
210-160-736000	CID PAYMENT TO EMD	3,036.80	2,161.76	2,385.00	3,133.53	0.00	2,379.47	1,720.72	1,995.02	2,090.01	2,284.95	1,203.66	1,629.07
210-160-736001	DOLLAR TREE CID	1,026.67	1,157.46	1,494.48	790.07	0.00	1,124.95	1,041.67	950.96	1,077.88	861.41	833.72	1,073.38
210-160-736500	CID PAYMENT TO DQ	971.91	768.35	718.19	655.89	0.00	1,145.88	999.28	1,193.30	1,098.39	1,063.31	1,012.53	977.53
210-160-736600	CID PAYMENT TO PRICE CHOPPER	129.76	49.38	67.74	50.45	0.00	33.40	173.28	42.58	155.60	35.87	21.74	47.68
210-300-727004	MAINTENANCE AGREEMENT	0.00	0.00	0.00	0.00	0.00	0.00	0.00	0.00	3,086.90	0.00	0.00	0.00
210-300-727012	CONTRACTUAL SERVICES	0.00	0.00	0.00	0.00	0.00	0.00	0.00	6,015.00	201,000.00	0.00	0.00	0.00
210-300-742000	EQUIPMENT / VEHICLE MAINTENANCE	0.00	0.00	0.00	0.00	0.00	0.00	0.00	0.00	0.00	3,587.64	0.00	0.00
210-300-743000	OPERATING SUPPLIES	0.00	0.00	0.00	0.00	0.00	0.00	0.00	0.00	2,433.00	1,218.98	0.00	0.00
210-300-763000	IMPROVEMENTS	0.00	0.00	0.00	0.00	0.00	0.00	0.00	0.00	0.00	96,350.00	0.00	0.00
210-300-764000	MACHINERY AND EQUIPMENT	0.00	0.00	0.00	0.00	0.00	0.00	0.00	317,540.00	2,994.00	0.00	0.00	0.00
210-999-999321	TRANSFER TO KDOT - HORTON STREET	0.00	0.00	0.00	0.00	0.00	0.00	0.00	0.00	0.00	0.00	0.00	542,070.23
	Expense Total:	5,165.14	4,136.95	4,665.41	4,629.94	0.00	4,683.70	3,934.95	327,736.86	213,935.78	121,604.64	4,399.91	652,938.49
	Fund 210 Surplus (Deficit):	84,197.26	87,245.65	70,649.39	76,554.59	84,659.83	88,174.39	83,120.05	-245,800.03	-126,153.07	-37,208.14	75,349.33	-575,052.52
Fund: 213 - EQUIPMENT RESERVE													
	Revenue												
213-000-699100	TRANSFER FROM GENERAL FUND	0.00	0.00	0.00	75,000.00	0.00	0.00	0.00	0.00	0.00	0.00	0.00	0.00
	Revenue Total:	0.00	0.00	0.00	75,000.00	0.00	0.00	0.00	0.00	0.00	0.00	0.00	0.00
	Fund 213 Total:	0.00	0.00	0.00	75,000.00	0.00	0.00	0.00	0.00	0.00	0.00	0.00	0.00
Fund: 214 - CAPITAL IMPROVEMENTS													
	Revenue												
214-000-699100	TRANSFER FROM GENERAL FUND	0.00	0.00	0.00	50,000.00	0.00	0.00	0.00	0.00	0.00	0.00	0.00	0.00
	Revenue Total:	0.00	0.00	0.00	50,000.00	0.00	0.00	0.00	0.00	0.00	0.00	0.00	0.00
	Expense												
214-200-764000	MACHINERY AND EQUIPMENT	0.00	0.00	0.00	0.00	0.00	0.00	0.00	0.00	70.27	0.00	0.00	0.00
214-210-763000	IMPROVEMENTS	0.00	0.00	34.48	0.00	0.00	0.00	0.00	0.00	45.57	0.00	0.00	0.00
214-210-764000	MACHINERY AND EQUIPMENT	0.00	0.00	0.00	0.00	0.00	0.00	0.00	0.00	10,182.51	0.00	0.00	0.00
	Expense Total:	0.00	0.00	34.48	0.00	0.00	0.00	0.00	0.00	10,298.35	0.00	0.00	0.00
	Fund 214 Surplus (Deficit):	0.00	0.00	-34.48	50,000.00	0.00	0.00	0.00	0.00	-10,298.35	0.00	0.00	0.00
Fund: 215 - LAND BANK													
	Revenue												
215-000-436100	BOURBON COUNTY	0.00	0.00	0.00	0.00	0.00	0.00	0.00	126.24	0.00	0.00	0.00	0.00
215-000-451000	FEES	0.00	0.00	0.00	0.00	0.00	0.00	0.00	0.00	0.00	-21.52	0.00	0.00
215-000-515000	SALE OF PROPERTY	750.00	0.00	0.00	0.00	0.00	2,000.00	0.00	0.00	2,500.00	1,000.00	0.00	0.00
215-000-699203	TRANSFER FROM ECONOMIC DEVELOPM...	0.00	0.00	0.00	50,000.00	0.00	0.00	0.00	0.00	0.00	0.00	0.00	0.00
	Revenue Total:	750.00	0.00	0.00	50,000.00	0.00	2,000.00	0.00	126.24	2,500.00	978.48	0.00	0.00

Monthly Activity Report

		January 2025	February 2025	March 2025	April 2025	May 2025	June 2025	July 2025	August 2025	September 2025	October 2025	November 2025	December 2025
Expense													
215-000-727012	CONTRACTUAL SERVICES	0.00	0.00	0.00	0.00	0.00	0.00	0.00	0.00	0.00	0.00	0.00	250.00
215-000-727015	DEMOLITION EXPENSES	0.00	0.00	0.00	0.00	4,460.56	0.00	0.00	0.00	0.00	0.00	0.00	0.00
215-240-724000	LEGAL PUBLICATIONS	0.00	0.00	0.00	25.50	0.00	0.00	0.00	27.75	0.00	18.50	0.00	0.00
215-240-727010	MOWING - ASSESSMENT PROPERTY	0.00	0.00	0.00	684.00	2,027.99	598.01	1,722.00	1,106.00	490.00	508.00	454.00	0.00
215-240-727011	BANK / CREDIT CARD FEES	0.00	0.00	0.00	0.00	1.07	0.00	0.00	0.00	0.00	0.00	0.00	0.00
215-240-727012	CONTRACTUAL SERVICES	833.36	833.36	833.36	833.36	1,376.36	943.33	833.36	0.00	0.00	0.00	0.00	0.00
	Expense Total:	833.36	833.36	833.36	1,542.86	7,865.98	1,541.34	2,555.36	1,133.75	490.00	526.50	454.00	250.00
	Fund 215 Surplus (Deficit):	-83.36	-833.36	-833.36	48,457.14	-7,865.98	458.66	-2,555.36	-1,007.51	2,010.00	451.98	-454.00	-250.00
Fund: 216 - LAROCHE CAPITAL OUTLAY													
Revenue													
216-000-521012	REIMBURSED EXPENSE	0.00	0.00	0.00	5,000.00	0.00	0.00	0.00	0.00	0.00	0.00	0.00	0.00
216-000-699100	TRANSFER FROM GENERAL FUND	0.00	0.00	0.00	10,000.00	0.00	0.00	0.00	0.00	0.00	0.00	0.00	0.00
	Revenue Total:	0.00	0.00	0.00	15,000.00	0.00	0.00	0.00	0.00	0.00	0.00	0.00	0.00
	Fund 216 Total:	0.00	0.00	0.00	15,000.00	0.00	0.00	0.00	0.00	0.00	0.00	0.00	0.00
Fund: 218 - RECREATION													
Revenue													
218-000-472300	REC - SPECIAL EVENTS	0.00	0.00	0.00	0.00	20.00	0.00	0.00	0.00	20.00	0.00	220.00	0.00
218-000-472400	REC - FITNESS	30.00	36.00	0.00	0.00	30.00	0.00	0.00	0.00	0.00	0.00	0.00	0.00
218-000-472600	REC - CAMPS	0.00	0.00	0.00	0.00	1,065.00	265.00	120.00	0.00	0.00	0.00	0.00	0.00
218-000-472700	REC - FSHS CAMPS	0.00	0.00	0.00	280.00	2,010.00	4,230.00	1,410.00	0.00	0.00	0.00	0.00	0.00
218-000-472800	REC - SWIM	0.00	0.00	0.00	0.00	6,850.00	2,070.00	750.00	0.00	0.00	0.00	0.00	0.00
218-000-472900	REC - LEAGUES	5,500.00	2,505.00	8,210.00	3,680.00	150.00	25.00	3,075.00	5,540.00	1,850.00	5,950.00	800.00	2,070.00
218-000-472925	REC - CONCESSIONS	67.50	652.00	27.00	0.00	1.50	4,669.50	2,213.00	0.00	384.00	219.00	410.50	306.00
218-000-472999	REC - MISCELLANEOUS	5,105.50	290.00	1,284.00	277.50	8,197.38	2,930.00	200.00	4,250.00	3,686.50	240.00	4,593.00	985.50
218-000-699100	TRANSFER FROM GENERAL FUND	0.00	0.00	0.00	0.00	0.00	0.00	0.00	0.00	35,566.00	0.00	0.00	0.00
	Revenue Total:	10,703.00	3,483.00	9,521.00	4,237.50	18,323.88	14,189.50	7,768.00	9,790.00	41,506.50	6,409.00	6,023.50	3,361.50
Expense													
218-000-727012	CONTRACTUAL SERVICES	18,055.00	6,390.50	8,123.50	7,702.50	16,692.38	1,906.50	21,817.50	35,230.00	3,734.50	9,685.00	4,928.50	4,168.50
	Expense Total:	18,055.00	6,390.50	8,123.50	7,702.50	16,692.38	1,906.50	21,817.50	35,230.00	3,734.50	9,685.00	4,928.50	4,168.50
	Fund 218 Surplus (Deficit):	-7,352.00	-2,907.50	1,397.50	-3,465.00	1,631.50	12,283.00	-14,049.50	-25,440.00	37,772.00	-3,276.00	1,095.00	-807.00
Fund: 219 - GOLF COURSE													
Revenue													
219-000-464000	CLUB RENTAL	0.00	45.00	30.00	60.00	45.00	195.00	105.00	45.00	15.00	75.00	15.00	15.00
219-000-464001	SINGLE MEMBERSHIP	0.00	1,620.00	3,240.00	4,320.00	19,980.00	5,940.00	2,160.00	2,900.00	540.00	0.00	1,080.00	1,080.00
219-000-464002	YOUTH MEMBERSHIP	0.00	30.00	178.00	54.00	336.00	584.00	264.00	1,258.59	592.00	108.00	42.00	46.00
219-000-464003	FAMILY MEMBERSHIP	0.00	5,180.00	1,480.00	1,480.00	11,840.00	5,180.00	2,420.00	740.00	740.00	740.00	0.00	0.00
219-000-464005	GOLF WEEKDAY RATES	519.00	1,167.00	3,684.00	3,798.00	3,852.00	4,026.81	4,895.07	4,331.79	2,778.38	3,087.79	1,194.66	860.88
219-000-464006	GOLF WEEKEND RATES	247.00	2,131.00	7,447.00	4,950.00	10,246.00	7,836.02	8,614.08	12,018.63	7,324.07	6,799.64	4,875.65	3,014.01
219-000-464007	GOLF DAILY TRAIL FEES	0.00	31.00	226.00	71.00	180.00	339.00	265.67	438.49	392.70	291.66	318.25	131.00

Monthly Activity Report

		January 2025	February 2025	March 2025	April 2025	May 2025	June 2025	July 2025	August 2025	September 2025	October 2025	November 2025	December 2025
219-000-464009	GOLF CART RENTALS	518.00	4,118.00	8,142.00	6,724.00	13,672.00	9,385.47	9,719.28	11,100.65	6,887.96	6,350.44	3,832.74	2,426.59
219-000-464010	GOLF ANNUAL TRAIL FEE	0.00	525.00	700.00	1,575.00	7,525.00	2,625.00	1,575.00	1,050.00	700.00	175.00	175.00	175.00
219-000-464011	GOLF TOURNAMENTS	0.00	0.00	0.00	1,080.00	0.00	8,440.00	11,280.00	4,600.00	4,888.00	3,368.00	0.00	0.00
219-000-464012	GOLF BUILDING RENTAL	0.00	0.00	0.00	400.00	3,600.00	1,200.00	800.00	400.00	400.00	0.00	0.00	0.00
219-000-464014	GOLF CONCESSIONS	80.00	456.49	2,099.05	2,113.44	2,798.88	3,777.45	3,803.56	3,571.12	2,239.30	1,874.54	1,007.83	755.81
219-000-464015	GOLF ALCOHOL SALES	175.00	1,082.50	3,570.00	3,492.50	5,905.50	9,769.09	8,879.44	8,752.15	5,223.76	3,940.36	1,646.93	1,778.40
219-000-464017	GOLF MERCHANDISE SALES	32.00	407.90	1,223.00	2,743.28	2,057.96	2,517.47	3,162.70	2,617.90	1,384.02	1,441.32	664.84	860.36
219-000-464022	GOLF COURSE TIPS	0.00	0.00	9.70	39.75	57.45	684.63	225.45	92.30	34.30	44.25	0.00	2.00
219-000-464023	CORPORATE MEMBERSHIP	0.00	0.00	0.00	0.00	0.00	2,500.00	0.00	0.00	0.00	0.00	0.00	0.00
219-000-521000	MISCELLANEOUS REVENUE	0.00	0.00	0.00	1,170.00	0.00	0.00	786.00	1,250.00	0.00	50.00	0.00	54.00
219-000-521001	CASH LONG/SHORT	0.00	0.00	0.00	0.00	-63.68	51.67	-14.24	-44.91	103.41	-0.50	10.50	-130.30
219-000-521012	REIMBURSED EXPENSE	0.00	0.00	0.00	0.00	0.00	0.00	0.00	0.00	0.00	1,718.24	0.00	0.00
219-000-699100	TRANSFER FROM GENERAL FUND	0.00	0.00	0.00	0.00	0.00	0.00	0.00	0.00	142,135.64	0.00	0.00	59,630.23
	Revenue Total:	1,571.00	16,793.89	32,028.75	34,070.97	82,032.11	65,051.61	58,941.01	55,121.71	176,378.54	30,063.74	14,863.40	70,698.98
Expense													
219-425-701000	FULL-TIME SALARIES	6,550.47	4,512.00	4,512.00	4,513.00	4,514.00	4,512.00	4,512.00	6,770.00	4,512.00	4,513.00	4,859.43	4,512.00
219-425-702000	PART-TIME SALARIES	1,574.56	1,047.50	2,966.50	3,667.15	4,198.70	5,896.15	5,604.08	7,866.90	4,394.55	3,703.75	4,046.74	2,050.50
219-425-704000	HEALTH INSURANCE	0.00	0.00	0.00	0.00	0.00	0.00	0.00	0.00	0.00	688.26	688.26	688.26
219-425-705000	LIFE INSURANCE	0.00	0.00	0.00	0.00	0.00	0.00	0.00	0.00	4.20	4.20	4.20	4.20
219-425-707000	UNEMPLOYMENT INSURANCE	23.99	16.37	22.35	64.95	26.16	31.41	30.51	44.11	26.75	24.51	26.64	19.42
219-425-708000	WORK COMP	0.00	0.00	1,677.00	0.00	342.12	0.00	0.00	0.00	0.00	0.00	0.00	0.00
219-425-709000	K.P.E.R.S.	701.56	483.24	483.24	483.34	483.45	483.24	483.24	725.07	483.24	483.34	520.45	483.24
219-425-711000	F.I.C.A.	621.58	425.30	572.12	625.79	666.54	796.25	773.88	1,119.73	681.36	625.87	678.56	513.76
219-425-713000	ADMINISTRATION FEE	10.00	0.00	0.00	15.00	5.00	5.00	5.00	0.00	5.00	5.00	0.00	0.00
219-425-721000	POSTAGE AND SHIPPING	0.00	0.00	0.00	0.00	0.00	14.46	0.00	0.00	0.00	0.00	0.00	0.00
219-425-723001	UTILITY - GAS	175.71	0.00	245.43	193.70	0.00	656.62	50.17	47.51	46.69	97.66	0.00	79.23
219-425-723002	UTILITY - ELECTRIC	1,398.52	0.00	2,287.24	1,415.01	1,682.28	2,042.51	2,318.92	0.00	5,837.34	5,636.25	0.00	1,876.16
219-425-723003	UTILITY - CABLE	160.10	0.00	320.20	160.09	0.00	480.27	0.00	160.09	0.00	312.22	0.00	160.11
219-425-725000	TRAVEL AND TRAINING	0.00	0.00	0.00	0.00	0.00	0.00	0.00	0.00	0.00	76.34	0.00	0.00
219-425-726000	DUES AND MEMBERSHIPS	0.00	67.50	0.00	0.00	0.00	0.00	0.00	0.00	0.00	0.00	0.00	0.00
219-425-727002	ADVERTISING	0.00	0.00	0.00	0.00	0.00	0.00	0.00	50.00	0.00	0.00	0.00	100.00
219-425-727005	TRASH / RECYCLING	114.00	0.00	171.00	57.00	0.00	57.00	57.00	57.00	57.00	57.00	57.00	57.00
219-425-727011	BANK / CREDIT CARD FEES	101.64	284.71	715.62	667.24	1,642.64	1,252.41	966.79	965.63	674.26	538.95	356.87	261.13
219-425-727012	CONTRACTUAL SERVICES	108.00	40.00	0.00	134.41	125.40	0.00	1,020.00	250.69	0.00	300.25	27.00	0.00
219-425-727016	LICENSE / PERMIT	0.00	0.00	0.00	250.00	0.00	0.00	0.00	0.00	0.00	0.00	0.00	25.00
219-425-741000	BUILDING MAINTENANCE	0.00	359.28	0.00	0.00	0.00	0.00	0.00	0.00	115.00	0.00	0.00	0.00
219-425-742000	EQUIPMENT / VEHICLE MAINTENANCE	0.00	82.68	167.58	24.19	116.78	0.00	154.57	379.99	0.00	0.00	24.98	107.95
219-425-743000	OPERATING SUPPLIES	0.00	0.00	0.00	0.00	0.00	0.00	0.00	344.54	0.00	0.00	0.00	0.00
219-425-744000	OFFICE SUPPLIES	0.00	0.00	0.00	196.88	0.00	205.04	0.00	0.00	0.00	67.96	65.52	210.53
219-425-745000	JANITORIAL SUPPLIES	0.00	0.00	0.00	46.09	0.00	0.00	386.67	0.00	0.00	0.00	111.55	0.00
219-425-746000	GAS AND OIL	0.00	0.00	0.00	0.00	0.00	0.00	0.00	1,480.46	0.00	0.00	0.00	0.00
219-425-748000	BOOKS AND SUBSCRIPTIONS	0.00	36.66	0.00	0.00	0.00	0.00	0.00	0.00	0.00	6.08	0.00	202.00

Monthly Activity Report

	January 2025	February 2025	March 2025	April 2025	May 2025	June 2025	July 2025	August 2025	September 2025	October 2025	November 2025	December 2025	
219-425-749000	CONCESSION SUPPLIES	0.00	676.67	992.64	2,390.26	1,562.15	1,641.98	3,183.34	3,130.92	1,665.64	2,452.57	627.89	112.50
219-425-749001	ALCOHOL	0.00	976.60	2,047.40	1,618.80	2,142.10	3,712.80	3,717.00	2,568.00	1,834.50	1,578.50	0.00	0.00
219-425-750000	MISCELLANEOUS COMMODITIES	0.00	0.00	567.75	591.95	0.00	131.40	0.00	476.05	0.00	138.64	49.28	0.00
219-425-750003	REFUNDS	0.00	26.00	0.00	0.00	38.00	617.00	4,574.00	120.00	20.00	0.00	27.00	0.00
219-425-753000	MERCHANDISE FOR RESALE	0.00	0.00	1,621.93	3,281.73	2,915.50	1,087.03	1,719.36	765.31	0.00	1,152.66	2,043.94	0.00
219-425-763000	IMPROVEMENTS	0.00	0.00	0.00	0.00	0.00	0.00	663.91	0.00	0.00	0.00	0.00	0.00
219-425-764000	MACHINERY AND EQUIPMENT	0.00	0.00	0.00	0.00	0.00	2,437.50	0.00	0.00	0.00	0.00	0.00	0.00
219-427-701000	FULL-TIME SALARIES	14,528.56	9,723.83	9,750.41	9,745.69	9,820.86	9,849.96	9,906.55	14,773.84	9,983.02	9,796.50	10,945.75	9,769.22
219-427-702000	PART-TIME SALARIES	4,845.16	2,553.69	3,057.79	3,769.23	6,341.06	6,377.11	6,534.53	8,340.59	3,764.44	3,568.03	3,896.77	2,593.45
219-427-703000	OVERTIME	0.00	0.00	112.12	274.63	881.60	323.96	979.77	905.22	767.37	504.35	188.07	6.76
219-427-704000	HEALTH INSURANCE	3,018.00	3,018.00	3,018.00	3,018.00	3,018.00	3,018.00	3,018.00	3,018.00	2,027.94	2,027.94	2,027.94	2,027.94
219-427-705000	LIFE INSURANCE	16.80	16.80	16.80	16.80	16.80	16.80	16.80	16.80	21.00	21.00	21.00	21.00
219-427-707000	UNEMPLOYMENT INSURANCE	54.00	33.33	35.16	110.17	47.62	46.22	48.78	67.90	41.41	39.48	42.85	35.19
219-427-708000	WORK COMP	0.00	0.00	842.00	0.00	171.07	0.00	0.00	0.00	0.00	0.00	0.00	0.00
219-427-709000	K.P.E.R.S.	2,008.22	1,310.92	1,376.15	1,101.89	1,522.23	1,449.62	1,531.48	2,235.15	1,492.51	1,473.64	1,597.89	1,321.12
219-427-711000	F.I.C.A.	1,422.49	879.61	928.80	995.29	1,244.22	1,206.52	1,273.07	1,777.92	1,090.06	1,040.62	1,129.48	952.58
219-427-712000	SHORT TERM DISABILITY	10.00	10.00	10.00	10.00	10.00	10.00	10.00	10.00	0.00	0.00	0.00	0.00
219-427-713000	ADMINISTRATION FEE	30.00	0.00	0.00	45.00	15.00	15.00	34.23	0.00	15.00	15.00	0.00	0.00
219-427-724000	LEGAL PUBLICATIONS	0.00	428.75	0.00	0.00	0.00	0.00	0.00	0.00	0.00	0.00	0.00	0.00
219-427-725000	TRAVEL AND TRAINING	0.00	0.00	0.00	0.00	0.00	0.00	0.00	0.00	0.00	0.00	40.00	0.00
219-427-726000	DUES AND MEMBERSHIPS	0.00	76.65	267.23	9.15	0.00	0.00	0.00	0.00	0.00	0.00	0.00	0.00
219-427-727002	ADVERTISING	0.00	0.00	0.00	0.00	0.00	0.00	0.00	50.00	0.00	0.00	0.00	0.00
219-427-727004	MAINTENANCE AGREEMENT	0.00	58.00	0.00	0.00	0.00	0.00	0.00	0.00	0.00	0.00	0.00	0.00
219-427-727011	BANK / CREDIT CARD FEES	0.00	0.00	0.00	0.00	0.00	0.00	4.09	0.00	0.00	0.00	0.00	0.00
219-427-727012	CONTRACTUAL SERVICES	9.15	0.00	0.00	67.41	0.00	19.23	0.00	0.00	0.00	0.00	0.00	0.00
219-427-730000	CELL PHONE / IPAD	25.23	0.00	0.00	0.00	0.00	0.00	0.00	224.73	0.00	80.03	0.00	40.02
219-427-741000	BUILDING MAINTENANCE	0.00	0.00	100.00	0.00	0.00	0.00	0.00	0.00	0.00	0.00	0.00	0.00
219-427-742000	EQUIPMENT / VEHICLE MAINTENANCE	1,761.75	704.65	608.65	19.79	741.93	728.18	389.95	5,946.55	1,655.50	961.58	570.80	0.00
219-427-742001	IRRIGATION SYSTEM MAINTENANCE	0.00	0.00	0.00	0.00	0.00	0.00	3,641.35	442.53	243.87	48.03	168.85	0.00
219-427-743000	OPERATING SUPPLIES	0.00	95.39	160.99	0.00	49.93	0.00	1,973.48	0.00	0.00	21.99	0.00	354.17
219-427-743001	FERTILIZER	0.00	0.00	0.00	0.00	0.00	0.00	0.00	16,404.00	12,060.00	0.00	500.00	0.00
219-427-743002	SAND/GRAVEL	0.00	0.00	0.00	0.00	0.00	0.00	0.00	1,963.60	0.00	0.00	0.00	0.00
219-427-745000	JANITORIAL SUPPLIES	0.00	0.00	0.00	0.00	28.98	0.00	0.00	0.00	0.00	0.00	0.00	0.00
219-427-746000	GAS AND OIL	0.00	1,758.85	0.00	60.76	1,175.48	1,190.60	447.49	0.00	432.64	10.00	0.00	0.00
219-427-747000	UNIFORMS AND CLOTHING	0.00	0.00	0.00	0.00	0.00	75.00	0.00	0.00	0.00	0.00	0.00	0.00
219-427-748000	BOOKS AND SUBSCRIPTIONS	400.61	0.00	0.00	0.00	0.00	9.15	187.46	9.15	0.00	6.08	0.00	0.00
219-427-750000	MISCELLANEOUS COMMODITIES	338.83	585.17	3,380.79	654.65	2,532.47	282.44	79.40	0.00	130.32	47.98	30.29	54.07
219-427-752000	CHEMICALS	6,693.41	5,127.75	1,166.00	12,022.00	0.00	8,417.00	4,102.50	99.99	0.00	0.00	0.00	5,623.68
219-427-763000	IMPROVEMENTS	0.00	0.00	0.00	0.00	0.00	0.00	0.00	0.00	0.00	202.62	6,053.54	0.00

Monthly Activity Report

		January 2025	February 2025	March 2025	April 2025	May 2025	June 2025	July 2025	August 2025	September 2025	October 2025	November 2025	December 2025
219-427-764000	MACHINERY AND EQUIPMENT	6,500.00	0.00	25,000.00	0.00	0.00	0.00	0.00	0.00	0.00	0.00	0.00	0.00
	Expense Total:	53,202.34	35,415.90	69,200.89	52,317.04	48,078.07	59,094.86	63,735.46	82,308.28	56,046.21	42,327.88	41,428.54	34,262.19
	Fund 219 Surplus (Deficit):	-51,631.34	-18,622.01	-37,172.14	-18,246.07	33,954.04	5,956.75	-4,794.45	-27,186.57	120,332.33	-12,264.14	-26,565.14	36,436.79
Fund: 254 - CDBG: MAYCO ACE													
Revenue													
254-000-699100	TRANSFER FROM GENERAL FUND	0.00	0.00	0.00	0.00	0.00	0.00	0.00	0.00	82,266.00	0.00	0.00	0.00
	Revenue Total:	0.00	0.00	0.00	0.00	0.00	0.00	0.00	0.00	82,266.00	0.00	0.00	0.00
	Fund 254 Total:	0.00	0.00	0.00	0.00	0.00	0.00	0.00	0.00	82,266.00	0.00	0.00	0.00
Fund: 256 - CDBG - SANITARY SEWER													
Revenue													
256-000-699712	TRANSFER FROM WASTEWATER UTILITY	0.00	0.00	0.00	0.00	0.00	0.00	0.00	0.00	1,153,684.40	0.00	0.00	0.00
	Revenue Total:	0.00	0.00	0.00	0.00	0.00	0.00	0.00	0.00	1,153,684.40	0.00	0.00	0.00
	Fund 256 Total:	0.00	0.00	0.00	0.00	0.00	0.00	0.00	0.00	1,153,684.40	0.00	0.00	0.00
Fund: 334 - ARPA													
Expense													
334-190-727026	PUBLIC HEALTH	0.00	0.00	600,000.00	0.00	0.00	0.00	0.00	0.00	0.00	0.00	0.00	0.00
	Expense Total:	0.00	0.00	600,000.00	0.00	0.00	0.00	0.00	0.00	0.00	0.00	0.00	0.00
	Fund 334 Total:	0.00	0.00	600,000.00	0.00	0.00	0.00	0.00	0.00	0.00	0.00	0.00	0.00
Fund: 336 - PUBLIC SAFETY TRUST													
Revenue													
336-210-521003	DONATIONS	0.00	0.00	0.00	0.00	0.00	0.00	0.00	0.00	0.00	0.00	250.00	0.00
	Revenue Total:	0.00	0.00	0.00	0.00	0.00	0.00	0.00	0.00	0.00	0.00	250.00	0.00
	Fund 336 Total:	0.00	0.00	0.00	0.00	0.00	0.00	0.00	0.00	0.00	0.00	250.00	0.00
Fund: 337 - Municipalities Fight Addiction (Opioid) Fund													
Revenue													
337-000-438000	GRANTS	0.00	1,155.86	0.00	0.00	2,831.92	0.00	0.00	0.00	2,578.42	0.00	0.00	0.00
337-000-521000	MISCELLANEOUS REVENUE	0.00	0.00	0.00	0.00	0.00	0.00	0.00	0.00	0.00	0.00	7,210.91	0.00
	Revenue Total:	0.00	1,155.86	0.00	0.00	2,831.92	0.00	0.00	0.00	2,578.42	0.00	7,210.91	0.00
	Fund 337 Total:	0.00	1,155.86	0.00	0.00	2,831.92	0.00	0.00	0.00	2,578.42	0.00	7,210.91	0.00
Fund: 339 - KDOT - CCLIP GI GRANT													
Expense													
339-300-727006	ENGINEERING SERVICES	0.00	23,736.49	3,542.37	0.00	0.00	0.00	0.00	0.00	0.00	0.00	0.00	0.00
	Expense Total:	0.00	23,736.49	3,542.37	0.00	0.00	0.00	0.00	0.00	0.00	0.00	0.00	0.00
	Fund 339 Total:	0.00	23,736.49	3,542.37	0.00	0.00	0.00	0.00	0.00	0.00	0.00	0.00	0.00
Fund: 340 - KDOT - HORTON STREET													
Revenue													
340-000-438007	GRANT - KDOT	0.00	0.00	0.00	0.00	0.00	0.00	0.00	0.00	0.00	0.00	0.00	1,044,955.79

Monthly Activity Report

		January 2025	February 2025	March 2025	April 2025	May 2025	June 2025	July 2025	August 2025	September 2025	October 2025	November 2025	December 2025
340-000-699100	TRANSFER FROM GENERAL FUND	0.00	0.00	0.00	0.00	0.00	0.00	0.00	0.00	0.00	0.00	0.00	542,070.23
	Revenue Total:	0.00	0.00	0.00	0.00	0.00	0.00	0.00	0.00	0.00	0.00	0.00	1,587,026.02
	Expense												
340-300-727006	ENGINEERING SERVICES	28,686.16	44,275.69	0.00	0.00	23,426.88	10,917.04	0.00	0.00	0.00	0.00	0.00	0.00
340-300-763000	IMPROVEMENTS	126,029.60	123,974.52	0.00	0.00	114,882.66	489,525.55	0.00	0.00	0.00	0.00	0.00	0.00
	Expense Total:	154,715.76	168,250.21	0.00	0.00	138,309.54	500,442.59	0.00	0.00	0.00	0.00	0.00	0.00
	Fund 340 Surplus (Deficit):	-154,715.76	-168,250.21	0.00	0.00	-138,309.54	-500,442.59	0.00	0.00	0.00	0.00	0.00	1,587,026.02
Fund: 341 - FAA - Runway Reconstruction													
	Revenue												
341-000-438008	GRANT - FAA	0.00	0.00	0.00	0.00	0.00	0.00	0.00	0.00	88,730.00	0.00	0.00	0.00
	Revenue Total:	0.00	0.00	0.00	0.00	0.00	0.00	0.00	0.00	88,730.00	0.00	0.00	0.00
	Expense												
341-310-727006	ENGINEERING SERVICES	0.00	0.00	0.00	0.00	0.00	0.00	0.00	0.00	75,330.00	0.00	0.00	0.00
	Expense Total:	0.00	0.00	0.00	0.00	0.00	0.00	0.00	0.00	75,330.00	0.00	0.00	0.00
	Fund 341 Surplus (Deficit):	0.00	0.00	0.00	0.00	0.00	0.00	0.00	0.00	13,400.00	0.00	0.00	0.00
Fund: 342 - KDOT: EAST NATIONAL													
	Expense												
342-300-727006	ENGINEERING SERVICES	0.00	0.00	0.00	0.00	0.00	0.00	0.00	0.00	32,275.00	25,125.00	5,175.00	0.00
	Expense Total:	0.00	0.00	0.00	0.00	0.00	0.00	0.00	0.00	32,275.00	25,125.00	5,175.00	0.00
	Fund 342 Total:	0.00	0.00	0.00	0.00	0.00	0.00	0.00	0.00	32,275.00	25,125.00	5,175.00	0.00
Fund: 600 - DEBT SERVICE													
	Revenue												
600-000-401000	AD VALOREM TAX - CURRENT	0.00	0.00	0.00	0.00	0.00	0.00	0.00	0.00	-2.18	0.00	0.00	0.00
600-000-402000	AD VALOREM TAX - DELINQUENT	990.06	0.00	157.69	0.00	0.00	867.63	0.00	0.00	324.76	0.00	1,036.09	0.00
600-000-405000	HEAVY TRUCK TAX	-1.39	0.00	0.00	0.00	0.00	1.15	0.00	0.00	0.00	0.00	0.00	0.00
	Revenue Total:	988.67	0.00	157.69	0.00	0.00	868.78	0.00	0.00	322.58	0.00	1,036.09	0.00
	Expense												
600-600-801002	PRINCIPAL - WATER UTILITY	0.00	0.00	0.00	0.00	0.00	0.00	0.00	0.00	69,285.50	0.00	0.00	-69,285.50
600-600-802002	INTEREST - WATER UTILITY	0.00	0.00	0.00	0.00	0.00	0.00	0.00	0.00	139,534.50	0.00	0.00	-139,534.50
600-600-803010	LEASE PURCHASE- GOLF	0.00	0.00	22,559.99	0.00	0.00	0.00	0.00	0.00	0.00	0.00	0.00	0.00
	Expense Total:	0.00	0.00	22,559.99	0.00	0.00	0.00	0.00	0.00	208,820.00	0.00	0.00	-208,820.00
	Fund 600 Surplus (Deficit):	988.67	0.00	-22,402.30	0.00	0.00	868.78	0.00	0.00	-208,497.42	0.00	1,036.09	208,820.00
Fund: 707 - SEWER CAPITAL RESERVE													
	Expense												
707-550-763000	IMPROVEMENTS	0.00	0.00	0.00	0.00	83,500.00	68,161.51	0.00	3,587.45	0.00	0.00	0.00	-71,748.96
	Expense Total:	0.00	0.00	0.00	0.00	83,500.00	68,161.51	0.00	3,587.45	0.00	0.00	0.00	-71,748.96
	Fund 707 Total:	0.00	0.00	0.00	0.00	83,500.00	68,161.51	0.00	3,587.45	0.00	0.00	0.00	-71,748.96

Monthly Activity Report

		January 2025	February 2025	March 2025	April 2025	May 2025	June 2025	July 2025	August 2025	September 2025	October 2025	November 2025	December 2025
Fund: 708 - WATER CAPITAL RESERVE													
Revenue													
708-000-699711	TRANSFER FROM WATER UTILITY	0.00	0.00	0.00	0.00	0.00	200,000.00	0.00	0.00	0.00	0.00	0.00	0.00
	Revenue Total:	0.00	0.00	0.00	0.00	0.00	200,000.00	0.00	0.00	0.00	0.00	0.00	0.00
Expense													
708-510-764000	MACHINERY AND EQUIPMENT	0.00	0.00	0.00	0.00	0.00	0.00	9,995.00	0.00	0.00	0.00	0.00	0.00
708-999-999711	TRANSFER TO WATER UTILITY	0.00	0.00	0.00	-200,000.00	0.00	200,000.00	0.00	0.00	0.00	0.00	0.00	0.00
	Expense Total:	0.00	0.00	0.00	-200,000.00	0.00	200,000.00	9,995.00	0.00	0.00	0.00	0.00	0.00
	Fund 708 Surplus (Deficit):	0.00	0.00	0.00	200,000.00	0.00	0.00	-9,995.00	0.00	0.00	0.00	0.00	0.00
Fund: 709 - STORMWATER CAPITAL RESERVE													
Revenue													
709-000-699719	TRANSFER FROM STORMWATER UTILITY	0.00	0.00	0.00	125,000.00	0.00	0.00	0.00	0.00	0.00	0.00	0.00	0.00
	Revenue Total:	0.00	0.00	0.00	125,000.00	0.00	0.00	0.00	0.00	0.00	0.00	0.00	0.00
	Fund 709 Total:	0.00	0.00	0.00	125,000.00	0.00	0.00	0.00	0.00	0.00	0.00	0.00	0.00
Fund: 711 - WATER UTILITY													
Revenue													
711-000-438015	GRANTS - CFAP	0.00	21,624.16	0.00	0.00	0.00	0.00	0.00	0.00	0.00	0.00	0.00	0.00
711-000-461001	WATER CHARGES	296,194.42	283,321.52	292,529.90	272,744.54	293,416.08	265,743.56	304,695.18	364,099.65	290,886.47	302,763.92	269,945.83	288,290.22
711-000-461002	WATER CRANE	21.20	73.87	24.96	24.02	28.73	144.60	34.37	59.76	16.49	71.04	238.41	13.16
711-000-461003	PENALTIES	2,914.51	3,284.04	3,807.33	4,233.19	3,399.07	3,019.48	3,080.85	4,470.45	3,165.07	3,104.63	3,242.47	2,826.02
711-000-461004	TURN ON / OFF CHARGE	2,150.00	2,000.00	1,300.00	1,100.00	1,400.00	2,900.00	2,200.00	1,700.00	1,600.00	1,350.00	2,550.00	1,300.00
711-000-468001	CAMPING FEES	0.00	0.00	0.00	25.00	0.00	0.00	0.00	0.00	0.00	0.00	0.00	0.00
711-000-503000	BOATING LICENSES	0.00	0.00	50.00	140.00	565.00	881.00	525.00	100.00	0.00	25.00	0.00	0.00
711-000-520000	LAKE FRONT FOOTAGE CHARGES	19,650.00	137.50	0.00	225.00	0.00	87.50	0.00	125.00	0.00	0.00	0.00	12.50
711-000-521000	MISCELLANEOUS REVENUE	922.18	0.00	2,000.00	245.92	1,673.55	483.18	0.00	130.00	0.00	784.81	0.00	472.00
711-000-521001	CASH LONG/SHORT	0.00	0.00	0.00	0.00	-0.12	0.00	0.00	0.00	0.00	0.00	0.00	0.00
711-000-521012	REIMBURSED EXPENSE	0.00	0.00	0.00	0.00	0.00	0.00	0.00	0.00	1,970.64	0.00	0.00	4,820.50
711-000-523000	REIMBURSED EXPENDITURES	1,157.00	2,037.08	0.00	0.00	0.00	0.00	0.00	0.00	0.00	0.00	0.00	0.00
	Revenue Total:	323,009.31	312,478.17	299,712.19	278,737.67	300,482.31	273,259.32	310,535.40	370,684.86	297,638.67	308,099.40	275,976.71	297,734.40
Expense													
711-500-701000	FULL-TIME SALARIES	29,853.10	23,598.47	22,096.89	22,187.32	22,352.51	23,026.88	23,160.60	31,739.10	21,705.63	22,041.78	24,540.92	23,894.47
711-500-702000	PART-TIME SALARIES	0.00	0.00	0.00	0.00	0.00	0.00	0.00	0.00	0.00	0.00	347.43	0.00
711-500-703000	OVERTIME	1,872.19	1,851.75	996.02	755.98	487.43	532.74	1,069.00	2,835.33	1,675.03	987.48	1,681.84	740.66
711-500-704000	HEALTH INSURANCE	4,142.22	4,730.04	4,640.89	4,651.61	4,642.40	4,627.33	4,649.30	4,235.48	4,300.83	4,292.23	4,389.49	4,477.76
711-500-705000	LIFE INSURANCE	23.82	27.91	27.63	27.63	27.63	27.56	27.62	26.32	26.32	26.31	26.84	27.35
711-500-706000	AFLAC	20.00	20.00	20.00	20.00	20.00	20.00	20.00	20.00	0.00	0.00	0.00	0.00
711-500-707000	UNEMPLOYMENT INSURANCE	88.40	69.55	63.37	191.87	62.49	64.66	66.57	97.57	64.96	63.94	73.99	68.09
711-500-708000	WORK COMP	0.00	0.00	3,932.00	0.00	803.99	0.00	0.00	0.00	0.00	0.00	0.00	0.00
711-500-709000	K.P.E.R.S.	3,405.83	2,256.67	2,478.62	2,462.60	2,446.18	2,523.25	2,595.01	3,702.93	2,504.07	2,466.43	2,845.72	2,638.45
711-500-711000	F.I.C.A.	2,326.74	1,832.67	1,670.25	1,658.84	1,647.15	1,703.48	1,753.55	2,566.81	1,710.17	1,683.30	1,947.42	1,929.90

Monthly Activity Report

		January 2025	February 2025	March 2025	April 2025	May 2025	June 2025	July 2025	August 2025	September 2025	October 2025	November 2025	December 2025
711-500-713000	ADMINISTRATION FEE	50.00	0.00	0.00	75.00	25.00	25.00	44.23	0.00	25.00	25.00	0.00	0.00
711-500-723001	UTILITY - GAS	590.55	0.00	1,146.59	657.01	387.37	874.32	59.27	56.45	55.86	121.08	0.00	81.43
711-500-723002	UTILITY - ELECTRIC	13,862.49	0.00	32,646.00	13,925.21	11,015.78	12,597.18	13,043.59	0.00	30,657.70	14,678.53	0.00	27,255.16
711-500-725000	TRAVEL AND TRAINING	25.00	0.00	0.00	2,551.32	0.00	0.00	0.00	0.00	273.00	0.00	140.00	0.00
711-500-726000	DUES AND MEMBERSHIPS	0.00	644.15	17.23	9.15	0.00	0.00	0.00	0.00	0.00	0.00	0.00	0.00
711-500-727004	MAINTENANCE AGREEMENT	0.00	0.00	0.00	0.00	0.00	85.00	0.00	0.00	0.00	0.00	0.00	448.05
711-500-727005	TRASH / RECYCLING	114.00	0.00	171.00	57.00	0.00	57.00	57.00	57.00	57.00	57.00	57.00	57.00
711-500-727006	ENGINEERING SERVICES	874.16	900.22	900.22	900.22	900.22	990.22	990.22	918.22	918.20	918.20	918.20	918.00
711-500-727012	CONTRACTUAL SERVICES	1,393.16	120.00	750.00	1,351.41	7,412.46	19.23	3,038.00	0.00	0.00	2,681.41	0.00	292.25
711-500-727016	LICENSE / PERMIT	0.00	0.00	0.00	0.00	0.00	0.00	0.00	0.00	367.50	0.00	0.00	0.00
711-500-727025	LAB TESTING	189.60	189.60	0.00	380.00	190.00	0.00	380.00	190.00	0.00	190.00	380.00	0.00
711-500-730000	CELL PHONE / IPAD	470.79	247.82	220.55	50.00	0.00	0.00	0.00	670.37	0.00	240.41	0.00	118.57
711-500-741000	BUILDING MAINTENANCE	0.00	71.88	44.36	0.00	84.34	107.01	0.00	0.00	0.00	743.27	248.76	0.00
711-500-742000	EQUIPMENT / VEHICLE MAINTENANCE	146.27	445.21	776.77	0.00	94.04	303.98	0.00	2,829.13	274.71	1,856.33	8,562.37	348.94
711-500-743000	OPERATING SUPPLIES	0.00	0.00	0.00	0.00	0.00	0.00	0.00	0.00	0.00	0.00	91.20	13.80
711-500-744000	OFFICE SUPPLIES	57.97	0.00	20.82	0.00	0.00	21.55	0.00	0.00	0.00	359.43	12.99	0.00
711-500-745000	JANITORIAL SUPPLIES	0.00	15.76	0.00	0.00	0.00	0.00	0.00	219.84	0.00	0.00	0.00	0.00
711-500-746000	GAS AND OIL	195.51	523.65	175.61	94.11	80.82	144.45	471.40	177.21	553.98	1,585.56	624.54	0.00
711-500-747000	UNIFORMS AND CLOTHING	463.71	156.97	233.12	0.00	0.00	0.00	0.00	0.00	0.00	0.00	300.00	0.00
711-500-748000	BOOKS AND SUBSCRIPTIONS	400.61	0.00	0.00	0.00	0.00	9.15	187.48	9.15	0.00	0.00	0.00	0.00
711-500-750000	MISCELLANEOUS COMMODITIES	0.00	74.79	163.07	44.98	201.23	248.80	0.00	79.69	30.38	358.26	138.94	29.98
711-500-752000	CHEMICALS	23,211.37	14,334.57	9,712.51	21,640.86	37,519.94	31,681.90	15,472.31	45,889.82	14,419.93	14,193.15	26,343.48	49,483.06
711-500-752100	LAB CHEMICALS	0.00	336.45	111.98	111.23	399.50	0.00	0.00	367.44	1,604.01	0.00	0.00	0.00
711-500-764000	MACHINERY AND EQUIPMENT	7,290.09	452.05	667.07	509.33	694.81	132.95	0.00	85.49	0.00	277.97	0.00	0.00
711-510-701000	FULL-TIME SALARIES	29,977.86	20,408.38	21,295.09	21,656.19	21,558.44	21,327.57	22,101.35	31,923.12	21,278.49	21,438.90	23,196.01	21,297.69
711-510-702000	PART-TIME SALARIES	0.00	0.00	0.00	0.00	0.00	0.00	0.00	0.00	0.00	0.00	347.43	0.00
711-510-703000	OVERTIME	585.90	1,433.10	1,111.23	1,263.68	774.95	868.15	1,281.93	1,960.26	725.86	507.01	1,426.34	538.20
711-510-704000	HEALTH INSURANCE	4,607.21	4,610.31	4,783.78	4,833.98	4,816.01	4,820.32	4,912.83	4,624.84	4,356.20	4,359.27	4,357.26	4,347.66
711-510-705000	LIFE INSURANCE	26.25	26.28	27.15	27.31	27.31	27.33	44.58	26.28	26.27	26.29	26.23	26.21
711-510-707000	UNEMPLOYMENT INSURANCE	84.35	58.92	60.03	160.82	59.93	59.40	62.80	94.01	59.63	59.42	68.23	59.08
711-510-708000	WORK COMP	0.00	0.00	3,442.00	0.00	703.50	0.00	0.00	0.00	0.00	0.00	0.00	0.00
711-510-709000	K.P.E.R.S.	3,273.55	2,339.32	2,399.81	2,454.79	2,391.95	2,377.19	2,504.46	3,629.06	2,536.06	2,350.52	2,674.38	2,338.74
711-510-711000	F.I.C.A.	2,221.10	1,552.57	1,583.49	1,620.64	1,580.70	1,566.48	1,656.66	2,474.63	1,571.23	1,566.74	1,797.08	1,618.32
711-510-713000	ADMINISTRATION FEE	40.00	0.00	0.00	60.00	20.00	20.00	39.23	0.00	20.00	20.00	0.00	0.00
711-510-721000	POSTAGE AND SHIPPING	0.00	1,387.00	1,460.00	0.00	0.00	0.00	0.00	0.00	0.00	0.00	0.00	0.00
711-510-723001	UTILITY - GAS	506.79	474.66	1,635.72	539.31	0.00	124.32	0.00	75.46	35.37	43.52	57.92	0.00
711-510-723002	UTILITY - ELECTRIC	576.68	0.00	1,167.31	574.13	493.95	517.17	594.89	0.00	1,371.06	1,144.97	0.00	542.68
711-510-724000	LEGAL PUBLICATIONS	391.00	0.00	0.00	0.00	0.00	0.00	0.00	0.00	0.00	0.00	0.00	0.00
711-510-725000	TRAVEL AND TRAINING	0.00	0.00	0.00	0.00	0.00	0.00	45.21	0.00	0.00	0.00	0.00	0.00
711-510-726000	DUES AND MEMBERSHIPS	6.22	9.15	17.23	9.15	0.00	0.00	0.00	0.00	0.00	0.00	8,640.04	0.00
711-510-727004	MAINTENANCE AGREEMENT	0.00	0.00	0.00	1,980.00	150.00	0.00	0.00	0.00	0.00	0.00	0.00	0.00
711-510-727005	TRASH / RECYCLING	87.00	0.00	130.50	43.50	0.00	43.50	43.50	43.50	43.50	43.50	43.50	43.50

Monthly Activity Report

	January 2025	February 2025	March 2025	April 2025	May 2025	June 2025	July 2025	August 2025	September 2025	October 2025	November 2025	December 2025
711-510-727006	ENGINEERING SERVICES	874.16	900.22	900.22	900.22	900.22	990.22	990.22	918.22	918.20	918.20	918.20
711-510-727012	CONTRACTUAL SERVICES	12,793.86	79.00	472.38	1,956.41	70.49	821.59	2,938.31	14.00	4,233.61	87.65	184.00
711-510-727016	LICENSE / PERMIT	0.00	121.69	139.54	137.65	77.80	91.10	103.07	81.79	0.00	67.16	58.52
711-510-730000	CELL PHONE / IPAD	521.28	447.59	170.55	0.00	465.24	0.00	280.21	280.21	0.00	700.37	560.30
711-510-741000	BUILDING MAINTENANCE	0.00	2,748.27	89.97	0.00	0.00	137.24	0.00	0.00	0.00	0.00	0.00
711-510-742000	EQUIPMENT / VEHICLE MAINTENANCE	526.55	349.68	281.88	35.18	2,047.04	281.89	1,950.25	862.01	135.10	501.78	445.10
711-510-743000	OPERATING SUPPLIES	17,408.95	1,725.54	4,751.26	12,713.68	22,931.05	8,219.48	10,580.23	3,713.83	7,736.17	11,808.85	2,213.98
711-510-744000	OFFICE SUPPLIES	0.00	0.00	53.43	35.76	0.00	0.00	102.92	0.00	0.00	65.28	81.38
711-510-745000	JANITORIAL SUPPLIES	0.00	0.00	0.00	0.00	0.00	0.00	0.00	0.00	0.00	90.96	0.00
711-510-746000	GAS AND OIL	0.00	1,692.08	244.73	1,996.19	523.48	558.07	1,362.68	256.18	1,529.44	463.30	836.69
711-510-747000	UNIFORMS AND CLOTHING	0.00	199.95	254.62	0.00	0.00	43.97	0.00	0.00	0.00	115.99	25.47
711-510-748000	BOOKS AND SUBSCRIPTIONS	400.61	0.00	0.00	0.00	0.00	9.15	187.48	9.15	0.00	12.16	0.00
711-510-750000	MISCELLANEOUS COMMODITIES	139.69	27.74	68.97	239.97	484.42	163.18	61.45	521.12	0.00	649.75	202.65
711-510-763000	IMPROVEMENTS	0.00	0.00	0.00	0.00	0.00	0.00	0.00	0.00	0.00	0.00	1,310.00
711-510-764000	MACHINERY AND EQUIPMENT	8,299.17	0.00	119,980.00	0.00	0.00	18,470.00	0.00	599.98	3,002.03	9,745.24	29.10
711-520-701000	FULL-TIME SALARIES	20,184.96	13,093.39	13,139.52	13,163.20	13,129.82	13,216.03	13,175.96	19,736.18	13,269.00	13,241.17	14,619.20
711-520-702000	PART-TIME SALARIES	689.17	449.66	488.53	520.05	526.35	487.48	511.65	724.92	510.58	515.85	573.54
711-520-703000	OVERTIME	111.95	162.72	113.36	84.03	113.87	273.67	54.19	176.86	34.17	114.76	163.53
711-520-704000	HEALTH INSURANCE	2,317.58	2,212.10	2,204.70	2,204.69	2,205.73	2,223.09	2,220.31	2,222.39	2,098.94	2,231.68	2,244.35
711-520-705000	LIFE INSURANCE	7.04	7.04	6.96	6.96	7.00	7.03	6.97	6.96	11.16	11.16	11.18
711-520-707000	UNEMPLOYMENT INSURANCE	60.18	39.02	39.17	52.25	39.24	39.81	39.14	59.27	38.68	39.24	43.51
711-520-708000	WORK COMP	0.00	0.00	20.00	0.00	2.77	0.00	0.00	0.00	0.00	0.00	0.00
711-520-709000	K.P.E.R.S.	2,173.80	1,419.73	1,419.36	1,418.78	1,418.40	1,444.73	1,416.94	2,126.74	1,424.78	1,434.91	1,620.10
711-520-711000	F.I.C.A.	1,577.97	1,023.75	1,026.49	1,028.48	1,028.69	1,044.49	1,026.55	1,554.14	1,015.12	1,029.68	1,142.67
711-520-713000	ADMINISTRATION FEE	10.00	0.00	0.00	15.00	5.00	5.00	5.00	0.00	5.00	5.00	0.00
711-520-715000	DEFERRED COMPENSATION	0.00	0.00	0.00	0.00	0.00	0.00	0.00	0.00	0.00	0.00	2,640.00
711-520-721000	POSTAGE AND SHIPPING	854.00	100.00	3,008.33	0.00	2,833.33	14.46	333.33	0.00	2,500.00	0.00	1,500.00
711-520-722000	INSURANCE	0.00	0.00	0.00	0.00	125,851.33	0.00	0.00	0.00	0.00	0.00	0.00
711-520-723001	UTILITY - GAS	39.82	0.00	85.17	521.04	217.99	249.51	9.44	14.81	14.19	30.74	0.00
711-520-723002	UTILITY - ELECTRIC	1,044.65	0.00	2,103.20	819.50	682.39	802.07	1,203.26	0.00	2,876.70	2,037.25	0.00
711-520-723004	UTILITY - TELEPHONE	854.59	0.00	1,711.38	859.31	0.00	2,577.75	0.00	856.51	0.00	1,727.78	0.00
711-520-726000	DUES AND MEMBERSHIPS	16.66	65.99	250.00	77.66	0.00	0.00	0.00	0.00	0.00	0.00	1,191.33
711-520-727002	ADVERTISING	0.00	0.00	23.33	0.00	0.00	0.00	0.00	0.00	28.33	0.00	0.00
711-520-727004	MAINTENANCE AGREEMENT	432.24	0.00	0.00	0.00	326.79	0.00	0.00	0.00	0.00	0.00	0.00
711-520-727005	TRASH / RECYCLING	52.66	10.60	66.99	24.53	0.00	22.33	30.13	22.33	28.93	29.93	22.33
711-520-727009	CLEAN DRINKING WATER FEE	1,453.71	0.00	0.00	1,415.28	0.00	0.00	0.00	1,888.44	0.00	0.00	0.00
711-520-727011	BANK / CREDIT CARD FEES	2,887.96	2,969.05	2,928.53	3,228.84	2,890.30	3,133.25	3,123.30	3,167.60	3,285.81	3,774.19	3,249.46
711-520-727012	CONTRACTUAL SERVICES	1,186.83	400.16	5,583.58	1,135.77	563.47	9,886.55	627.64	4,303.81	400.16	1,873.30	959.99
711-520-727013	AUDITING AND ACCOUNTING	0.00	0.00	8,257.51	0.00	0.00	0.00	0.00	0.00	0.00	0.00	0.00
711-520-727018	SOFTWARE MAINTENANCE	0.00	0.00	18,122.75	0.00	0.00	0.00	0.00	0.00	0.00	0.00	0.00
711-520-727023	WEB SITE	0.00	0.00	0.00	0.00	0.00	0.00	399.08	2,536.93	0.00	0.00	0.00
711-520-741000	BUILDING MAINTENANCE	0.00	0.00	0.00	0.00	0.00	2.18	0.00	5.48	0.00	0.00	0.00

Monthly Activity Report

	January 2025	February 2025	March 2025	April 2025	May 2025	June 2025	July 2025	August 2025	September 2025	October 2025	November 2025	December 2025
711-520-743000 OPERATING SUPPLIES	0.00	0.00	0.00	405.43	0.00	0.00	0.00	0.00	0.00	0.00	369.75	0.00
711-520-744000 OFFICE SUPPLIES	576.91	55.14	130.66	163.80	496.11	17.62	13.46	154.82	40.92	289.66	0.00	8.62
711-520-745000 JANITORIAL SUPPLIES	239.99	63.31	189.99	126.66	152.18	116.53	216.12	102.63	133.06	177.44	116.53	183.06
711-520-748000 BOOKS AND SUBSCRIPTIONS	11.67	0.00	77.66	0.00	0.00	153.46	65.99	0.00	0.00	0.00	0.00	0.00
711-520-750000 MISCELLANEOUS COMMODITIES	82.62	51.77	27.18	0.00	33.11	19.66	0.00	0.00	0.00	0.00	28.44	0.00
711-520-750003 REFUNDS	112.18	0.00	0.00	0.00	0.00	0.00	0.00	0.00	0.00	0.00	0.00	0.00
711-520-750004 FIRST AID	0.00	0.00	0.00	0.00	0.00	11.75	0.00	0.00	0.00	0.00	0.00	0.00
711-520-764000 MACHINERY AND EQUIPMENT	0.00	0.00	0.00	0.00	0.00	1,825.48	0.00	0.00	0.00	0.00	106.10	0.00
711-530-701000 FULL-TIME SALARIES	4,115.23	2,651.14	2,606.35	2,606.34	2,606.35	2,606.35	2,606.35	3,909.52	2,606.35	2,736.67	2,606.35	2,606.35
711-530-702000 PART-TIME SALARIES	1,766.43	1,102.37	1,732.29	2,099.74	2,099.74	2,152.23	2,152.23	3,149.61	2,047.25	2,152.23	2,155.35	1,154.86
711-530-703000 OVERTIME	472.21	659.74	555.89	293.22	354.31	439.82	439.82	488.70	684.17	439.82	433.72	439.82
711-530-704000 HEALTH INSURANCE	663.00	663.00	663.00	663.00	663.00	663.00	663.00	663.00	688.26	688.26	688.26	688.26
711-530-705000 LIFE INSURANCE	4.20	4.20	4.20	4.20	4.20	4.20	4.20	4.20	4.20	4.20	4.20	4.20
711-530-707000 UNEMPLOYMENT INSURANCE	18.46	12.81	14.21	41.46	14.70	15.10	15.10	21.95	15.53	15.50	15.12	12.23
711-530-708000 WORK COMP	0.00	0.00	839.00	0.00	170.53	0.00	0.00	0.00	0.00	0.00	0.00	0.00
711-530-709000 K.P.E.R.S.	680.51	472.66	524.20	535.43	541.97	556.75	556.74	808.38	571.68	570.69	556.43	449.94
711-530-711000 F.I.C.A.	484.92	336.46	373.27	381.28	385.96	396.52	396.52	576.24	407.80	407.11	396.91	345.39
711-530-713000 ADMINISTRATION FEE	0.00	0.00	0.00	0.00	0.00	0.00	19.23	0.00	0.00	0.00	0.00	0.00
711-530-723002 UTILITY - ELECTRIC	606.83	0.00	408.43	343.47	342.75	156.33	358.31	626.17	312.41	1,199.27	0.00	265.70
711-530-727005 TRASH / RECYCLING	164.00	0.00	246.00	82.00	0.00	82.00	82.00	82.00	82.00	82.00	82.00	82.00
711-530-727012 CONTRACTUAL SERVICES	5,579.77	0.00	1,907.23	2,121.56	2,430.00	28.38	187.48	2,439.15	3,470.00	2,400.00	2,700.00	2,700.00
711-530-742000 EQUIPMENT / VEHICLE MAINTENANCE	717.06	0.00	39.62	473.75	32.00	128.02	446.09	19.03	286.56	390.91	382.40	0.00
711-530-743000 OPERATING SUPPLIES	108.97	0.00	231.03	10.98	81.96	0.00	324.35	959.60	1,191.71	871.85	250.28	403.97
711-530-746000 GAS AND OIL	0.00	216.54	0.00	30.38	0.00	0.00	223.75	0.00	216.31	0.00	0.00	0.00
711-530-747000 UNIFORMS AND CLOTHING	68.57	0.00	0.00	0.00	0.00	0.00	32.99	0.00	0.00	0.00	32.99	0.00
711-530-750000 MISCELLANEOUS COMMODITIES	138.29	32.63	716.83	0.00	202.85	0.00	59.54	20.72	5.99	0.00	87.98	76.97
711-530-750006 CFAP	0.00	0.00	2,187.50	439.38	0.00	3,125.00	0.00	0.00	7,983.57	0.00	0.00	0.00
711-530-764000 MACHINERY AND EQUIPMENT	0.00	0.00	0.00	0.00	0.00	6,412.50	0.00	0.00	0.00	0.00	0.00	0.00
711-600-801002 PRINCIPAL - WATER UTILITY	0.00	0.00	0.00	0.00	0.00	0.00	69,159.00	445,000.00	0.00	0.00	0.00	69,285.50
711-600-802002 INTEREST - WATER UTILITY	0.00	5,562.50	0.00	0.00	0.00	0.00	139,661.00	5,562.50	0.00	0.00	0.00	139,534.50
711-600-803016 LEASE PURCHASE - 1/3 DUMP TRUCKS	0.00	0.00	0.00	1,333.20	0.00	0.00	0.00	0.00	0.00	0.00	0.00	0.00
711-999-999708 TRANSFER TO WATER CAPITAL RESERVES	0.00	0.00	0.00	200,000.00	0.00	0.00	0.00	0.00	0.00	0.00	0.00	0.00
Expense Total:	226,983.35	127,329.11	324,276.86	366,281.89	314,025.96	195,563.85	360,533.73	650,734.74	181,628.75	167,156.15	159,023.61	405,979.99
Fund 711 Surplus (Deficit):	96,025.96	185,149.06	-24,564.67	-87,544.22	-13,543.65	77,695.47	-49,998.33	-280,049.88	116,009.92	140,943.25	116,953.10	-108,245.59

Fund: 712 - WASTEWATER UTILITY

Revenue		January 2025	February 2025	March 2025	April 2025	May 2025	June 2025	July 2025	August 2025	September 2025	October 2025	November 2025	December 2025
712-000-462000 WASTEWATER INFRASTRUCTURE FEE		970.00	950.00	1,000.00	960.00	1,030.00	1,020.00	950.00	970.00	1,050.00	1,000.00	1,060.00	1,070.00
712-000-462001 WASTEWATER CHARGES		101,604.62	101,898.88	104,825.32	102,971.46	105,101.61	102,535.09	104,468.07	114,175.88	99,125.12	106,746.43	101,206.57	101,005.97
712-000-462002 ADM CHARGES		211,073.00	-238,463.00	530,380.00	838,494.00	21,322.00	64,128.00	475,818.00	243,300.00	175,577.00	95,349.04	101,080.42	106,983.16
712-000-462003 ADM PROCESSING OF WASTEWATER		36,036.00	-19,292.00	63,092.41	89,544.00	5,772.69	22,752.66	13,367.62	19,936.77	26,753.09	6,434.61	5,342.82	0.00
712-000-462004 WASTE WATER DUMP CHG		1,225.00	650.00	475.00	550.00	950.00	800.00	850.00	900.00	700.00	650.00	950.00	525.00

Monthly Activity Report

	January 2025	February 2025	March 2025	April 2025	May 2025	June 2025	July 2025	August 2025	September 2025	October 2025	November 2025	December 2025	
712-000-462005	LATE PAYMENT CHARGES	1,703.20	1,780.24	1,918.02	2,071.13	1,989.60	1,603.12	1,763.64	2,298.46	1,591.69	1,795.27	1,773.64	1,763.51
712-000-462006	ADM TESTING	1,937.40	-1,937.40	3,874.80	5,812.20	968.70	968.70	1,937.40	1,937.40	1,937.40	1,075.00	1,793.00	1,436.00
712-000-521000	MISCELLANEOUS REVENUE	0.00	0.00	0.00	14,304.00	0.00	0.00	0.00	0.00	0.00	243.60	0.00	0.00
712-000-521012	REIMBURSED EXPENSE	6,937.12	1,480.22	1,520.76	1,480.22	1,480.22	1,480.22	1,480.22	1,480.22	1,361.30	1,336.86	1,336.86	1,336.86
712-000-521027	INTEREST INCOME	0.00	0.00	139,960.27	0.00	0.00	0.00	0.00	0.00	0.00	0.00	0.00	0.00
	Revenue Total:	361,486.34	-152,933.06	847,046.58	1,056,187.01	138,614.82	195,287.79	600,634.95	384,998.73	308,095.60	214,630.81	214,543.31	214,120.50
Expense													
712-540-701000	FULL-TIME SALARIES	27,118.77	18,506.03	18,590.78	18,498.81	18,520.11	18,545.76	18,553.21	31,230.82	17,099.39	16,978.04	17,694.12	15,846.39
712-540-703000	OVERTIME	503.66	493.73	601.59	364.07	534.35	544.28	549.34	633.22	400.42	344.22	417.32	476.13
712-540-704000	HEALTH INSURANCE	3,292.65	3,329.19	3,263.24	3,248.59	3,239.81	3,272.84	3,260.22	4,103.45	2,979.39	2,986.92	2,894.42	2,801.66
712-540-705000	LIFE INSURANCE	15.19	15.35	15.10	14.99	14.95	15.03	14.92	18.34	15.62	15.63	15.10	14.59
712-540-707000	UNEMPLOYMENT INSURANCE	77.74	52.44	53.22	125.18	52.90	52.95	53.06	88.29	46.85	46.34	48.88	43.98
712-540-708000	WORK COMP	0.00	0.00	2,096.00	0.00	427.86	0.00	0.00	0.00	0.00	0.00	0.00	0.00
712-540-709000	K.P.E.R.S.	2,810.06	1,953.27	1,933.43	1,894.45	1,914.96	1,925.10	1,924.33	3,223.70	1,764.78	1,761.04	1,851.82	1,638.14
712-540-711000	F.I.C.A.	2,050.50	1,378.01	1,397.11	1,373.26	1,387.89	1,389.34	1,391.49	2,317.00	1,232.79	1,219.74	1,286.87	1,249.67
712-540-713000	ADMINISTRATION FEE	20.00	0.00	0.00	30.00	10.00	10.00	29.23	0.00	10.00	10.00	0.00	0.00
712-540-715000	DEFERRED COMPENSATION	0.00	0.00	0.00	0.00	0.00	0.00	0.00	0.00	0.00	0.00	0.00	142.07
712-540-722000	INSURANCE	0.00	0.00	0.00	3,354.00	0.00	0.00	0.00	0.00	0.00	0.00	0.00	0.00
712-540-723001	UTILITY - GAS	1,520.48	0.00	2,060.48	1,612.84	0.00	1,212.64	101.22	95.47	94.85	196.48	0.00	673.69
712-540-723002	UTILITY - ELECTRIC	21,284.88	0.00	42,032.10	22,252.99	14,714.17	19,280.07	22,242.17	626.34	39,700.28	29,622.34	0.00	19,059.76
712-540-724000	LEGAL PUBLICATIONS	0.00	0.00	348.50	331.50	0.00	0.00	0.00	0.00	249.75	522.63	0.00	0.00
712-540-725000	TRAVEL AND TRAINING	0.00	0.00	0.00	0.00	0.00	0.00	0.00	0.00	0.00	0.00	140.00	0.00
712-540-726000	DUES AND MEMBERSHIPS	0.00	644.15	17.23	9.15	0.00	0.00	0.00	0.00	0.00	122.00	40.00	0.00
712-540-727004	MAINTENANCE AGREEMENT	0.00	0.00	0.00	0.00	0.00	55.00	0.00	0.00	0.00	0.00	0.00	0.00
712-540-727005	TRASH / RECYCLING	114.00	0.00	171.00	57.00	0.00	57.00	57.00	57.00	57.00	57.00	57.00	57.00
712-540-727006	ENGINEERING SERVICES	874.16	900.22	900.22	900.22	900.22	990.22	990.22	918.22	31,118.20	918.20	918.20	918.00
712-540-727012	CONTRACTUAL SERVICES	811.55	0.00	140.91	224.29	2,048.88	299.23	3,615.00	0.00	0.00	246.78	0.00	355.00
712-540-727016	LICENSE / PERMIT	0.00	0.00	0.00	0.00	0.00	0.00	0.00	0.00	367.50	0.00	0.00	0.00
712-540-727025	LAB TESTING	6,218.00	2,012.90	2,695.10	5,720.00	4,739.00	4,758.50	9,943.00	3,096.00	317.00	6,565.00	2,043.00	4,543.00
712-540-730000	CELL PHONE / IPAD	158.34	79.14	68.22	0.00	0.00	0.00	0.00	430.65	0.00	80.02	0.00	40.01
712-540-741000	BUILDING MAINTENANCE	0.00	0.00	169.96	0.00	0.00	0.00	315.82	0.00	0.00	0.00	72.44	0.00
712-540-742000	EQUIPMENT / VEHICLE MAINTENANCE	157.13	6,499.68	2,118.10	201.08	63,589.88	841.00	21,638.44	1,187.55	4,761.44	86,879.13	69.04	0.00
712-540-743000	OPERATING SUPPLIES	498.00	1,568.04	1,466.88	426.27	1,987.65	123.51	109.99	28.28	54.50	10.99	29.99	39.95
712-540-744000	OFFICE SUPPLIES	0.00	0.00	79.00	0.00	22.88	0.00	0.00	0.00	0.00	242.66	0.00	0.00
712-540-745000	JANITORIAL SUPPLIES	0.00	0.00	179.54	177.54	0.00	0.00	7.49	0.00	0.00	0.00	0.00	0.00
712-540-746000	GAS AND OIL	0.00	433.08	0.00	60.76	0.00	598.00	1,581.34	750.24	432.64	1,106.68	0.00	0.00
712-540-747000	UNIFORMS AND CLOTHING	130.56	30.00	0.00	0.00	0.00	0.00	0.00	0.00	0.00	0.00	0.00	0.00
712-540-748000	BOOKS AND SUBSCRIPTIONS	400.61	0.00	0.00	0.00	0.00	9.15	187.48	9.20	0.00	0.00	0.00	0.00
712-540-750000	MISCELLANEOUS COMMODITIES	0.00	0.00	199.99	89.89	38.75	353.64	104.14	43.88	0.00	0.00	10.64	0.00
712-540-752000	CHEMICALS	0.00	0.00	0.00	0.00	0.00	0.00	0.00	109.99	0.00	0.00	0.00	0.00
712-540-752100	LAB CHEMICALS	0.00	0.00	0.00	0.00	0.00	607.38	0.00	257.17	40.33	0.00	0.00	0.00
712-540-763000	IMPROVEMENTS	200,000.00	0.00	0.00	0.00	0.00	0.00	0.00	0.00	0.00	0.00	0.00	0.00

Monthly Activity Report

	January 2025	February 2025	March 2025	April 2025	May 2025	June 2025	July 2025	August 2025	September 2025	October 2025	November 2025	December 2025
712-540-763005	WASTEWATER SLUDGE PROJECT	0.00	200,000.00	0.00	0.00	240,000.00	0.00	420,000.00	140,000.00	70,000.00	70,000.00	70,000.00
712-540-764000	MACHINERY AND EQUIPMENT	0.00	2,204.00	684.68	189.99	155.97	0.00	32,995.00	27,375.00	0.00	2,934.13	462.00
712-550-701000	FULL-TIME SALARIES	22,820.26	15,395.82	14,418.24	13,629.78	12,214.15	12,105.75	12,206.83	14,756.12	8,748.35	8,517.45	9,484.79
712-550-702000	PART-TIME SALARIES	0.00	0.00	0.00	1,280.00	2,468.00	2,508.00	2,532.00	3,744.00	2,652.00	2,588.00	2,883.30
712-550-703000	OVERTIME	619.89	724.12	510.10	847.73	1,030.51	1,438.50	1,306.38	2,205.39	1,551.88	1,519.01	951.40
712-550-704000	HEALTH INSURANCE	2,745.16	2,743.35	2,683.18	2,672.86	2,672.84	2,672.76	2,765.28	1,814.41	3,040.33	2,473.20	2,466.69
712-550-705000	LIFE INSURANCE	14.96	14.93	14.65	14.60	18.76	18.75	19.31	13.60	13.60	13.56	13.54
712-550-707000	UNEMPLOYMENT INSURANCE	65.10	43.82	40.55	90.00	42.88	43.82	43.79	58.09	35.50	34.54	36.47
712-550-708000	WORK COMP	0.00	0.00	1,260.00	0.00	256.71	0.00	0.00	0.00	0.00	0.00	0.00
712-550-709000	K.P.E.R.S.	2,510.16	1,726.28	1,598.65	1,687.52	1,682.70	1,719.06	1,718.25	2,149.15	1,387.06	1,351.93	1,426.31
712-550-711000	F.I.C.A.	1,717.12	1,157.26	1,070.23	1,134.41	1,130.96	1,156.89	1,156.27	1,528.07	937.16	912.06	962.92
712-550-713000	ADMINISTRATION FEE	20.00	0.00	0.00	30.00	10.00	10.00	29.24	0.00	10.00	10.00	0.00
712-550-723004	UTILITY - TELEPHONE	42.52	0.00	0.00	480.12	0.00	0.00	0.00	0.00	0.00	0.00	0.00
712-550-725000	TRAVEL AND TRAINING	4.50	31.40	0.00	0.00	0.00	0.00	0.00	57.50	0.00	0.00	0.00
712-550-726000	DUES AND MEMBERSHIPS	0.00	9.20	17.24	9.20	32.88	0.00	0.00	0.00	0.00	0.00	1,191.69
712-550-727004	MAINTENANCE AGREEMENT	1,512.00	0.00	0.00	1,980.00	0.00	0.00	0.00	0.00	0.00	0.00	0.00
712-550-727005	TRASH / RECYCLING	114.00	0.00	171.00	57.00	0.00	57.00	57.00	57.00	57.00	57.00	57.00
712-550-727006	ENGINEERING SERVICES	874.16	900.22	900.22	900.22	900.22	990.22	990.22	918.22	918.20	918.20	918.20
712-550-727012	CONTRACTUAL SERVICES	9.16	2,356.45	458.38	27.41	90.00	2,459.87	0.00	2,295.00	9,817.74	41.28	0.00
712-550-727016	LICENSE / PERMIT	0.00	121.70	139.54	137.66	77.81	605.17	634.64	81.80	0.00	67.17	87.99
712-550-730000	CELL PHONE / IPAD	0.00	0.00	0.00	0.00	465.24	0.00	280.21	0.00	0.00	140.08	0.00
712-550-741000	BUILDING MAINTENANCE	0.00	2,748.26	0.00	0.00	0.00	0.00	0.00	0.00	0.00	0.00	0.00
712-550-742000	EQUIPMENT / VEHICLE MAINTENANCE	457.36	677.35	164.89	3,302.00	775.15	950.14	409.87	217.20	15,118.97	931.07	287.66
712-550-743000	OPERATING SUPPLIES	3,240.27	838.19	8,487.12	4,143.79	7,272.90	8,332.45	4,138.48	1,522.73	4,464.80	2,719.04	9,168.06
712-550-744000	OFFICE SUPPLIES	0.00	0.00	0.00	0.00	11.98	0.00	0.00	0.00	0.00	0.00	0.00
712-550-746000	GAS AND OIL	0.00	750.29	122.36	889.76	150.72	188.12	586.98	270.23	602.90	231.65	303.04
712-550-747000	UNIFORMS AND CLOTHING	54.99	29.98	149.31	99.23	175.43	266.16	40.48	0.00	0.00	105.82	42.71
712-550-748000	BOOKS AND SUBSCRIPTIONS	400.68	0.00	0.00	0.00	0.00	9.20	187.46	9.15	0.00	0.00	0.00
712-550-750000	MISCELLANEOUS COMMODITIES	149.67	59.97	84.97	141.97	140.21	118.91	14.98	401.19	9.49	209.60	129.78
712-550-763000	IMPROVEMENTS	0.00	0.00	0.00	0.00	0.00	0.00	0.00	0.00	0.00	0.00	71,748.96
712-550-764000	MACHINERY AND EQUIPMENT	8,301.66	0.00	0.00	0.00	0.00	1,850.00	0.00	0.00	12,982.94	71,100.00	0.00
712-555-701000	FULL-TIME SALARIES	4,811.86	2,801.63	2,808.22	2,809.75	2,808.22	2,808.24	2,809.76	6,900.80	8,299.99	8,192.33	8,607.28
712-555-702000	PART-TIME SALARIES	0.00	0.00	0.00	0.00	0.00	0.00	0.00	0.00	0.00	0.00	882.26
712-555-703000	OVERTIME	0.00	0.00	0.00	0.00	0.00	0.00	0.00	30.93	12.37	111.37	131.91
712-555-704000	HEALTH INSURANCE	551.51	439.61	442.65	442.66	442.13	438.08	444.24	443.16	1,074.50	1,199.69	1,206.98
712-555-705000	LIFE INSURANCE	2.77	2.79	2.81	2.83	2.80	2.79	2.84	2.82	5.51	5.52	5.52
712-555-707000	UNEMPLOYMENT INSURANCE	13.76	8.04	8.06	43.19	8.04	8.06	8.05	20.08	23.06	23.44	24.66
712-555-708000	WORK COMP	0.00	0.00	34.00	0.00	5.58	0.00	0.00	0.00	0.00	0.00	0.00
712-555-709000	K.P.E.R.S.	515.36	300.07	300.77	300.93	300.77	300.74	300.92	736.64	890.25	889.34	935.95
712-555-711000	F.I.C.A.	362.54	211.66	212.21	212.31	212.19	212.21	212.28	527.66	607.46	616.41	649.20
712-555-713000	ADMINISTRATION FEE	10.00	0.00	0.00	15.00	5.00	5.00	5.00	0.00	5.00	5.00	0.00
712-555-715000	DEFERRED COMPENSATION	0.00	0.00	0.00	0.00	0.00	0.00	0.00	0.00	0.00	0.00	2,497.93

Monthly Activity Report

		January 2025	February 2025	March 2025	April 2025	May 2025	June 2025	July 2025	August 2025	September 2025	October 2025	November 2025	December 2025
712-555-721000	POSTAGE AND SHIPPING	0.00	100.00	3,008.34	0.00	2,833.34	14.46	333.34	0.00	2,500.00	0.00	1,500.00	2,500.00
712-555-722000	INSURANCE	0.00	0.00	0.00	0.00	125,841.34	0.00	0.00	0.00	0.00	0.00	0.00	0.00
712-555-723001	UTILITY - GAS	39.82	0.00	85.17	521.19	218.05	249.60	9.44	14.81	14.19	30.75	0.00	17.65
712-555-723002	UTILITY - ELECTRIC	1,044.66	0.00	2,103.20	819.50	682.39	802.07	1,203.27	0.00	2,876.70	2,037.25	0.00	771.21
712-555-723004	UTILITY - TELEPHONE	854.60	0.00	1,711.38	859.31	0.00	2,577.76	0.00	856.51	0.00	1,727.78	0.00	867.52
712-555-726000	DUES AND MEMBERSHIPS	870.68	66.02	250.00	77.69	0.00	0.00	0.00	0.00	0.00	0.00	0.00	0.00
712-555-727002	ADVERTISING	0.00	0.00	23.34	0.00	0.00	0.00	0.00	0.00	28.34	0.00	0.00	0.00
712-555-727004	MAINTENANCE AGREEMENT	432.25	0.00	0.00	0.00	326.80	0.00	0.00	0.00	0.00	0.00	0.00	0.00
712-555-727005	TRASH / RECYCLING	52.66	10.60	66.99	24.53	0.00	22.33	30.13	22.33	28.93	29.93	22.33	22.33
712-555-727012	CONTRACTUAL SERVICES	1,205.66	514.29	5,598.89	1,449.90	514.31	4,358.83	915.15	4,318.12	400.29	1,801.43	974.28	1,097.46
712-555-727013	AUDITING AND ACCOUNTING	0.00	0.00	8,259.98	0.00	0.00	0.00	0.00	0.00	0.00	0.00	0.00	0.00
712-555-727018	SOFTWARE MAINTENANCE	0.00	0.00	18,122.75	0.00	0.00	0.00	0.00	0.00	0.00	0.00	0.00	0.00
712-555-727023	WEB SITE	0.00	0.00	0.00	0.00	0.00	0.00	0.00	398.96	2,537.69	0.00	0.00	0.00
712-555-741000	BUILDING MAINTENANCE	0.00	0.00	0.00	0.00	0.00	2.19	0.00	5.48	0.00	0.00	0.00	0.00
712-555-742000	EQUIPMENT / VEHICLE MAINTENANCE	0.00	0.00	0.00	0.00	0.00	0.00	0.00	0.00	0.00	0.00	44.99	0.00
712-555-743000	OPERATING SUPPLIES	0.00	0.00	0.00	405.43	0.00	0.00	34.36	0.00	0.00	0.00	369.75	0.00
712-555-744000	OFFICE SUPPLIES	270.62	55.15	130.71	163.85	496.26	17.62	13.46	154.89	40.93	296.46	0.00	8.63
712-555-745000	JANITORIAL SUPPLIES	240.01	63.35	190.02	126.68	152.20	116.54	216.16	102.66	133.08	177.48	116.54	183.08
712-555-747000	UNIFORMS AND CLOTHING	0.00	0.00	0.00	0.00	0.00	60.00	0.00	0.00	0.00	0.00	0.00	0.00
712-555-748000	BOOKS AND SUBSCRIPTIONS	11.67	0.00	77.69	0.00	0.00	153.51	66.02	0.00	0.00	0.00	0.00	0.00
712-555-750000	MISCELLANEOUS COMMODITIES	82.64	51.79	27.19	0.00	0.00	19.68	0.00	0.00	0.00	0.00	28.45	0.00
712-555-750004	FIRST AID	0.00	0.00	0.00	0.00	0.00	11.73	0.00	0.00	0.00	0.00	0.00	0.00
712-555-764000	MACHINERY AND EQUIPMENT	0.00	0.00	0.00	0.00	0.00	1,826.04	0.00	0.00	0.00	0.00	106.13	0.00
712-600-801003	PRINCIPAL - WASTEWATER UTILITY	0.00	0.00	0.00	0.00	0.00	0.00	0.00	160,000.00	0.00	0.00	0.00	0.00
712-600-802003	INTEREST - WASTEWATER UTILITY	0.00	59,834.38	0.00	0.00	0.00	0.00	0.00	59,834.38	0.00	0.00	0.00	0.00
712-600-803016	LEASE PURCHASE - 1/3 DUMP TRUCKS	0.00	0.00	0.00	1,333.60	0.00	0.00	0.00	0.00	0.00	0.00	0.00	0.00
712-999-999212	TRANSFER TO CDBG SANITARY SEWER	0.00	0.00	0.00	0.00	0.00	0.00	0.00	0.00	1,153,684.40	0.00	0.00	0.00
	Expense Total:	325,102.97	334,887.20	157,037.38	104,320.48	520,769.70	106,448.89	575,386.20	483,068.89	1,406,253.34	333,950.81	142,876.93	238,908.59
	Fund 712 Surplus (Deficit):	36,383.37	-487,820.26	690,009.20	951,866.53	-382,154.88	88,838.90	25,248.75	-98,070.16	-1,098,157.74	-119,320.00	71,666.38	-24,788.09

Fund: 719 - STORMWATER UTILITY

Revenue													
719-000-463000	STORMWATER CHARGES	24,668.48	24,468.66	24,384.83	24,405.56	24,511.39	24,443.90	24,465.80	24,613.79	24,476.62	24,469.77	24,536.53	24,521.82
	Revenue Total:	24,668.48	24,468.66	24,384.83	24,405.56	24,511.39	24,443.90	24,465.80	24,613.79	24,476.62	24,469.77	24,536.53	24,521.82
Expense													
719-560-701000	FULL-TIME SALARIES	3,930.72	3,016.93	2,719.53	2,638.41	2,720.16	0.00	0.00	0.00	0.00	2,673.25	3,144.77	2,775.25
719-560-703000	OVERTIME	0.00	0.00	0.00	0.00	0.00	0.00	0.00	0.00	0.00	293.25	267.75	401.63
719-560-704000	HEALTH INSURANCE	663.00	663.00	663.00	663.00	663.00	0.00	0.00	0.00	1,208.00	0.00	0.00	0.00
719-560-705000	LIFE INSURANCE	4.20	4.20	4.20	4.20	4.20	0.00	0.00	0.00	0.00	0.00	0.00	0.00
719-560-707000	UNEMPLOYMENT INSURANCE	11.27	8.61	7.73	26.92	7.83	0.00	0.00	0.00	0.00	8.64	9.94	9.26
719-560-708000	WORK COMP	0.00	0.00	1,479.00	0.00	301.50	0.00	0.00	0.00	0.00	0.00	0.00	0.00
719-560-709000	K.P.E.R.S.	420.98	323.11	291.26	282.57	238.90	0.00	0.00	0.00	8,770.62	317.72	365.48	340.24

Monthly Activity Report

		January 2025	February 2025	March 2025	April 2025	May 2025	June 2025	July 2025	August 2025	September 2025	October 2025	November 2025	December 2025
719-560-711000	F.I.C.A.	296.11	226.21	203.46	197.25	203.50	0.00	0.00	0.00	0.00	226.94	261.05	243.04
719-560-713000	ADMINISTRATION FEE	20.00	0.00	0.00	30.00	10.00	10.00	10.00	0.00	10.00	10.00	0.00	0.00
719-560-727012	CONTRACTUAL SERVICES	0.00	0.00	0.00	27.62	0.00	2,709.97	6,810.00	2,585.00	2,000.00	0.00	12,500.00	0.00
719-560-742000	EQUIPMENT / VEHICLE MAINTENANCE	0.00	0.00	0.00	0.00	1,337.18	0.00	0.00	0.00	0.00	119.23	0.00	0.00
719-560-743000	OPERATING SUPPLIES	0.00	0.00	0.00	0.00	0.00	0.00	0.00	0.00	0.00	2,071.18	0.00	0.00
719-560-763000	IMPROVEMENTS	0.00	0.00	0.00	0.00	0.00	0.00	0.00	0.00	0.00	175.90	0.00	0.00
719-999-999709	TRANSFER TO SW RESERVES	0.00	0.00	0.00	125,000.00	0.00	0.00	0.00	0.00	0.00	0.00	0.00	0.00
	Expense Total:	5,346.28	4,242.06	5,368.18	128,869.97	5,486.27	2,719.97	6,820.00	2,585.00	11,988.62	5,896.11	16,548.99	3,769.42
	Fund 719 Surplus (Deficit):	19,322.20	20,226.60	19,016.65	-104,464.41	19,025.12	21,723.93	17,645.80	22,028.79	12,488.00	18,573.66	7,987.54	20,752.40
Fund: 930 - FIRE INSURANCE PROCEEDS													
Revenue													
930-000-521005	INSURANCE PROCEEDS	0.00	0.00	0.00	0.00	0.00	17,205.00	0.00	0.00	0.00	22,614.87	0.00	0.00
	Revenue Total:	0.00	0.00	0.00	0.00	0.00	17,205.00	0.00	0.00	0.00	22,614.87	0.00	0.00
Expense													
930-190-727012	CONTRACTUAL SERVICES	0.00	0.00	0.00	0.00	0.00	0.00	0.00	0.00	0.00	17,205.00	0.00	0.00
	Expense Total:	0.00	0.00	0.00	0.00	0.00	0.00	0.00	0.00	0.00	17,205.00	0.00	0.00
	Fund 930 Surplus (Deficit):	0.00	0.00	0.00	0.00	0.00	17,205.00	0.00	0.00	0.00	5,409.87	0.00	0.00
Fund: 934 - ANIMAL SHELTER TRUST													
Revenue													
934-000-521003	DONATIONS	13.00	0.00	0.00	0.00	0.00	0.00	3.00	0.00	0.00	10.00	0.00	0.00
	Revenue Total:	13.00	0.00	0.00	0.00	0.00	0.00	3.00	0.00	0.00	10.00	0.00	0.00
	Fund 934 Total:	13.00	0.00	0.00	0.00	0.00	0.00	3.00	0.00	0.00	10.00	0.00	0.00
Fund: 936 - CHRISTMAS ON THE BRICKS													
Revenue													
936-000-521012	REIMBURSED EXPENSE	0.00	0.00	2,336.29	0.00	0.00	0.00	0.00	0.00	0.00	0.00	0.00	0.00
	Revenue Total:	0.00	0.00	2,336.29	0.00	0.00	0.00	0.00	0.00	0.00	0.00	0.00	0.00
Expense													
936-000-750000	MISCELLANEOUS COMMODITIES	0.00	0.00	2,336.29	0.00	0.00	0.00	0.00	0.00	0.00	0.00	0.00	0.00
	Expense Total:	0.00	0.00	2,336.29	0.00	0.00	0.00	0.00	0.00	0.00	0.00	0.00	0.00
	Fund 936 Surplus (Deficit):	0.00	0.00	0.00	0.00	0.00	0.00	0.00	0.00	0.00	0.00	0.00	0.00
Fund: 939 - GNAT PROJECT													
Revenue													
939-000-521003	DONATIONS	0.00	150.00	210.00	300.00	60.00	969.52	221.39	40.00	355.00	0.00	3,000.00	320.00
	Revenue Total:	0.00	150.00	210.00	300.00	60.00	969.52	221.39	40.00	355.00	0.00	3,000.00	320.00
Expense													
939-240-750000	MISCELLANEOUS COMMODITIES	0.00	0.00	333.12	64.37	116.94	-84.86	243.23	574.32	240.00	344.59	247.85	1,532.85
	Expense Total:	0.00	0.00	333.12	64.37	116.94	-84.86	243.23	574.32	240.00	344.59	247.85	1,532.85
	Fund 939 Surplus (Deficit):	0.00	150.00	-123.12	235.63	-56.94	1,054.38	-21.84	-534.32	115.00	-344.59	2,752.15	-1,212.85

Monthly Activity Report

		January 2025	February 2025	March 2025	April 2025	May 2025	June 2025	July 2025	August 2025	September 2025	October 2025	November 2025	December 2025
Fund: 940 - GUNN PARK TRAILS													
Revenue													
940-000-521014	MARMATON MASS RIDE DONATION	0.00	0.00	0.00	0.00	0.00	650.00	350.00	400.00	0.00	970.00	0.00	0.00
	Revenue Total:	0.00	0.00	0.00	0.00	0.00	650.00	350.00	400.00	0.00	970.00	0.00	0.00
Expense													
940-400-750000	MISCELLANEOUS COMMODITIES	663.00	0.00	399.98	0.00	0.00	0.00	0.00	1,560.42	0.00	0.00	1,217.26	0.00
	Expense Total:	663.00	0.00	399.98	0.00	0.00	0.00	0.00	1,560.42	0.00	0.00	1,217.26	0.00
	Fund 940 Surplus (Deficit):	-663.00	0.00	-399.98	0.00	0.00	650.00	350.00	-1,160.42	0.00	970.00	-1,217.26	0.00
Fund: 941 - LAW ENFORCEMENT TRUST													
Revenue													
941-000-521003	DONATIONS	0.00	0.00	0.00	0.00	0.00	0.00	0.00	0.00	0.00	0.00	250.00	0.00
941-000-521011	FORFEITED FUNDS	0.00	15,500.00	0.00	0.00	0.00	0.00	0.00	0.00	0.00	0.00	0.00	0.00
	Revenue Total:	0.00	15,500.00	0.00	0.00	0.00	0.00	0.00	0.00	0.00	0.00	250.00	0.00
Expense													
941-000-727020	K-9 UNIT EXPENSES	0.00	335.45	2,325.00	150.00	0.00	0.00	200.33	0.00	0.00	153.98	538.10	0.00
941-200-520002	FORFEITED FUNDS	2,900.00	5,774.70	0.00	0.00	0.00	0.00	0.00	0.00	0.00	0.00	0.00	0.00
941-200-764000	MACHINERY AND EQUIPMENT	0.00	49.99	0.00	0.00	2,608.03	2,786.90	0.00	0.00	2,396.29	0.00	0.00	0.00
	Expense Total:	2,900.00	6,160.14	2,325.00	150.00	2,608.03	2,786.90	200.33	0.00	2,396.29	153.98	538.10	0.00
	Fund 941 Surplus (Deficit):	-2,900.00	9,339.86	-2,325.00	-150.00	-2,608.03	-2,786.90	-200.33	0.00	-2,396.29	-153.98	-288.10	0.00
Fund: 947 - GUNN PARK - DISC GOLF													
Revenue													
947-000-521003	DONATIONS	0.00	0.00	0.00	0.00	0.00	0.00	0.00	600.00	0.00	0.00	0.00	0.00
	Revenue Total:	0.00	0.00	0.00	0.00	0.00	0.00	0.00	600.00	0.00	0.00	0.00	0.00
Expense													
947-000-750000	MISCELLANEOUS COMMODITIES	0.00	0.00	0.00	0.00	0.00	0.00	0.00	600.00	0.00	0.00	0.00	0.00
	Expense Total:	0.00	0.00	0.00	0.00	0.00	0.00	0.00	600.00	0.00	0.00	0.00	0.00
	Fund 947 Surplus (Deficit):	0.00	0.00	0.00	0.00	0.00	0.00	0.00	0.00	0.00	0.00	0.00	0.00
Fund: 948 - FIREFIGHTER BENEFIT RIDE													
Revenue													
948-000-521000	MISCELLANEOUS REVENUE	0.00	0.00	0.00	0.00	0.00	0.00	0.00	0.00	4,040.00	0.00	0.00	0.00
	Revenue Total:	0.00	0.00	0.00	0.00	0.00	0.00	0.00	0.00	4,040.00	0.00	0.00	0.00
Expense													
948-000-750000	MISCELLANEOUS COMMODITIES	0.00	0.00	0.00	0.00	0.00	0.00	0.00	0.00	1,704.00	0.00	0.00	0.00
	Expense Total:	0.00	0.00	0.00	0.00	0.00	0.00	0.00	0.00	1,704.00	0.00	0.00	0.00
	Fund 948 Surplus (Deficit):	0.00	0.00	0.00	0.00	0.00	0.00	0.00	0.00	2,336.00	0.00	0.00	0.00

Monthly Activity Report

	January 2025	February 2025	March 2025	April 2025	May 2025	June 2025	July 2025	August 2025	September 2025	October 2025	November 2025	December 2025
Fund: 950 - LOVE KS GRANT												
Expense												
950-165-750000												
MISCELLANEOUS COMMODITIES	0.00	0.00	0.00	69.96	0.00	0.00	0.00	657.90	3,000.00	0.00	0.00	0.00
Expense Total:	0.00	0.00	0.00	69.96	0.00	0.00	0.00	657.90	3,000.00	0.00	0.00	0.00
Fund 950 Total:	0.00	0.00	0.00	69.96	0.00	0.00	0.00	657.90	3,000.00	0.00	0.00	0.00
Fund: 951 - CONCERT SERIES FUND												
Revenue												
951-000-521003												
DONATIONS	500.00	11,250.00	3,800.00	-4,250.00	-8,112.84	12,362.84	0.00	-2,000.00	0.00	4,000.00	0.00	0.00
Revenue Total:	500.00	11,250.00	3,800.00	-4,250.00	-8,112.84	12,362.84	0.00	-2,000.00	0.00	4,000.00	0.00	0.00
Expense												
951-000-750000												
951-165-727031												
MISCELLANEOUS COMMODITIES	0.00	0.00	0.00	0.00	0.00	12,362.84	-6,000.00	0.00	0.00	0.00	0.00	0.00
EVENT EXPENSE	0.00	0.00	0.00	0.00	0.00	0.00	6,450.00	0.00	0.00	9,750.00	0.00	-5,012.84
Expense Total:	0.00	0.00	0.00	0.00	0.00	12,362.84	450.00	0.00	0.00	9,750.00	0.00	-5,012.84
Fund 951 Surplus (Deficit):	500.00	11,250.00	3,800.00	-4,250.00	-8,112.84	0.00	-450.00	-2,000.00	0.00	-5,750.00	0.00	5,012.84
Total Surplus (Deficit):	1,059,299.09	-661,636.71	-81,038.80	1,050,571.52	-882,864.08	256,517.87	-405,510.30	-1,174,113.65	24,676.20	-180,734.50	109,698.42	842,555.79

Monthly Activity Report

Group Summary

Account Typ...	January 2025	February 2025	March 2025	April 2025	May 2025	June 2025	July 2025	August 2025	September 2025	October 2025	November 2025	December 2025
Fund: 100 - GENERAL FUND												
Revenue	1,533,306.24	349,741.43	470,321.28	394,034.86	346,413.56	1,036,636.12	343,609.76	359,772.15	639,875.80	319,325.17	360,541.74	307,464.10
Expense	800,511.49	494,670.65	651,472.01	530,472.07	674,069.45	510,801.48	743,582.90	807,105.67	648,916.00	487,951.82	475,139.42	608,797.00
Fund 100 Surplus (Deficit):	732,794.75	-144,929.22	-181,150.73	-136,437.21	-327,655.89	525,834.64	-399,973.14	-447,333.52	-9,040.20	-168,626.65	-114,597.68	-301,332.90
Fund: 200 - PUBLIC LIBRARY												
Revenue	162,413.28	0.00	20,465.42	0.00	0.00	98,028.97	0.00	0.00	24,364.57	0.00	8,597.05	0.00
Expense	0.00	162,413.28	0.00	20,465.42	0.00	0.00	98,028.97	0.00	0.00	24,364.57	0.00	8,597.05
Fund 200 Surplus (Deficit):	162,413.28	-162,413.28	20,465.42	-20,465.42	0.00	98,028.97	-98,028.97	0.00	24,364.57	-24,364.57	8,597.05	-8,597.05
Fund: 202 - PUBLIC SAFETY EQUIPMENT												
Revenue	58,464.60	0.00	7,372.72	0.00	0.00	36,226.42	0.00	0.00	8,744.18	0.00	2,790.63	0.00
Expense	0.00	1,803.66	9,907.10	2,617.46	1,743.00	140.58	0.00	65,968.68	1,300.00	32,700.00	0.00	0.00
Fund 202 Surplus (Deficit):	58,464.60	-1,803.66	-2,534.38	-2,617.46	-1,743.00	36,085.84	0.00	-65,968.68	7,444.18	-32,700.00	2,790.63	0.00
Fund: 203 - ECONOMIC DEVELOPMENT												
Revenue	11,500.00	11,500.00	11,500.00	11,500.00	15,000.00	11,500.00	11,500.00	11,500.00	142,215.97	11,500.00	11,500.00	27,963.46
Expense	0.00	0.00	0.00	123,523.86	1,115.63	40.00	116.93	18.50	109,095.41	33,209.91	15,492.64	14,380.69
Fund 203 Surplus (Deficit):	11,500.00	11,500.00	11,500.00	-112,023.86	13,884.37	11,460.00	11,383.07	11,481.50	33,120.56	-21,709.91	-3,992.64	13,582.77
Fund: 204 - SPECIAL STREETS AND HIGHWAYS												
Revenue	170,996.00	121,883.76	70,715.00	121,119.21	110,114.68	88,039.39	83,795.53	136,309.67	133,743.30	139,882.18	70,930.53	72,626.84
Expense	129,974.59	92,410.24	104,409.52	114,620.83	134,159.74	265,861.95	95,189.21	138,633.10	204,104.17	76,435.11	100,627.44	132,971.02
Fund 204 Surplus (Deficit):	41,021.41	29,473.52	-33,694.52	6,498.38	-24,045.06	-177,822.56	-11,393.68	-2,323.43	-70,360.87	63,447.07	-29,696.91	-60,344.18
Fund: 205 - SPECIAL PARKS AND RECREATION												
Revenue	0.00	0.00	7,246.55	0.00	0.00	5,837.99	0.00	0.00	7,871.27	0.00	0.00	6,807.78
Expense	0.00	0.00	0.00	0.00	0.00	0.00	0.00	1,864.00	32,570.66	0.00	0.00	0.00
Fund 205 Surplus (Deficit):	0.00	0.00	7,246.55	0.00	0.00	5,837.99	0.00	-1,864.00	-24,699.39	0.00	0.00	6,807.78
Fund: 206 - SPECIAL ALCOHOL AND DRUGS												
Revenue	0.00	0.00	7,246.55	0.00	0.00	5,837.99	0.00	0.00	7,871.27	0.00	0.00	6,807.78
Expense	1,000.00	7,900.00	0.00	1,200.00	0.00	83.20	8,644.42	1,342.10	8,523.65	0.00	2,500.00	0.00
Fund 206 Surplus (Deficit):	-1,000.00	-7,900.00	7,246.55	-1,200.00	0.00	5,754.79	-8,644.42	-1,342.10	-652.38	0.00	-2,500.00	6,807.78
Fund: 207 - E911 TELEPHONE TAX												
Revenue	8,385.30	8,436.12	8,475.06	8,239.44	8,645.34	8,349.00	8,421.60	8,319.78	8,371.44	8,485.62	8,391.90	8,495.52
Expense	4,038.30	219.12	208.22	7,672.55	23,545.67	1,403.50	705.27	1,566.90	1,289.06	4,491.93	0.00	895.37
Fund 207 Surplus (Deficit):	4,347.00	8,217.00	8,266.84	566.89	-14,900.33	6,945.50	7,716.33	6,752.88	7,082.38	3,993.69	8,391.90	7,600.15
Fund: 208 - CONVENTION AND VISITORS BUREAU												
Revenue	38,641.60	0.00	0.00	29,259.05	0.00	0.00	40,713.75	0.00	0.00	40,432.13	254.95	0.00
Expense	18,438.05	10,523.52	19,423.41	17,413.08	41,640.94	7,330.91	794.16	8,693.63	14,078.76	13,159.26	6,770.73	12,928.75
Fund 208 Surplus (Deficit):	20,203.55	-10,523.52	-19,423.41	11,845.97	-41,640.94	-7,330.91	39,919.59	-8,693.63	-14,078.76	27,272.87	-6,515.78	-12,928.75

Monthly Activity Report

Account Typ...	January 2025	February 2025	March 2025	April 2025	May 2025	June 2025	July 2025	August 2025	September 2025	October 2025	November 2025	December 2025
Fund: 209 - PARKS/COMMUNITY FACILITIES SALES TAX												
Revenue	9,469.50	9,635.25	7,853.88	8,633.88	8,886.22	9,880.35	9,208.13	8,612.78	9,281.91	9,036.09	8,446.85	8,244.23
Expense	0.00	5,240.00	290.32	28,153.88	1,600.00	1,675.00	0.00	9,970.00	0.00	0.00	11,826.00	36,725.00
Fund 209 Surplus (Deficit):	9,469.50	4,395.25	7,563.56	-19,520.00	7,286.22	8,205.35	9,208.13	-1,357.22	9,281.91	9,036.09	-3,379.15	-28,480.77
Fund: 210 - STREETS SALES TAX												
Revenue	89,362.40	91,382.60	75,314.80	81,184.53	84,659.83	92,858.09	87,055.00	81,936.83	87,782.71	84,396.50	79,749.24	77,885.97
Expense	5,165.14	4,136.95	4,665.41	4,629.94	0.00	4,683.70	3,934.95	327,736.86	213,935.78	121,604.64	4,399.91	652,938.49
Fund 210 Surplus (Deficit):	84,197.26	87,245.65	70,649.39	76,554.59	84,659.83	88,174.39	83,120.05	-245,800.03	-126,153.07	-37,208.14	75,349.33	-575,052.52
Fund: 213 - EQUIPMENT RESERVE												
Revenue	0.00	0.00	0.00	75,000.00	0.00	0.00	0.00	0.00	0.00	0.00	0.00	0.00
Fund 213 Total:	0.00	0.00	0.00	75,000.00	0.00	0.00	0.00	0.00	0.00	0.00	0.00	0.00
Fund: 214 - CAPITAL IMPROVEMENTS												
Revenue	0.00	0.00	0.00	50,000.00	0.00	0.00	0.00	0.00	0.00	0.00	0.00	0.00
Expense	0.00	0.00	34.48	0.00	0.00	0.00	0.00	0.00	10,298.35	0.00	0.00	0.00
Fund 214 Surplus (Deficit):	0.00	0.00	-34.48	50,000.00	0.00	0.00	0.00	0.00	-10,298.35	0.00	0.00	0.00
Fund: 215 - LAND BANK												
Revenue	750.00	0.00	0.00	50,000.00	0.00	2,000.00	0.00	126.24	2,500.00	978.48	0.00	0.00
Expense	833.36	833.36	833.36	1,542.86	7,865.98	1,541.34	2,555.36	1,133.75	490.00	526.50	454.00	250.00
Fund 215 Surplus (Deficit):	-83.36	-833.36	-833.36	48,457.14	-7,865.98	458.66	-2,555.36	-1,007.51	2,010.00	451.98	-454.00	-250.00
Fund: 216 - LAROCHE CAPITAL OUTLAY												
Revenue	0.00	0.00	0.00	15,000.00	0.00	0.00	0.00	0.00	0.00	0.00	0.00	0.00
Fund 216 Total:	0.00	0.00	0.00	15,000.00	0.00	0.00	0.00	0.00	0.00	0.00	0.00	0.00
Fund: 218 - RECREATION												
Revenue	10,703.00	3,483.00	9,521.00	4,237.50	18,323.88	14,189.50	7,768.00	9,790.00	41,506.50	6,409.00	6,023.50	3,361.50
Expense	18,055.00	6,390.50	8,123.50	7,702.50	16,692.38	1,906.50	21,817.50	35,230.00	3,734.50	9,685.00	4,928.50	4,168.50
Fund 218 Surplus (Deficit):	-7,352.00	-2,907.50	1,397.50	-3,465.00	1,631.50	12,283.00	-14,049.50	-25,440.00	37,772.00	-3,276.00	1,095.00	-807.00
Fund: 219 - GOLF COURSE												
Revenue	1,571.00	16,793.89	32,028.75	34,070.97	82,032.11	65,051.61	58,941.01	55,121.71	176,378.54	30,063.74	14,863.40	70,698.98
Expense	53,202.34	35,415.90	69,200.89	52,317.04	48,078.07	59,094.86	63,735.46	82,308.28	56,046.21	42,327.88	41,428.54	34,262.19
Fund 219 Surplus (Deficit):	-51,631.34	-18,622.01	-37,172.14	-18,246.07	33,954.04	5,956.75	-4,794.45	-27,186.57	120,332.33	-12,264.14	-26,565.14	36,436.79
Fund: 254 - CDBG: MAYCO ACE												
Revenue	0.00	0.00	0.00	0.00	0.00	0.00	0.00	0.00	82,266.00	0.00	0.00	0.00
Fund 254 Total:	0.00	0.00	0.00	0.00	0.00	0.00	0.00	0.00	82,266.00	0.00	0.00	0.00
Fund: 256 - CDBG - SANITARY SEWER												
Revenue	0.00	0.00	0.00	0.00	0.00	0.00	0.00	0.00	1,153,684.40	0.00	0.00	0.00
Fund 256 Total:	0.00	0.00	0.00	0.00	0.00	0.00	0.00	0.00	1,153,684.40	0.00	0.00	0.00

Monthly Activity Report

Account Typ...	January 2025	February 2025	March 2025	April 2025	May 2025	June 2025	July 2025	August 2025	September 2025	October 2025	November 2025	December 2025
Fund: 334 - ARPA												
Expense	0.00	0.00	600,000.00	0.00	0.00	0.00	0.00	0.00	0.00	0.00	0.00	0.00
Fund 334 Total:	0.00	0.00	600,000.00	0.00	0.00	0.00	0.00	0.00	0.00	0.00	0.00	0.00
Fund: 336 - PUBLIC SAFETY TRUST												
Revenue	0.00	0.00	0.00	0.00	0.00	0.00	0.00	0.00	0.00	0.00	250.00	0.00
Fund 336 Total:	0.00	0.00	0.00	0.00	0.00	0.00	0.00	0.00	0.00	0.00	250.00	0.00
Fund: 337 - Municipalities Fight Addiction (Opioid) Fund												
Revenue	0.00	1,155.86	0.00	0.00	2,831.92	0.00	0.00	0.00	2,578.42	0.00	7,210.91	0.00
Fund 337 Total:	0.00	1,155.86	0.00	0.00	2,831.92	0.00	0.00	0.00	2,578.42	0.00	7,210.91	0.00
Fund: 339 - KDOT - CCLIP GI GRANT												
Expense	0.00	23,736.49	3,542.37	0.00	0.00	0.00	0.00	0.00	0.00	0.00	0.00	0.00
Fund 339 Total:	0.00	23,736.49	3,542.37	0.00	0.00	0.00	0.00	0.00	0.00	0.00	0.00	0.00
Fund: 340 - KDOT - HORTON STREET												
Revenue	0.00	0.00	0.00	0.00	0.00	0.00	0.00	0.00	0.00	0.00	0.00	1,587,026.02
Expense	154,715.76	168,250.21	0.00	0.00	138,309.54	500,442.59	0.00	0.00	0.00	0.00	0.00	0.00
Fund 340 Surplus (Deficit):	-154,715.76	-168,250.21	0.00	0.00	-138,309.54	-500,442.59	0.00	0.00	0.00	0.00	0.00	1,587,026.02
Fund: 341 - FAA - Runway Reconstruction												
Revenue	0.00	0.00	0.00	0.00	0.00	0.00	0.00	0.00	88,730.00	0.00	0.00	0.00
Expense	0.00	0.00	0.00	0.00	0.00	0.00	0.00	0.00	75,330.00	0.00	0.00	0.00
Fund 341 Surplus (Deficit):	0.00	0.00	0.00	0.00	0.00	0.00	0.00	0.00	13,400.00	0.00	0.00	0.00
Fund: 342 - KDOT: EAST NATIONAL												
Expense	0.00	0.00	0.00	0.00	0.00	0.00	0.00	0.00	32,275.00	25,125.00	5,175.00	0.00
Fund 342 Total:	0.00	0.00	0.00	0.00	0.00	0.00	0.00	0.00	32,275.00	25,125.00	5,175.00	0.00
Fund: 600 - DEBT SERVICE												
Revenue	988.67	0.00	157.69	0.00	0.00	868.78	0.00	0.00	322.58	0.00	1,036.09	0.00
Expense	0.00	0.00	22,559.99	0.00	0.00	0.00	0.00	0.00	208,820.00	0.00	0.00	-208,820.00
Fund 600 Surplus (Deficit):	988.67	0.00	-22,402.30	0.00	0.00	868.78	0.00	0.00	-208,497.42	0.00	1,036.09	208,820.00
Fund: 707 - SEWER CAPITAL RESERVE												
Expense	0.00	0.00	0.00	0.00	83,500.00	68,161.51	0.00	3,587.45	0.00	0.00	0.00	-71,748.96
Fund 707 Total:	0.00	0.00	0.00	0.00	83,500.00	68,161.51	0.00	3,587.45	0.00	0.00	0.00	-71,748.96
Fund: 708 - WATER CAPITAL RESERVE												
Revenue	0.00	0.00	0.00	0.00	0.00	200,000.00	0.00	0.00	0.00	0.00	0.00	0.00
Expense	0.00	0.00	0.00	-200,000.00	0.00	200,000.00	9,995.00	0.00	0.00	0.00	0.00	0.00
Fund 708 Surplus (Deficit):	0.00	0.00	0.00	200,000.00	0.00	0.00	-9,995.00	0.00	0.00	0.00	0.00	0.00
Fund: 709 - STORMWATER CAPITAL RESERVE												
Revenue	0.00	0.00	0.00	125,000.00	0.00	0.00	0.00	0.00	0.00	0.00	0.00	0.00
Fund 709 Total:	0.00	0.00	0.00	125,000.00	0.00	0.00	0.00	0.00	0.00	0.00	0.00	0.00

Monthly Activity Report

Account Typ...	January 2025	February 2025	March 2025	April 2025	May 2025	June 2025	July 2025	August 2025	September 2025	October 2025	November 2025	December 2025
Fund: 711 - WATER UTILITY												
Revenue	323,009.31	312,478.17	299,712.19	278,737.67	300,482.31	273,259.32	310,535.40	370,684.86	297,638.67	308,099.40	275,976.71	297,734.40
Expense	226,983.35	127,329.11	324,276.86	366,281.89	314,025.96	195,563.85	360,533.73	650,734.74	181,628.75	167,156.15	159,023.61	405,979.99
Fund 711 Surplus (Deficit):	96,025.96	185,149.06	-24,564.67	-87,544.22	-13,543.65	77,695.47	-49,998.33	-280,049.88	116,009.92	140,943.25	116,953.10	-108,245.59
Fund: 712 - WASTEWATER UTILITY												
Revenue	361,486.34	-152,933.06	847,046.58	1,056,187.01	138,614.82	195,287.79	600,634.95	384,998.73	308,095.60	214,630.81	214,543.31	214,120.50
Expense	325,102.97	334,887.20	157,037.38	104,320.48	520,769.70	106,448.89	575,386.20	483,068.89	1,406,253.34	333,950.81	142,876.93	238,908.59
Fund 712 Surplus (Deficit):	36,383.37	-487,820.26	690,009.20	951,866.53	-382,154.88	88,838.90	25,248.75	-98,070.16	-1,098,157.74	-119,320.00	71,666.38	-24,788.09
Fund: 719 - STORMWATER UTILITY												
Revenue	24,668.48	24,468.66	24,384.83	24,405.56	24,511.39	24,443.90	24,465.80	24,613.79	24,476.62	24,469.77	24,536.53	24,521.82
Expense	5,346.28	4,242.06	5,368.18	128,869.97	5,486.27	2,719.97	6,820.00	2,585.00	11,988.62	5,896.11	16,548.99	3,769.42
Fund 719 Surplus (Deficit):	19,322.20	20,226.60	19,016.65	-104,464.41	19,025.12	21,723.93	17,645.80	22,028.79	12,488.00	18,573.66	7,987.54	20,752.40
Fund: 930 - FIRE INSURANCE PROCEEDS												
Revenue	0.00	0.00	0.00	0.00	0.00	17,205.00	0.00	0.00	0.00	22,614.87	0.00	0.00
Expense	0.00	0.00	0.00	0.00	0.00	0.00	0.00	0.00	0.00	17,205.00	0.00	0.00
Fund 930 Surplus (Deficit):	0.00	0.00	0.00	0.00	0.00	17,205.00	0.00	0.00	0.00	5,409.87	0.00	0.00
Fund: 934 - ANIMAL SHELTER TRUST												
Revenue	13.00	0.00	0.00	0.00	0.00	0.00	3.00	0.00	0.00	10.00	0.00	0.00
Fund 934 Total:	13.00	0.00	0.00	0.00	0.00	0.00	3.00	0.00	0.00	10.00	0.00	0.00
Fund: 936 - CHRISTMAS ON THE BRICKS												
Revenue	0.00	0.00	2,336.29	0.00	0.00	0.00	0.00	0.00	0.00	0.00	0.00	0.00
Expense	0.00	0.00	2,336.29	0.00	0.00	0.00	0.00	0.00	0.00	0.00	0.00	0.00
Fund 936 Surplus (Deficit):	0.00	0.00	0.00	0.00	0.00	0.00	0.00	0.00	0.00	0.00	0.00	0.00
Fund: 939 - GNAT PROJECT												
Revenue	0.00	150.00	210.00	300.00	60.00	969.52	221.39	40.00	355.00	0.00	3,000.00	320.00
Expense	0.00	0.00	333.12	64.37	116.94	-84.86	243.23	574.32	240.00	344.59	247.85	1,532.85
Fund 939 Surplus (Deficit):	0.00	150.00	-123.12	235.63	-56.94	1,054.38	-21.84	-534.32	115.00	-344.59	2,752.15	-1,212.85
Fund: 940 - GUNN PARK TRAILS												
Revenue	0.00	0.00	0.00	0.00	0.00	650.00	350.00	400.00	0.00	970.00	0.00	0.00
Expense	663.00	0.00	399.98	0.00	0.00	0.00	0.00	1,560.42	0.00	0.00	1,217.26	0.00
Fund 940 Surplus (Deficit):	-663.00	0.00	-399.98	0.00	0.00	650.00	350.00	-1,160.42	0.00	970.00	-1,217.26	0.00
Fund: 941 - LAW ENFORCEMENT TRUST												
Revenue	0.00	15,500.00	0.00	0.00	0.00	0.00	0.00	0.00	0.00	0.00	250.00	0.00
Expense	2,900.00	6,160.14	2,325.00	150.00	2,608.03	2,786.90	200.33	0.00	2,396.29	153.98	538.10	0.00
Fund 941 Surplus (Deficit):	-2,900.00	9,339.86	-2,325.00	-150.00	-2,608.03	-2,786.90	-200.33	0.00	-2,396.29	-153.98	-288.10	0.00
Fund: 947 - GUNN PARK - DISC GOLF												
Revenue	0.00	0.00	0.00	0.00	0.00	0.00	0.00	600.00	0.00	0.00	0.00	0.00
Expense	0.00	0.00	0.00	0.00	0.00	0.00	0.00	600.00	0.00	0.00	0.00	0.00
Fund 947 Surplus (Deficit):	0.00	0.00	0.00	0.00	0.00	0.00	0.00	0.00	0.00	0.00	0.00	0.00

Monthly Activity Report

Account Typ...	January 2025	February 2025	March 2025	April 2025	May 2025	June 2025	July 2025	August 2025	September 2025	October 2025	November 2025	December 2025
Fund: 948 - FIREFIGHTER BENEFIT RIDE												
Revenue	0.00	0.00	0.00	0.00	0.00	0.00	0.00	0.00	4,040.00	0.00	0.00	0.00
Expense	0.00	0.00	0.00	0.00	0.00	0.00	0.00	0.00	1,704.00	0.00	0.00	0.00
Fund 948 Surplus (Deficit):	0.00	0.00	0.00	0.00	0.00	0.00	0.00	0.00	2,336.00	0.00	0.00	0.00
Fund: 950 - LOVE KS GRANT												
Expense	0.00	0.00	0.00	69.96	0.00	0.00	0.00	657.90	3,000.00	0.00	0.00	0.00
Fund 950 Total:	0.00	0.00	0.00	69.96	0.00	0.00	0.00	657.90	3,000.00	0.00	0.00	0.00
Fund: 951 - CONCERT SERIES FUND												
Revenue	500.00	11,250.00	3,800.00	-4,250.00	-8,112.84	12,362.84	0.00	-2,000.00	0.00	4,000.00	0.00	0.00
Expense	0.00	0.00	0.00	0.00	0.00	12,362.84	450.00	0.00	0.00	9,750.00	0.00	-5,012.84
Fund 951 Surplus (Deficit):	500.00	11,250.00	3,800.00	-4,250.00	-8,112.84	0.00	-450.00	-2,000.00	0.00	-5,750.00	0.00	5,012.84
Total Surplus (Deficit):	1,059,299.09	-661,636.71	-81,038.80	1,050,571.52	-882,864.08	256,517.87	-405,510.30	-1,174,113.65	24,676.20	-180,734.50	109,698.42	842,555.79

Monthly Activity Report

Fund Summary

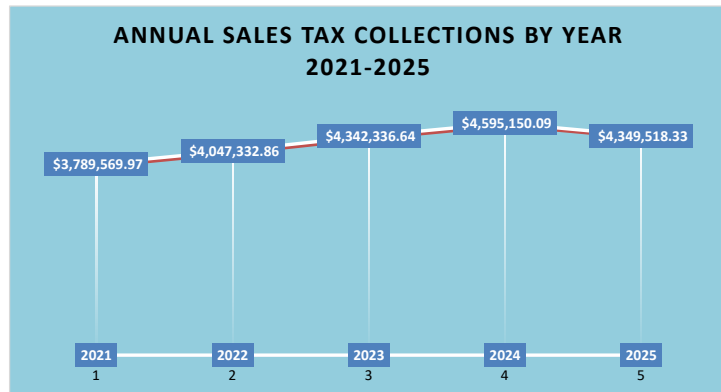
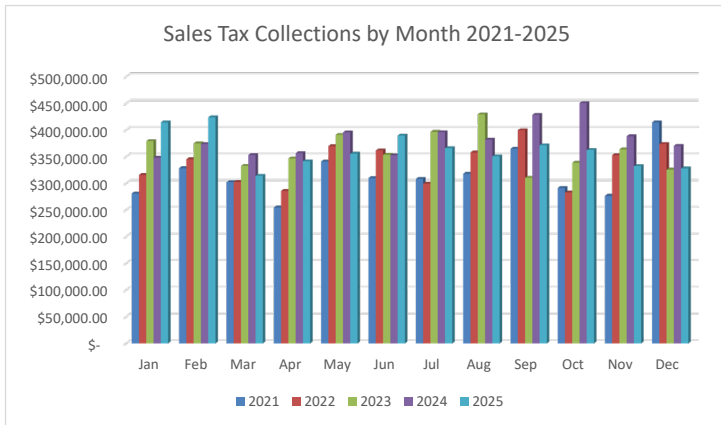
Fund	January 2025	February 2025	March 2025	April 2025	May 2025	June 2025	July 2025	August 2025	September 2025	October 2025	November 2025	December 2025
100 - GENERAL FUND	732,794.75	-144,929.22	-181,150.73	-136,437.21	-327,655.89	525,834.64	-399,973.14	-447,333.52	-9,040.20	-168,626.65	-114,597.68	-301,332.90
200 - PUBLIC LIBRARY	162,413.28	-162,413.28	20,465.42	-20,465.42	0.00	98,028.97	-98,028.97	0.00	24,364.57	-24,364.57	8,597.05	-8,597.05
202 - PUBLIC SAFETY EQUIP...	58,464.60	-1,803.66	-2,534.38	-2,617.46	-1,743.00	36,085.84	0.00	-65,968.68	7,444.18	-32,700.00	2,790.63	0.00
203 - ECONOMIC DEVELOPM...	11,500.00	11,500.00	11,500.00	-112,023.86	13,884.37	11,460.00	11,383.07	11,481.50	33,120.56	-21,709.91	-3,992.64	13,582.77
204 - SPECIAL STREETS AND H...	41,021.41	29,473.52	-33,694.52	6,498.38	-24,045.06	-177,822.56	-11,393.68	-2,323.43	-70,360.87	63,447.07	-29,696.91	-60,344.18
205 - SPECIAL PARKS AND RE...	0.00	0.00	7,246.55	0.00	0.00	5,837.99	0.00	-1,864.00	-24,699.39	0.00	0.00	6,807.78
206 - SPECIAL ALCOHOL AND...	-1,000.00	-7,900.00	7,246.55	-1,200.00	0.00	5,754.79	-8,644.42	-1,342.10	-652.38	0.00	-2,500.00	6,807.78
207 - E911 TELEPHONE TAX	4,347.00	8,217.00	8,266.84	566.89	-14,900.33	6,945.50	7,716.33	6,752.88	7,082.38	3,993.69	8,391.90	7,600.15
208 - CONVENTION AND VISI...	20,203.55	-10,523.52	-19,423.41	11,845.97	-41,640.94	-7,330.91	39,919.59	-8,693.63	-14,078.76	27,272.87	-6,515.78	-12,928.75
209 - PARKS/COMMUNITY F...	9,469.50	4,395.25	7,563.56	-19,520.00	7,286.22	8,205.35	9,208.13	-1,357.22	9,281.91	9,036.09	-3,379.15	-28,480.77
210 - STREETS SALES TAX	84,197.26	87,245.65	70,649.39	76,554.59	84,659.83	88,174.39	83,120.05	-245,800.03	-126,153.07	-37,208.14	75,349.33	-575,052.52
213 - EQUIPMENT RESERVE	0.00	0.00	0.00	75,000.00	0.00	0.00	0.00	0.00	0.00	0.00	0.00	0.00
214 - CAPITAL IMPROVEMEN...	0.00	0.00	-34.48	50,000.00	0.00	0.00	0.00	0.00	-10,298.35	0.00	0.00	0.00
215 - LAND BANK	-83.36	-833.36	-833.36	48,457.14	-7,865.98	458.66	-2,555.36	-1,007.51	2,010.00	451.98	-454.00	-250.00
216 - LAROCHE CAPITAL OUT...	0.00	0.00	0.00	15,000.00	0.00	0.00	0.00	0.00	0.00	0.00	0.00	0.00
218 - RECREATION	-7,352.00	-2,907.50	1,397.50	-3,465.00	1,631.50	12,283.00	-14,049.50	-25,440.00	37,772.00	-3,276.00	1,095.00	-807.00
219 - GOLF COURSE	-51,631.34	-18,622.01	-37,172.14	-18,246.07	33,954.04	5,956.75	-4,794.45	-27,186.57	120,332.33	-12,264.14	-26,565.14	36,436.79
254 - CDBG: MAYCO ACE	0.00	0.00	0.00	0.00	0.00	0.00	0.00	0.00	82,266.00	0.00	0.00	0.00
256 - CDBG - SANITARY SEW...	0.00	0.00	0.00	0.00	0.00	0.00	0.00	0.00	1,153,684.40	0.00	0.00	0.00
334 - ARPA	0.00	0.00	-600,000.00	0.00	0.00	0.00	0.00	0.00	0.00	0.00	0.00	0.00
336 - PUBLIC SAFETY TRUST	0.00	0.00	0.00	0.00	0.00	0.00	0.00	0.00	0.00	0.00	250.00	0.00
337 - Municipalities Fight Add..	0.00	1,155.86	0.00	0.00	2,831.92	0.00	0.00	0.00	2,578.42	0.00	7,210.91	0.00
339 - KDOT - CCLIP GI GRANT	0.00	-23,736.49	-3,542.37	0.00	0.00	0.00	0.00	0.00	0.00	0.00	0.00	0.00
340 - KDOT - HORTON STREET	-154,715.76	-168,250.21	0.00	0.00	-138,309.54	-500,442.59	0.00	0.00	0.00	0.00	0.00	1,587,026.02
341 - FAA - Runway Reconstr...	0.00	0.00	0.00	0.00	0.00	0.00	0.00	0.00	13,400.00	0.00	0.00	0.00
342 - KDOT: EAST NATIONAL	0.00	0.00	0.00	0.00	0.00	0.00	0.00	0.00	-32,275.00	-25,125.00	-5,175.00	0.00
600 - DEBT SERVICE	988.67	0.00	-22,402.30	0.00	0.00	868.78	0.00	0.00	-208,497.42	0.00	1,036.09	208,820.00
707 - SEWER CAPITAL RESER...	0.00	0.00	0.00	0.00	-83,500.00	-68,161.51	0.00	-3,587.45	0.00	0.00	0.00	71,748.96
708 - WATER CAPITAL RESER...	0.00	0.00	0.00	200,000.00	0.00	0.00	-9,995.00	0.00	0.00	0.00	0.00	0.00
709 - STORMWATER CAPITAL...	0.00	0.00	0.00	125,000.00	0.00	0.00	0.00	0.00	0.00	0.00	0.00	0.00
711 - WATER UTILITY	96,025.96	185,149.06	-24,564.67	-87,544.22	-13,543.65	77,695.47	-49,998.33	-280,049.88	116,009.92	140,943.25	116,953.10	-108,245.59
712 - WASTEWATER UTILITY	36,383.37	-487,820.26	690,009.20	951,866.53	-382,154.88	88,838.90	25,248.75	-98,070.16	-1,098,157.74	-119,320.00	71,666.38	-24,788.09
719 - STORMWATER UTILITY	19,322.20	20,226.60	19,016.65	-104,464.41	19,025.12	21,723.93	17,645.80	22,028.79	12,488.00	18,573.66	7,987.54	20,752.40
930 - FIRE INSURANCE PROC...	0.00	0.00	0.00	0.00	0.00	17,205.00	0.00	0.00	0.00	5,409.87	0.00	0.00
934 - ANIMAL SHELTER TRUST	13.00	0.00	0.00	0.00	0.00	0.00	3.00	0.00	0.00	10.00	0.00	0.00
936 - CHRISTMAS ON THE BR...	0.00	0.00	0.00	0.00	0.00	0.00	0.00	0.00	0.00	0.00	0.00	0.00
939 - GNAT PROJECT	0.00	150.00	-123.12	235.63	-56.94	1,054.38	-21.84	-534.32	115.00	-344.59	2,752.15	-1,212.85
940 - GUNN PARK TRAILS	-663.00	0.00	-399.98	0.00	0.00	650.00	350.00	-1,160.42	0.00	970.00	-1,217.26	0.00
941 - LAW ENFORCEMENT T...	-2,900.00	9,339.86	-2,325.00	-150.00	-2,608.03	-2,786.90	-200.33	0.00	-2,396.29	-153.98	-288.10	0.00
947 - GUNN PARK - DISC GOLF	0.00	0.00	0.00	0.00	0.00	0.00	0.00	0.00	0.00	0.00	0.00	0.00

Monthly Activity Report

Fund	January 2025	February 2025	March 2025	April 2025	May 2025	June 2025	July 2025	August 2025	September 2025	October 2025	November 2025	December 2025
948 - FIREFIGHTER BENEFIT R...	0.00	0.00	0.00	0.00	0.00	0.00	0.00	0.00	2,336.00	0.00	0.00	0.00
950 - LOVE KS GRANT	0.00	0.00	0.00	-69.96	0.00	0.00	0.00	-657.90	-3,000.00	0.00	0.00	0.00
951 - CONCERT SERIES FUND	500.00	11,250.00	3,800.00	-4,250.00	-8,112.84	0.00	-450.00	-2,000.00	0.00	-5,750.00	0.00	5,012.84
Total Surplus (Deficit):	1,059,299.09	-661,636.71	-81,038.80	1,050,571.52	-882,864.08	256,517.87	-405,510.30	-1,174,113.65	24,676.20	-180,734.50	109,698.42	842,555.79

	2021	2022	2023	2024	2025
Jan	\$ 280,739.13	\$ 315,670.39	\$ 379,031.12	\$ 347,992.57	\$ 414,365.11
Feb	\$ 328,313.63	\$ 345,174.44	\$ 374,952.17	\$ 373,641.11	\$ 423,928.13
Mar	\$ 302,047.44	\$ 302,709.86	\$ 332,617.41	\$ 353,309.73	\$ 314,188.44
Apr	\$ 254,790.39	\$ 285,772.74	\$ 346,586.63	\$ 356,590.74	\$ 341,419.89
May	\$ 340,742.41	\$ 369,670.32	\$ 391,046.16	\$ 395,650.92	\$ 355,637.52
Jun	\$ 309,768.62	\$ 361,689.12	\$ 353,809.85	\$ 352,781.86	\$ 389,459.06
Jul	\$ 308,184.74	\$ 299,315.72	\$ 396,482.13	\$ 395,863.91	\$ 365,931.56
Aug	\$ 317,915.86	\$ 357,899.92	\$ 429,514.43	\$ 382,010.32	\$ 350,618.56
Sep	\$ 364,930.51	\$ 399,806.28	\$ 310,217.68	\$ 428,337.61	\$ 371,505.33
Oct	\$ 291,146.85	\$ 282,692.04	\$ 338,484.18	\$ 450,602.77	\$ 362,353.37
Nov	\$ 276,590.46	\$ 353,090.96	\$ 363,833.66	\$ 388,236.36	\$ 332,216.97
Dec	\$ 414,399.93	\$ 373,841.07	\$ 325,761.22	\$ 370,132.19	\$ 327,894.39
Total	\$ 3,789,569.97	\$ 4,047,332.86	\$ 4,342,336.64	\$ 4,595,150.09	\$ 4,349,518.33

2021	2022	2023	2024	2025	2022	2023	2024	2025
\$ 280,739.13	\$ 315,670.39	\$ 379,031.12	\$ 347,992.57	\$ 414,365.11	12%	20%	-8%	19%
\$ 609,052.76	\$ 660,844.83	\$ 753,983.29	\$ 721,633.68	\$ 838,293.24	9%	14%	-4%	16%
\$ 911,100.20	\$ 963,554.69	\$ 1,086,600.70	\$ 1,074,943.41	\$ 1,152,481.68	6%	13%	-1%	7%
\$ 1,165,890.59	\$ 1,249,327.43	\$ 1,433,187.33	\$ 1,431,534.15	\$ 1,493,901.57	7%	15%	0%	4%
\$ 1,506,633.00	\$ 1,618,997.75	\$ 1,824,233.49	\$ 1,827,185.07	\$ 1,849,539.09	7%	13%	0%	1%
\$ 1,816,401.62	\$ 1,980,686.87	\$ 2,178,043.34	\$ 2,179,966.93	\$ 2,238,998.15	9%	10%	0%	3%
\$ 2,124,586.36	\$ 2,280,002.59	\$ 2,574,525.47	\$ 2,575,830.84	\$ 2,604,929.71	7%	13%	0%	1%
\$ 2,442,502.22	\$ 2,637,902.51	\$ 3,004,039.90	\$ 2,957,841.16	\$ 2,955,548.27	8%	14%	-2%	0%
\$ 2,807,432.73	\$ 3,037,708.79	\$ 3,314,257.58	\$ 3,386,178.77	\$ 3,327,053.60	8%	9%	2%	-2%
\$ 3,098,579.58	\$ 3,320,400.83	\$ 3,652,741.76	\$ 3,836,781.54	\$ 3,689,406.97	7%	10%	5%	-4%
\$ 3,375,170.04	\$ 3,673,491.79	\$ 4,016,575.42	\$ 4,225,017.90	\$ 4,021,623.94	9%	9%	5%	-5%
\$ 3,789,569.97	\$ 4,047,332.86	\$ 4,342,336.64	\$ 4,595,150.09	\$ 4,349,518.33	7%	7%	6%	-5%

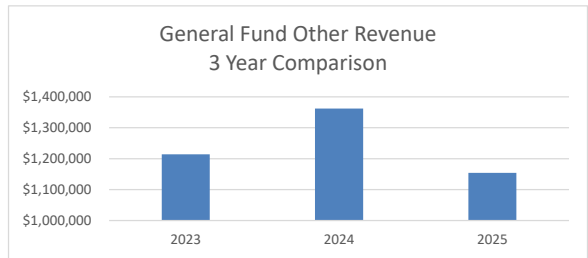
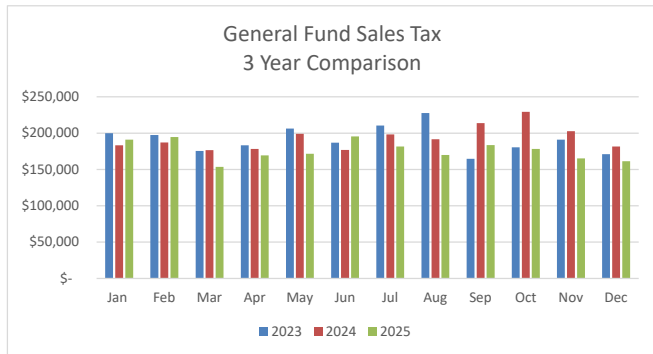
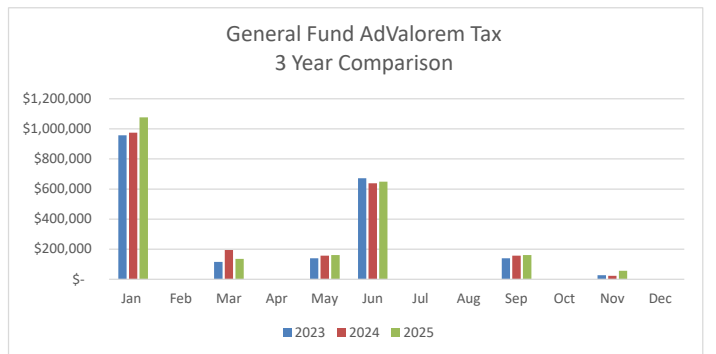
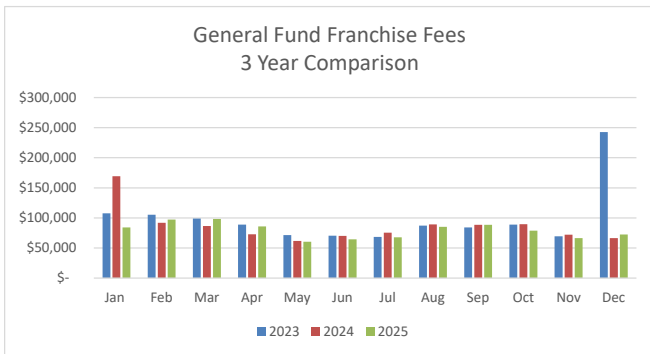
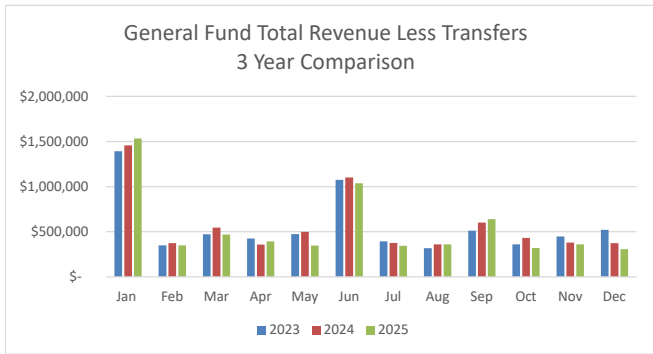


General Fund Revenue Year over Year Comparison by Funding Source

2023	Total Revenue Less				
	Transfers	Franchise Fees	Advalorem Tax	Sales Tax	Other
Jan	\$ 1,393,234	\$ 107,574	\$ 957,280	\$ 199,895	\$ 128,485
Feb	\$ 349,141	\$ 105,305		\$ 197,402	\$ 46,434
Mar	\$ 472,932	\$ 98,882	\$ 115,180	\$ 175,339	\$ 83,531
Apr	\$ 425,488	\$ 89,016		\$ 183,259	\$ 153,213
May	\$ 474,295	\$ 71,461	\$ 140,253	\$ 206,149	\$ 56,432
Jun	\$ 1,076,031	\$ 70,298	\$ 671,314	\$ 186,843	\$ 147,576
Jul	\$ 393,526	\$ 68,558	\$ -	\$ 210,552	\$ 114,416
Aug	\$ 316,745	\$ 87,056	\$ -	\$ 227,613	\$ 2,076
Sep	\$ 512,098	\$ 84,202	\$ 140,253	\$ 164,655	\$ 122,988
Oct	\$ 360,556	\$ 88,968	\$ -	\$ 180,338	\$ 91,250
Nov	\$ 447,703	\$ 69,606	\$ 26,724	\$ 191,014	\$ 160,359
Dec	\$ 521,056	\$ 242,828	\$ -	\$ 170,938	\$ 107,290
	<u>\$ 6,742,805</u>	<u>\$ 1,183,754</u>	<u>\$ 2,051,004</u>	<u>\$ 2,293,999</u>	<u>\$ 1,214,048</u>

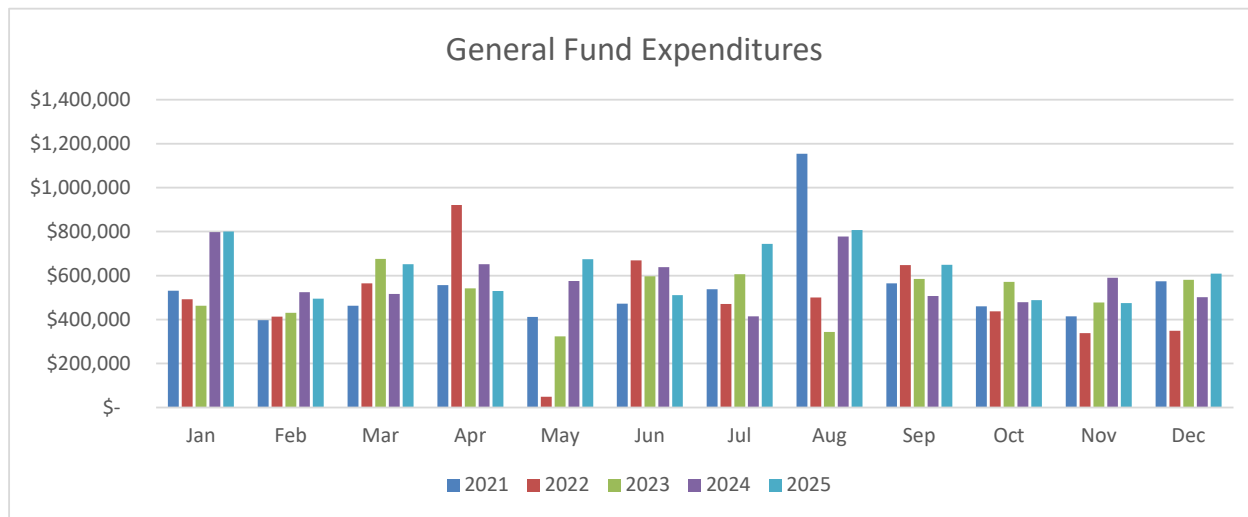
2024	Total Revenue Less				
	Transfers	Franchise Fees	Advalorem Tax	Sales Tax	Other
Jan	\$ 1,455,898	\$ 169,320	\$ 974,918	\$ 183,286	\$ 128,374
Feb	\$ 374,378	\$ 91,742	\$ -	\$ 187,082	\$ 95,554
Mar	\$ 545,818	\$ 86,574	\$ 195,227	\$ 176,576	\$ 87,441
Apr	\$ 358,299	\$ 72,782	\$ -	\$ 178,298	\$ 107,219
May	\$ 499,821	\$ 61,897	\$ 157,216	\$ 199,123	\$ 81,585
Jun	\$ 1,101,573	\$ 70,129	\$ 638,423	\$ 176,815	\$ 216,206
Jul	\$ 375,515	\$ 75,635	\$ -	\$ 198,111	\$ 101,769
Aug	\$ 360,076	\$ 89,358	\$ -	\$ 191,492	\$ 79,227
Sep	\$ 601,868	\$ 88,667	\$ 157,216	\$ 213,736	\$ 142,249
Oct	\$ 432,495	\$ 89,550	\$ -	\$ 229,289	\$ 113,656
Nov	\$ 380,699	\$ 72,161	\$ 23,231	\$ 202,697	\$ 82,610
Dec	\$ 374,021	\$ 66,387	\$ -	\$ 181,614	\$ 126,020
	<u>\$ 6,860,460</u>	<u>\$ 1,034,202</u>	<u>\$ 2,146,231</u>	<u>\$ 2,318,118</u>	<u>\$ 1,361,910</u>

2025	Total Revenue				
	Less Transfers	Franchise Fees	Advalorem Tax	Sales Tax	Other
Jan	\$ 1,533,306	\$ 84,331	\$ 1,075,865	\$ 190,918	\$ 182,193
Feb	\$ 349,741	\$ 97,355	\$ -	\$ 194,692	\$ 57,695
Mar	\$ 470,321	\$ 98,388	\$ 135,645	\$ 153,435	\$ 82,854
Apr	\$ 394,035	\$ 85,917	\$ -	\$ 169,418	\$ 138,700
May	\$ 346,414	\$ 60,372	\$ 161,490	\$ 171,630	\$ (47,078)
Jun	\$ 1,036,636	\$ 64,593	\$ 649,434	\$ 195,412	\$ 127,198
Jul	\$ 343,610	\$ 67,817	\$ -	\$ 181,631	\$ 94,162
Aug	\$ 359,772	\$ 85,178	\$ -	\$ 169,979	\$ 104,615
Sep	\$ 639,876	\$ 88,588	\$ 161,490	\$ 183,443	\$ 206,355
Oct	\$ 319,325	\$ 78,796	\$ -	\$ 178,349	\$ 62,180
Nov	\$ 360,542	\$ 66,411	\$ 56,873	\$ 165,318	\$ 71,939
Dec	\$ 307,464	\$ 72,342	\$ -	\$ 161,441	\$ 73,680
	<u>\$ 6,461,042</u>	<u>\$ 950,088</u>	<u>\$ 2,240,796</u>	<u>\$ 2,115,665</u>	<u>\$ 1,154,493</u>
Budget %		\$ 1,198,253	\$ 2,084,962	\$ 2,318,139	
		79.29%	107.47%	91.27%	



General Fund Year Over Year Expenditures Comparison by Month

	2021	2022	2023	2024	2025	(Over)/Under Compared to Prior Year	Anticipated % Spent
Jan	\$ 531,473	\$ 492,577	\$ 462,815	\$ 797,193	\$ 800,511	\$ (3,318)	8%
Feb	\$ 397,910	\$ 413,981	\$ 430,813	\$ 524,373	\$ 494,671	\$ 29,702	17%
Mar	\$ 463,365	\$ 565,229	\$ 675,805	\$ 516,719	\$ 651,472	\$ (134,753)	25%
Apr	\$ 556,053	\$ 920,775	\$ 541,934	\$ 651,792	\$ 530,472	\$ 121,320	33%
May	\$ 412,163	\$ 48,916	\$ 323,750	\$ 575,727	\$ 674,069	\$ (98,342)	42%
Jun	\$ 472,281	\$ 669,329	\$ 596,608	\$ 638,067	\$ 510,801	\$ 127,266	50%
Jul	\$ 538,238	\$ 471,581	\$ 605,970	\$ 414,797	\$ 743,583	\$ (328,786)	58%
Aug	\$ 1,153,693	\$ 500,821	\$ 344,288	\$ 777,751	\$ 807,106	\$ (29,354)	67%
Sep	\$ 564,128	\$ 648,257	\$ 585,173	\$ 507,117	\$ 648,916	\$ (141,799)	75%
Oct	\$ 460,308	\$ 438,106	\$ 571,086	\$ 479,593	\$ 487,952	\$ (8,359)	83%
Nov	\$ 414,908	\$ 338,762	\$ 477,044	\$ 590,326	\$ 475,139	\$ 115,187	92%
Dec	\$ 574,159	\$ 349,598	\$ 581,157	\$ 501,779	\$ 608,797	\$ (107,018)	100%
	\$ 6,538,679	\$ 5,857,931	\$ 6,196,443	\$ 6,975,236	\$ 7,433,490	\$ (458,254)	
Budget	\$ 8,382,584	\$ 6,750,695	\$ 7,571,797	\$ 8,493,907	\$ 8,682,777		
% Spent	78.00%	86.78%	81.84%	82.12%	85.61%		



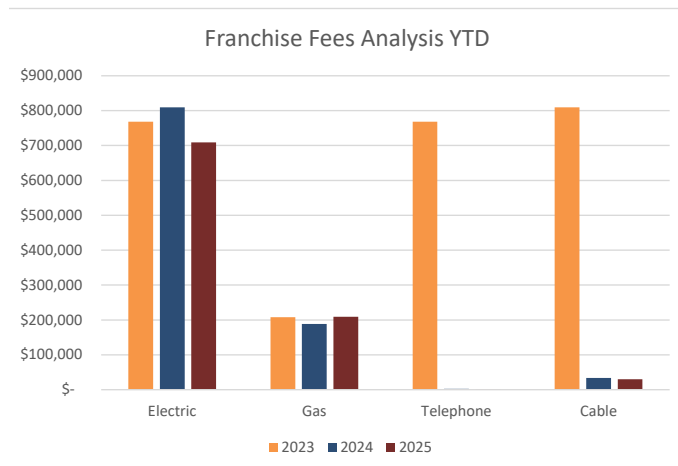
City of Fort Scott Franchise Fees Analysis

	2025 Actual				
	Electric	Gas	Telephone	Cable	Totals
Jan	\$ 53,946	\$ 26,114	\$ 238	\$ 4,033	\$ 84,331
Feb	\$ 59,608	\$ 37,261	\$ 485	\$ -	\$ 97,355
Mar	\$ 60,667	\$ 37,650	\$ 70	\$ -	\$ 98,388
Apr	\$ 54,476	\$ 27,187	\$ 120	\$ 4,133	\$ 85,917
May	\$ 44,308	\$ 15,940	\$ 124	\$ -	\$ 60,372
Jun	\$ 46,589	\$ 10,636	\$ 98	\$ 7,270	\$ 64,593
Jul	\$ 54,787	\$ 9,022	\$ 141	\$ 3,867	\$ 67,817
Aug	\$ 77,559	\$ 7,476	\$ 143	\$ -	\$ 85,178
Sep	\$ 80,677	\$ 7,771	\$ 140	\$ -	\$ 88,588
Oct	\$ 66,826	\$ 8,253	\$ 130	\$ 3,587	\$ 78,796
Nov	\$ 58,430	\$ 7,841	\$ 141	\$ -	\$ 66,411
Dec	\$ 51,018	\$ 14,008	\$ 132	\$ 7,184	\$ 72,342
Total	\$ 708,891	\$ 209,160	\$ 1,963	\$ 30,074	\$ 950,088

	2024 Actual				
	Electric	Gas	Telephone	Cable	Totals
Jan	\$ 140,801	\$ 22,622	\$ 282	\$ 5,614	\$ 169,320
Feb	\$ 59,241	\$ 32,223	\$ 278	\$ -	\$ 91,742
Mar	\$ 57,387	\$ 28,569	\$ 618	\$ -	\$ 86,574
Apr	\$ 48,808	\$ 18,864	\$ 211	\$ 4,898	\$ 72,782
May	\$ 45,877	\$ 16,018	\$ 1	\$ -	\$ 61,897
Jun	\$ 51,035	\$ 11,549	\$ 202	\$ 7,343	\$ 70,129
Jul	\$ 61,571	\$ 9,500	\$ 180	\$ 4,384	\$ 75,635
Aug	\$ 80,388	\$ 8,636	\$ 334	\$ -	\$ 89,358
Sep	\$ 79,511	\$ 9,032	\$ 124	\$ -	\$ 88,667
Oct	\$ 75,976	\$ 9,138	\$ 112	\$ 4,325	\$ 89,550
Nov	\$ 62,150	\$ 9,716	\$ 296	\$ -	\$ 72,161
Dec	\$ 46,832	\$ 12,369	\$ -	\$ 7,186	\$ 66,387
Total	\$ 809,576	\$ 188,236	\$ 2,640	\$ 33,750	\$ 1,034,202

	2023 Actual				
	Electric	Gas	Telephone	Cable	Totals
Jan	\$ 54,821	\$ 20,409	\$ 536	\$ -	\$ 75,766
Feb	\$ 53,716	\$ 31,623	\$ 548	\$ -	\$ 85,887
Mar	\$ 54,948	\$ 34,690	\$ 504	\$ -	\$ 90,142
Apr	\$ 54,202	\$ 31,517	\$ 401	\$ 7,678	\$ 93,798
May	\$ 51,139	\$ 20,999	\$ 1,405	\$ -	\$ 73,542
Jun	\$ 53,741	\$ 12,254	\$ 392	\$ 7,052	\$ 73,440
Jul	\$ 63,633	\$ 9,463	\$ 444	\$ 7,264	\$ 80,805
Aug	\$ 86,090	\$ 7,310	\$ 415	\$ 7,626	\$ 101,441
Sep	\$ 92,391	\$ 7,212	\$ 400	\$ -	\$ 100,003
Oct	\$ 83,297	\$ 8,560	\$ 417	\$ 6,644	\$ 98,918
Nov	\$ 64,178	\$ 9,344	\$ 409	\$ -	\$ 73,931
Dec	\$ 56,215	\$ 14,700	\$ -	\$ -	\$ 70,914
Total	\$ 768,370	\$ 208,082	\$ 5,872	\$ 36,264	\$ 1,018,587

	2023	2024	2025
Electric	\$ 768,370	\$ 809,576	\$ 708,891
Gas	\$ 208,082	\$ 188,236	\$ 209,160
Telephone	\$ 768,370	\$ 2,640	\$ 1,963
Cable	\$ 809,576	\$ 33,750	\$ 30,074
Total	\$ 1,018,587	\$ 1,034,202	\$ 950,088



Ad Valorem Tax 5 Year Analysis

	2021	2022	2023	2024	2025	2025 Budget	2025 % Received
General	\$ 1,783,022	\$ 1,828,099	\$ 1,910,751	\$ 1,989,015	\$ 2,079,306	\$ 2,084,962	100%
Library	\$ 282,006	\$ 277,191	\$ 282,059	\$ 299,680	\$ 313,869	\$ 330,449	95%
Public Safety	\$ -	\$ 83,114	\$ 100,291	\$ 103,949	\$ 112,552	\$ 119,666	94%
Econ Dev	\$ -	\$ -	\$ -	\$ -	\$ -	\$ -	0%
Debt Service	\$ 306,419	\$ 169,131	\$ 21,431	\$ 15,238	\$ 3,374	\$ -	#DIV/0!
	<u>\$ 2,371,446</u>	<u>\$ 2,357,536</u>	<u>\$ 2,314,532</u>	<u>\$ 2,407,882</u>	<u>\$ 2,509,101</u>	<u>\$ 2,535,077</u>	<u>99%</u>

General	2021	2022	2023	2024	2025	
Jan	\$ 893,000	\$ 977,331	\$ 957,280	\$ 974,918	\$ 1,075,865	
Mar	\$ 81,266	\$ 30,370	\$ 115,180	\$ 195,227	\$ 135,645	
Jun	\$ 547,309	\$ 627,465	\$ 671,314	\$ 638,423	\$ 649,434	
Sep	\$ 261,446	\$ 162,391	\$ 140,253	\$ 157,216	\$ 161,490	
Nov		\$ 30,543	\$ 26,724	\$ 23,231	\$ 56,873	
Total	<u>\$ 1,783,022</u>	<u>\$ 1,828,099</u>	<u>\$ 1,910,751</u>	<u>\$ 1,989,015</u>	<u>\$ 2,079,306</u>	\$ 90,291

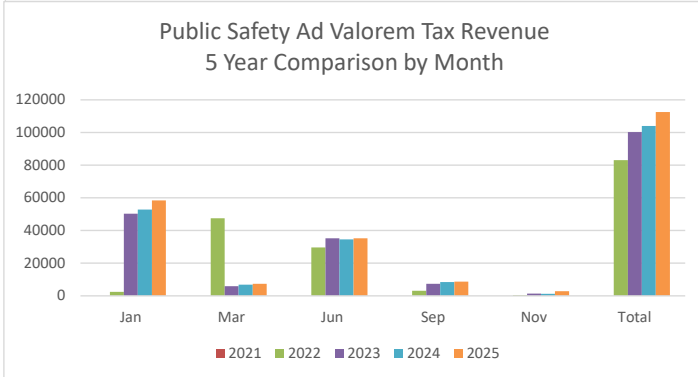
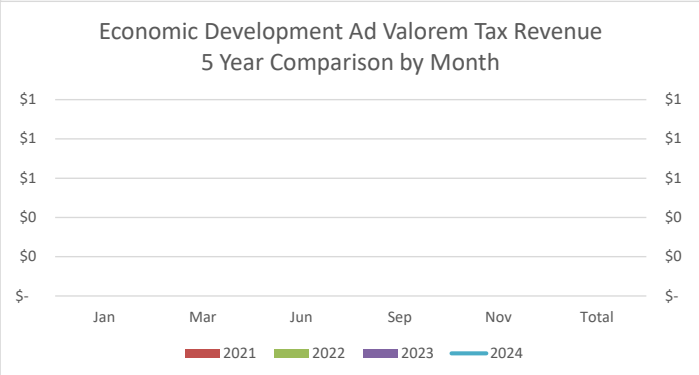
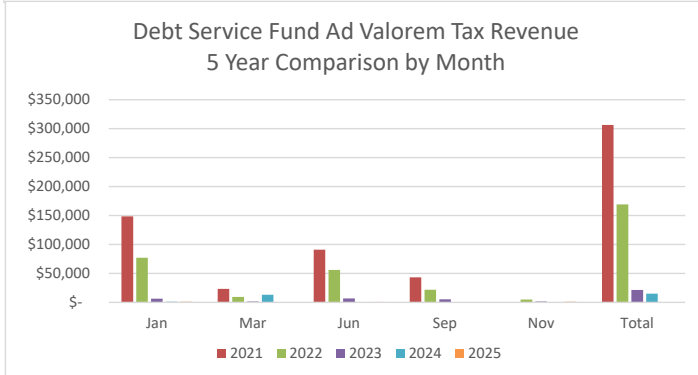
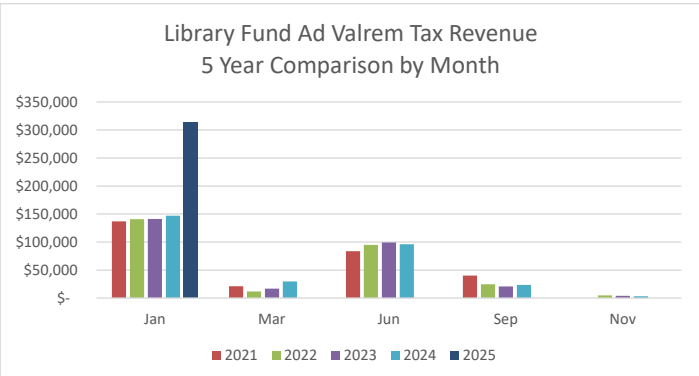
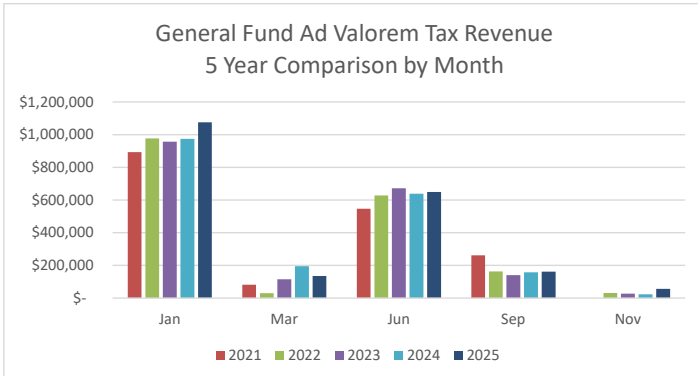
Library	2021	2022	2023	2024	2025
Jan	\$ 136,828	\$ 140,838	\$ 141,077	\$ 147,081	\$ 162,413
Mar	\$ 21,220	\$ 11,777	\$ 17,008	\$ 29,500	\$ 20,465
Jun	\$ 83,823	\$ 95,117	\$ 99,060	\$ 96,239	\$ 98,029
Sep	\$ 40,135	\$ 24,778	\$ 20,899	\$ 23,439	\$ 24,365
Nov		\$ 4,681	\$ 4,014	\$ 3,420	\$ 8,597
Total	<u>\$ 282,006</u>	<u>\$ 277,191</u>	<u>\$ 282,059</u>	<u>\$ 299,680</u>	<u>\$ 313,869</u>

Public Safety	2021	2022	2023	2024	2025
Jan	\$ -	\$ 2,437	\$ 50,329	\$ 52,818	\$ 58,465
Mar	\$ -	\$ 47,436	\$ 5,970	\$ 6,833	\$ 7,373
Jun	\$ -	\$ 29,665	\$ 35,216	\$ 34,609	\$ 35,180
Sep	\$ -	\$ 3,159	\$ 7,376	\$ 8,457	\$ 8,744
Nov	\$ -	\$ 416	\$ 1,400	\$ 1,232	\$ 2,791
Total	<u>\$ -</u>	<u>\$ 83,114</u>	<u>\$ 100,291</u>	<u>\$ 103,949</u>	<u>\$ 112,552</u>

Econ Dev	2021	2022	2023	2024	2025
Jan					\$ -
Mar					
Jun					
Sep					
Nov					
Total	<u>\$ -</u>	<u>\$ -</u>	<u>\$ -</u>	<u>\$ -</u>	<u>\$ -</u>

Debt Service	2021	2022	2023	2024	2025
Jan	\$ 148,704	\$ 77,196	\$ 6,294	\$ 1,307	\$ 989
Mar	\$ 23,153	\$ 9,357	\$ 1,540	\$ 13,355	\$ 158
Jun	\$ 91,145	\$ 55,926	\$ 6,876	\$ 548	\$ 869
Sep	\$ 43,417	\$ 21,907	\$ 5,146	\$ 13	\$ 323
Nov		\$ 4,745	\$ 1,575	\$ 15	\$ 1,036
Total	<u>\$ 306,419</u>	<u>\$ 169,131</u>	<u>\$ 21,431</u>	<u>\$ 15,238</u>	<u>\$ 3,374</u>

Ad Valorem Tax Revenue 5 Year Comparison By Fund & Month



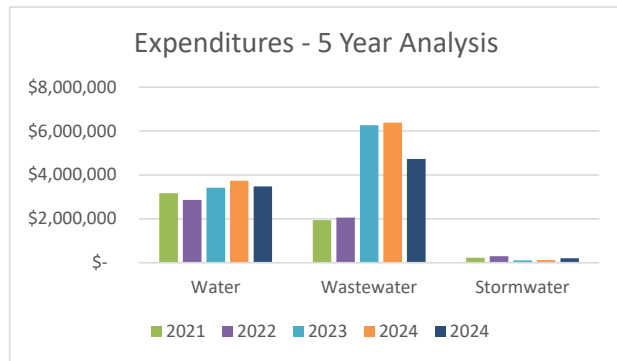
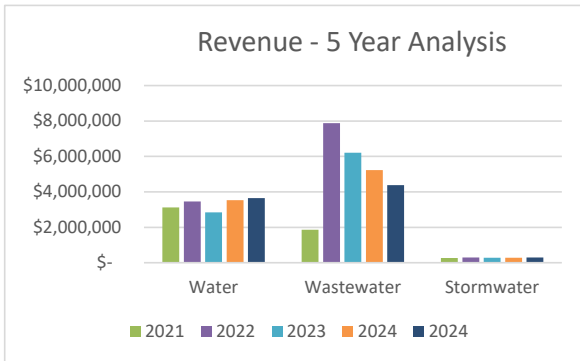
City of Fort Scott - Utility Funds 5 Year Analysis

Revenue	2021	2022	2023	2024	2025	Budgeted 2025	% Received 2025
	Water	\$ 3,127,308	\$ 3,460,615	\$ 2,846,811	\$ 3,535,026	\$ 3,648,348	\$ 3,635,750
Wastewater	\$ 1,856,634	\$ 7,878,040	\$ 6,207,580	\$ 5,221,386	\$ 4,382,713	\$ 4,997,690	88%
Stormwater	\$ 259,066	\$ 288,005	\$ 280,015	\$ 285,158	\$ 293,967	\$ 282,853	104%

Expenditures	2021	2022	2023	2024	2025	Budgeted 2025	% Spent 2025
	Water	\$ 3,169,495	\$ 2,865,446	\$ 3,413,407	\$ 3,739,804	\$ 3,479,518	\$ 3,645,817
Wastewater	\$ 1,935,147	\$ 2,053,035	\$ 6,261,648	\$ 6,378,211	\$ 4,729,011	\$ 2,448,838	193%
Stormwater	\$ 225,476	\$ 299,939	\$ 113,233	\$ 119,517	\$ 199,641	\$ 221,675	90%

Surplus/(Deficit)	2021	2022	2023	2024	2025
	Water	\$ (42,187)	\$ 595,169	\$ (566,596)	\$ (204,778)
Wastewater	\$ (78,513)	\$ 5,825,005	\$ (54,068)	\$ (1,156,825)	\$ (346,298)
Stormwater	\$ 33,590	\$ (11,934)	\$ 166,782	\$ 165,641	\$ 94,326

	2025 Revenue			2025 Expenditures		
	Water	Wastewater	Stormwater	Water	Wastewater	Stormwater
Jan	\$ 323,009	\$ 361,486	\$ 24,668	\$ 226,983	\$ 325,103	\$ 5,346
Feb	\$ 312,478	\$ (152,933)	\$ 24,469	\$ 127,329	\$ 334,887	\$ 4,242
Mar	\$ 299,712	\$ 847,047	\$ 24,385	\$ 324,277	\$ 157,037	\$ 5,368
Apr	\$ 278,738	\$ 1,056,187	\$ 24,406	\$ 366,282	\$ 104,320	\$ 128,870
May	\$ 300,482	\$ 138,615	\$ 24,511	\$ 314,026	\$ 520,770	\$ 5,486
Jun	\$ 273,259	\$ 195,288	\$ 24,444	\$ 195,564	\$ 106,449	\$ 2,720
Jul	\$ 310,535	\$ 600,635	\$ 24,466	\$ 360,534	\$ 575,386	\$ 6,820
Aug	\$ 370,685	\$ 384,999	\$ 24,614	\$ 650,735	\$ 483,069	\$ 2,585
Sep	\$ 297,639	\$ 308,096	\$ 24,477	\$ 181,629	\$ 1,406,253	\$ 11,989
Oct	\$ 308,099	\$ 214,631	\$ 24,470	\$ 167,156	\$ 333,951	\$ 5,896
Nov	\$ 275,977	\$ 214,543	\$ 24,537	\$ 159,024	\$ 142,877	\$ 16,549
Dec	\$ 297,734	\$ 214,121	\$ 24,522	\$ 405,980	\$ 238,909	\$ 3,769
Total	\$ 3,648,348	\$ 4,382,713	\$ 293,967	\$ 3,479,518	\$ 4,729,011	\$ 199,641



	Budgeted	Expenditures	% Exp as of 12.31.2025	Transfers	Total Exp + Transfers as of 12.31.2025	% Exp + Transfers as of 12.31.2025
Water	\$ 3,645,817	\$ 3,279,518	90%	\$ 200,000	\$ 3,479,518	95%
Wastewater	\$ 4,997,690	\$ 4,729,011	95%	\$ -	\$ 4,729,011	95%
Stormwater	\$ 221,675	\$ 74,641	34%	\$ 125,000	\$ 199,641	90%

Budgeted Transfers Completed

Month	Fund From		Fund To		Amount
April	100	General Fund	213	Equipment Reserve	\$ 75,000.00
April	100	General Fund	216	Laroche Capital Outlay	\$ 10,000.00
April	100	General Fund	214	Capital Improvements	\$ 50,000.00
April	711	Water Utility	708	Water Capital Reserve	\$ 200,000.00
April	719	Stormwater Utility	709	Stormwater Reserves	\$ 125,000.00
April	203	Economic Dev	215	Landbank	\$ 50,000.00
Sept	100	General Fund	218	Recreation	\$ 35,566.00
Sept	100	General Fund	219	Golf Course	\$ 142,135.64
Sept	100	General Fund	203	Economic Development	\$ 130,715.97
Sept	100	General Fund	254	CDBG: Mayco Ace	\$ 82,266.00
Sept	712	Wastewater	256	CDBG: Sanitary Sewer	\$ 1,153,684.40
Dec	100	General Fund	219	Golf Course	\$ 59,630.23
Dec	100	General Fund	203	Economic Development	\$ 16,463.46
Dec	210	Street Sales Tax	340	KDOT - Horton Street	\$ 542,070.23
					\$ -
					<u>\$ 2,672,531.93</u>

Transfer Out Totals By Fund

100	\$	601,777.30
203	\$	50,000.00
210	\$	542,070.23
711	\$	200,000.00
712	\$	1,153,684.40
719	\$	125,000.00
	\$	<u>2,672,531.93</u>



Pooled Cash Report

Fort Scott, KS

For the Period Ending 12/31/2025

ACCOUNT #	ACCOUNT NAME	BEGINNING BALANCE	CURRENT ACTIVITY	CURRENT BALANCE
CLAIM ON CASH				
100-000-100000	CLAIM ON CASH - GENERAL FUND	1,653,486.99	(304,278.66)	1,349,208.33
200-000-100000	CLAIM ON CASH - PUBLIC LIBRARY	8,597.05	(8,597.05)	0.00
202-000-100000	CLAIM ON CASH - PUBLIC SAFETY EQUIPMENT	71,696.03	0.00	71,696.03
203-000-100000	CLAIM ON CASH - ECONOMIC DEVELOPMENT	(13,522.31)	13,522.31	0.00
204-000-100000	CLAIM ON CASH - SPECIAL STREETS AND HIGHWAY:	1,184,722.85	(60,509.62)	1,124,213.23
205-000-100000	CLAIM ON CASH - SPECIAL PARKS AND RECREATION	99,134.71	6,807.78	105,942.49
206-000-100000	CLAIM ON CASH - SPECIAL ALCOHOL AND DRUGS	57,084.66	6,807.78	63,892.44
207-000-100000	CLAIM ON CASH - E911 TELEPHONE TAX	125,832.55	7,600.15	133,432.70
208-000-100000	CLAIM ON CASH - CONVENTION AND VISITORS BUR	88,351.52	(12,749.22)	75,602.30
209-000-100000	CLAIM ON CASH - PARKS/FAC SALES TAX	232,749.41	(28,480.77)	204,268.64
210-000-100000	CLAIM ON CASH - STREETS SALES TAX & CID	2,602,173.40	(575,052.52)	2,027,120.88
213-000-100000	CLAIM ON CASH - EQUIPMENT RESERVE	86,644.76	0.00	86,644.76
214-000-100000	CLAIM ON CASH - CAPITAL IMPROVEMENTS	178,929.25	0.00	178,929.25
215-000-100000	CLAIM ON CASH - LAND BANK	98,779.41	(250.00)	98,529.41
216-000-100000	CLAIM ON CASH - LAROCHE CAPITAL OUTLAY	215,000.00	0.00	215,000.00
218-000-100000	CLAIM ON CASH - RECREATION	1,011.41	(842.00)	169.41
219-000-100000	CLAIM ON CASH - GOLF COURSE	(36,286.75)	36,286.75	0.00
254-000-100000	CLAIM ON CASH - CDBG MAYCO ACE	0.00	0.00	0.00
256-000-100000	CLAIM ON CASH - CDBG - SANITARY SEWER	0.00	0.00	0.00
300-000-100000	CLAIM ON CASH - KDH&E: RIVER INTAKE STRUCTUF	0.00	0.00	0.00
309-000-100000	CLAIM ON CASH - YAT ELLIS PARK PROJECT	62,567.56	0.00	62,567.56
320-000-100000	CLAIM ON CASH - UNSUNG HEROES PARK	353.28	0.00	353.28
321-000-100000	CLAIM ON CASH - PEDNET GRANT	4,857.20	0.00	4,857.20
323-000-100000	CLAIM ON CASH - FISHER PARK IMPROVEMENTS	4,504.59	0.00	4,504.59
326-000-100000	CLAIM ON CASH - FIRE GRANTS	1,000.00	0.00	1,000.00
330-000-100000	CLAIM ON CASH - GUNN PARK BLITZ	200.00	0.00	200.00
336-000-100000	CLAIM ON CASH - PUBLIC SAFETY TRUST	1,279.46	0.00	1,279.46
337-000-100000	CLAIM ON CASH - OPIOD	60,775.85	0.00	60,775.85
338-000-100000	CLAIM ON CASH - KDOT ELECTRIC GATE	0.00	0.00	0.00
339-000-100000	CLAIM ON CASH - KDOT-CCLIP GI GRANT	(153,170.43)	0.00	(153,170.43)
340-000-100000	CLAIM ON CASH - KDOT -HORTON STREET	(2,129,096.26)	1,587,026.02	(542,070.24)
341-000-100000	CLAIM ON CASH - AIRPORT RECONSTRUCTION	13,400.00	0.00	13,400.00
342-000-100000	CLAIM ON CASH - KDOT: EAST NATIONAL	(62,575.00)	0.00	(62,575.00)
600-000-100000	CLAIM ON CASH - DEBT SERVICE	(63,063.18)	208,820.00	145,756.82
706-000-100000	CLAIM ON CASH - LAKE FORT SCOTT IMPROVEMEN	318,687.75	0.00	318,687.75
707-000-100000	CLAIM ON CASH - WASTEWATER CAPITAL RESERVE:	(70,916.16)	71,748.96	832.80
708-000-100000	CLAIM ON CASH - WATER CAPITAL RESERVES	408,660.72	0.00	408,660.72
709-000-100000	CLAIM ON CASH - STORMWATER CAPITAL RESERVE	879,621.67	0.00	879,621.67
711-000-100000	CLAIM ON CASH - WATER UTILITY	823,797.48	(119,483.63)	704,313.85
712-000-100000	CLAIM ON CASH - WASTEWATER UTILITY	3,756,167.99	(32,691.45)	3,723,476.54
719-000-100000	CLAIM ON CASH - STORMWATER UTILITY	381,301.74	21,117.79	402,419.53
930-000-100000	CLAIM ON CASH - FIRE INSURANCE PROCEEDS	40,089.87	0.00	40,089.87
931-000-100000	CLAIM ON CASH - 20TH CENTURY VETERANS MEMC	11,968.16	0.00	11,968.16
934-000-100000	CLAIM ON CASH - ANIMAL SHELTER TRUST	434.25	0.00	434.25
936-000-100000	CLAIM ON CASH - CHRISTMAS IN THE PARK	0.00	0.00	0.00
939-000-100000	CLAIM ON CASH - GNAT PROJECT	12,173.78	(1,212.85)	10,960.93
940-000-100000	CLAIM ON CASH - GUNN PARK TRAILS	17,559.88	0.00	17,559.88
941-000-100000	CLAIM ON CASH - LAW ENFORCEMENT TRUST	210,336.44	0.00	210,336.44
942-000-100000	CLAIM ON CASH - SAFE GRANT	3,094.90	0.00	3,094.90
943-000-100000	CLAIM ON CASH - COMMUNITY GARDENS	457.61	0.00	457.61
946-000-100000	CLAIM ON CASH - FSHS TENNIS COURT	200.00	0.00	200.00
948-000-100000	CLAIM ON CASH - FIREFIGHTER BENEFIT RIDE	10,424.37	0.00	10,424.37
950-000-100000	CLAIM ON CASH - LOVE KANSAS GRANT	837.59	0.00	837.59

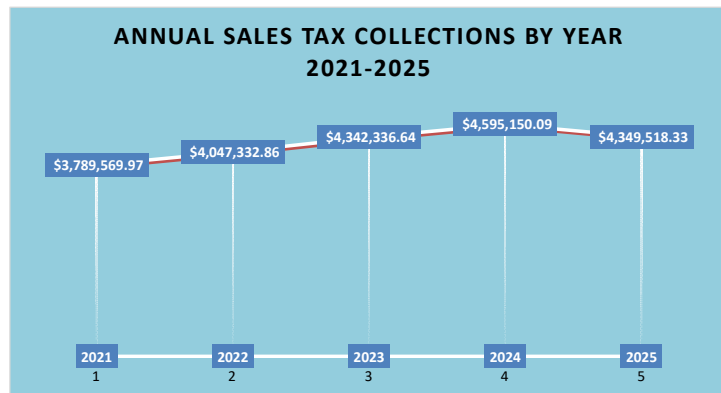
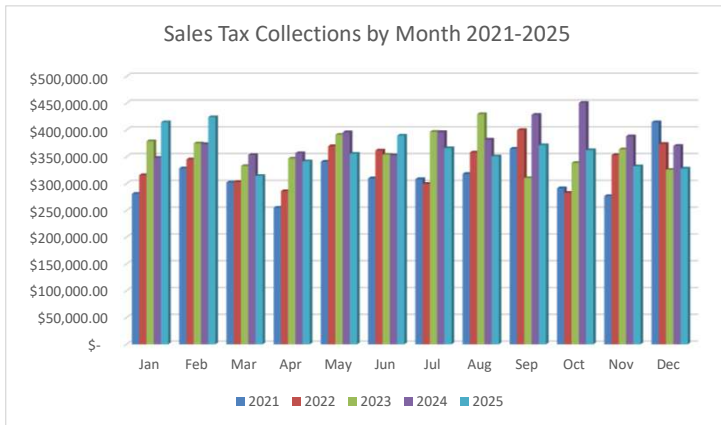
ACCOUNT #	ACCOUNT NAME	BEGINNING BALANCE	CURRENT ACTIVITY	CURRENT BALANCE	
951-000-100000	CLAIM ON CASH - CONCERT SERIES FUND	(5,012.84)	5,012.84	0.00	
TOTAL CLAIM ON CASH		<u>11,195,303.21</u>	<u>820,602.61</u>	<u>12,015,905.82</u>	
CASH IN BANK					
Cash in Bank					
999-000-100000	CASH IN BANK - CHECKING	0.00	0.00	0.00	
999-000-100001	CASH IN BANK - MONEY MARKET	11,195,303.21	820,602.61	12,015,905.82	
999-000-100002	CASH IN BANK	0.00	0.00	0.00	
TOTAL: Cash in Bank		<u>11,195,303.21</u>	<u>820,602.61</u>	<u>12,015,905.82</u>	
Wages Payable					
999-000-202000	WAGES PAYABLE	0.00	0.00	0.00	
TOTAL: Wages Payable		<u>0.00</u>	<u>0.00</u>	<u>0.00</u>	
TOTAL CASH IN BANK		<u>11,195,303.21</u>	<u>820,602.61</u>	<u>12,015,905.82</u>	
DUE TO OTHER FUNDS					
999-000-209999	DUE TO OTHER FUNDS	11,195,303.21	820,602.61	12,015,905.82	
TOTAL DUE TO OTHER FUNDS		<u>11,195,303.21</u>	<u>820,602.61</u>	<u>12,015,905.82</u>	
Claim on Cash	12,015,905.82	Claim on Cash	12,015,905.82	Cash in Bank	12,015,905.82
Cash in Bank	12,015,905.82	Due To Other Funds	12,015,905.82	Due To Other Funds	12,015,905.82
Difference	<u>0.00</u>	Difference	<u>0.00</u>	Difference	<u>0.00</u>

ACCOUNT #	ACCOUNT NAME	BEGINNING BALANCE	CURRENT ACTIVITY	CURRENT BALANCE
ACCOUNTS PAYABLE PENDING				
100-000-200200	A/P PENDING - GENERAL FUND	27,508.79	(366.81)	27,141.98
200-000-200200	A/P PENDING - PUBLIC LIBRARY	0.00	0.00	0.00
202-000-200200	A/P PENDING - PUBLIC SAFETY EQUIPMENT	0.00	0.00	0.00
203-000-200200	A/P PENDING - ECONOMIC DEVELOPMENT	782.15	(60.46)	721.69
204-000-200200	A/P PENDING - SPECIAL STREETS AND HIGHWAYS	2,429.20	(165.44)	2,263.76
205-000-200200	A/P PENDING - SPECIAL PARKS AND RECREATION	0.00	0.00	0.00
206-000-200200	A/P PENDING - SPECIAL ALCOHOL AND DRUGS	0.00	0.00	0.00
207-000-200200	A/P PENDING - E911 TELEPHONE TAX	0.00	0.00	0.00
208-000-200200	A/P PENDING - CONVENTION AND VISITORS BUREA	1,729.43	(5.47)	1,723.96
209-000-200200	A/P PENDING - CAPITAL IMPROVEMENT SALES TAX	0.00	0.00	0.00
210-000-200200	A/P PENDING - COMMUNITY IMPROVEMENT DISTR	0.00	0.00	0.00
213-000-200200	A/P PENDING - EQUIPMENT RESERVE	0.00	0.00	0.00
214-000-200200	A/P PENDING - CAPITAL IMPROVEMENTS	0.00	0.00	0.00
215-000-200200	A/P PENDING - LAND BANK	21.52	0.00	21.52
216-000-200200	A/P PENDING - BRIGGS PROJECT	0.00	0.00	0.00
218-000-200200	A/P PENDING - RECREATION	0.00	0.00	0.00
219-000-200200	A/P PENDING - GENERAL FUND	1,571.09	(150.04)	1,421.05
300-000-200200	A/P PENDING - KDH&E: RIVER INTAKE STRUCTURE	0.00	0.00	0.00
309-000-200200	A/P PENDING - YAT ELLIS PARK PROJECT	0.00	0.00	0.00
320-000-200200	A/P PENDING - UNSUNG HEROES PARK	0.00	0.00	0.00
321-000-200200	A/P PENDING - PEDNET GRANT	0.00	0.00	0.00
323-000-200200	A/P PENDING - FISHER PARK IMPROVEMENTS	0.00	0.00	0.00
326-000-200200	A/P PENDING - FIRE GRANTS	0.00	0.00	0.00
330-000-200200	A/P PENDING - GUNN PARK BLITZ	0.00	0.00	0.00
336-000-200200	A/P PENDING - PUBLIC SAFETY TRUST	0.00	0.00	0.00
337-000-200200	A/P PENDING - OPIOD	0.00	0.00	0.00
338-000-200200	A/P PENDING - KDOT ELECTRIC GATE	0.00	0.00	0.00
339-000-200200	A/P PENDING - GENERAL FUND	0.00	0.00	0.00
340-000-200200	A/P PENDING - KDOT - HORTON STREET	0.00	0.00	0.00
341-000-200200	A/P PENDING - AIRPORT RECONSTRUCTION	0.00	0.00	0.00
342-000-200200	A/P PENDING - KDOT: EAST NATIONAL	0.00	0.00	0.00
600-000-200200	A/P PENDING - DEBT SERVICE	0.00	0.00	0.00
706-000-200200	A/P PENDING - LAKE FORT SCOTT IMPROVEMENTS	0.00	0.00	0.00
707-000-200200	A/P PENDING - SEWER CAPITAL RESERVE	0.00	0.00	0.00
708-000-200200	A/P PENDING - WATER CAPITAL RESERVE	0.00	0.00	0.00
709-000-200200	A/P PENDING - STORM CAPITAL RESERVE	0.00	0.00	0.00
711-000-200200	A/P PENDING - WATER UTILITY	5,363.69	365.97	5,729.66
712-000-200200	A/P PENDING - WASTEWATER UTILITY	907.18	113.64	1,020.82
719-000-200200	A/P PENDING - STORMWATER UTILITY	18.58	(18.58)	0.00
930-000-200200	A/P PENDING - FIRE INSURANCE PROCEEDS	0.00	0.00	0.00
931-000-200200	A/P PENDING - 20TH CENTURY VETERANS MEMORI	0.00	0.00	0.00
934-000-200200	A/P PENDING - ANIMAL SHELTER TRUST	0.00	0.00	0.00
936-000-200200	A/P PENDING - CHRISTMAS IN THE PARK	0.00	0.00	0.00
939-000-200200	A/P PENDING - GNAT PROJECT	0.00	0.00	0.00
940-000-200200	A/P PENDING - GUNN PARK TRAILS	0.00	0.00	0.00
941-000-200200	A/P PENDING - LAW ENFORCEMENT TRUST	293.98	0.00	293.98
942-000-200200	A/P PENDING - SAFE GRANT	0.00	0.00	0.00
943-000-200200	A/P PENDING - COMMUNITY GARDENS	0.00	0.00	0.00
946-000-200200	A/P PENDING - HIGH SCHOOL TENNIS COURTS	0.00	0.00	0.00
948-000-200200	A/P PENDING - FIREFIGHTER BENEFIT RIDE	0.00	0.00	0.00
950-000-200200	A/P PENDING - GENERAL FUND	0.00	0.00	0.00
951-000-200200	A/P PENDING -CONCERT SERIES FUND	0.00	0.00	0.00
TOTAL ACCOUNTS PAYABLE PENDING		40,625.61	(287.19)	40,338.42
DUE FROM OTHER FUNDS				
999-000-109999	DUE FROM OTHER FUNDS	40,625.61	(287.19)	40,338.42
TOTAL DUE FROM OTHER FUNDS		40,625.61	(287.19)	40,338.42
ACCOUNTS PAYABLE				

ACCOUNT #	ACCOUNT NAME	BEGINNING BALANCE	CURRENT ACTIVITY	CURRENT BALANCE	
999-000-201000	ACCOUNTS PAYABLE	40,625.61	(287.19)	40,338.42	
TOTAL ACCOUNTS PAYABLE		<u>40,625.61</u>	<u>(287.19)</u>	<u>40,338.42</u>	
AP Pending	40,338.42	AP Pending	40,338.42	Due From Other Funds	40,338.42
Due From Other Funds	<u>40,338.42</u>	Accounts Payable	<u>40,338.42</u>	Accounts Payable	<u>40,338.42</u>
Difference	<u>0.00</u>	Difference	<u>0.00</u>	Difference	<u>0.00</u>

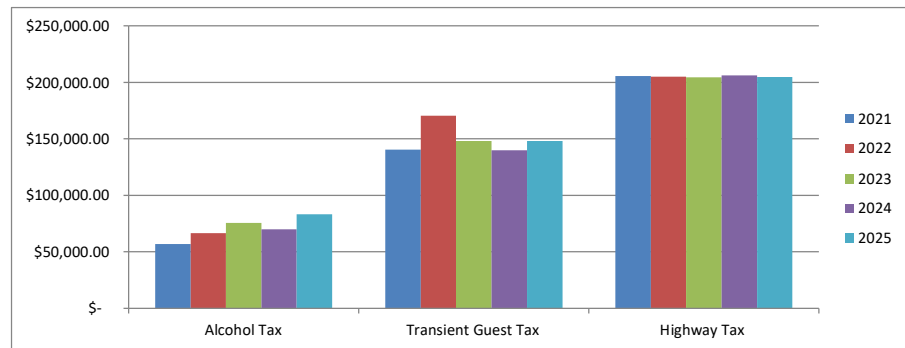
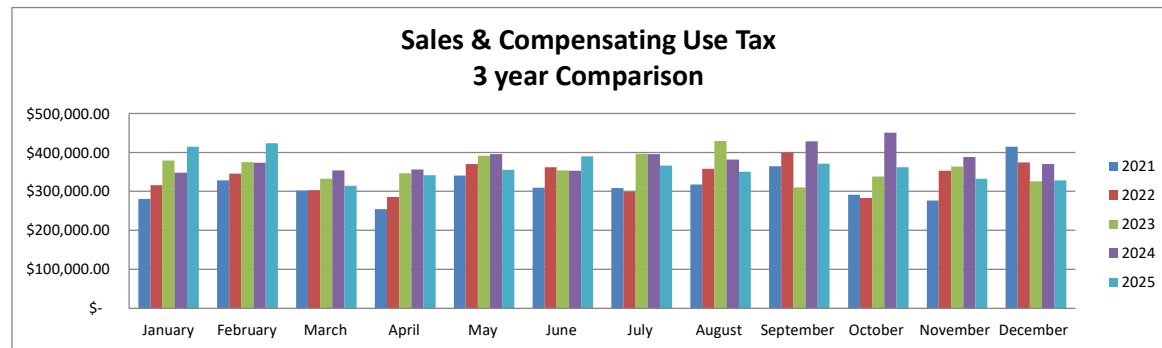
	2021	2022	2023	2024	2025
Jan	\$ 280,739.13	\$ 315,670.39	\$ 379,031.12	\$ 347,992.57	\$ 414,365.11
Feb	\$ 328,313.63	\$ 345,174.44	\$ 374,952.17	\$ 373,641.11	\$ 423,928.13
Mar	\$ 302,047.44	\$ 302,709.86	\$ 332,617.41	\$ 353,309.73	\$ 314,188.44
Apr	\$ 254,790.39	\$ 285,772.74	\$ 346,586.63	\$ 356,590.74	\$ 341,419.89
May	\$ 340,742.41	\$ 369,670.32	\$ 391,046.16	\$ 395,650.92	\$ 355,637.52
Jun	\$ 309,768.62	\$ 361,689.12	\$ 353,809.85	\$ 352,781.86	\$ 389,459.06
Jul	\$ 308,184.74	\$ 299,315.72	\$ 396,482.13	\$ 395,863.91	\$ 365,931.56
Aug	\$ 317,915.86	\$ 357,899.92	\$ 429,514.43	\$ 382,010.32	\$ 350,618.56
Sep	\$ 364,930.51	\$ 399,806.28	\$ 310,217.68	\$ 428,337.61	\$ 371,505.33
Oct	\$ 291,146.85	\$ 282,692.04	\$ 338,484.18	\$ 450,602.77	\$ 362,353.37
Nov	\$ 276,590.46	\$ 353,090.96	\$ 363,833.66	\$ 388,236.36	\$ 332,216.97
Dec	\$ 414,399.93	\$ 373,841.07	\$ 325,761.22	\$ 370,132.19	\$ 327,894.39
Total	\$ 3,789,569.97	\$ 4,047,332.86	\$ 4,342,336.64	\$ 4,595,150.09	\$ 4,349,518.33

2021	2022	2023	2024	2025	2022	2023	2024	2025
\$ 280,739.13	\$ 315,670.39	\$ 379,031.12	\$ 347,992.57	\$ 414,365.11	12%	20%	-8%	19%
\$ 609,052.76	\$ 660,844.83	\$ 753,983.29	\$ 721,633.68	\$ 838,293.24	9%	14%	-4%	16%
\$ 911,100.20	\$ 963,554.69	\$ 1,086,600.70	\$ 1,074,943.41	\$ 1,152,481.68	6%	13%	-1%	7%
\$ 1,165,890.59	\$ 1,249,327.43	\$ 1,433,187.33	\$ 1,431,534.15	\$ 1,493,901.57	7%	15%	0%	4%
\$ 1,506,633.00	\$ 1,618,997.75	\$ 1,824,233.49	\$ 1,827,185.07	\$ 1,849,539.09	7%	13%	0%	1%
\$ 1,816,401.62	\$ 1,980,686.87	\$ 2,178,043.34	\$ 2,179,966.93	\$ 2,238,998.15	9%	10%	0%	3%
\$ 2,124,586.36	\$ 2,280,002.59	\$ 2,574,525.47	\$ 2,575,830.84	\$ 2,604,929.71	7%	13%	0%	1%
\$ 2,442,502.22	\$ 2,637,902.51	\$ 3,004,039.90	\$ 2,957,841.16	\$ 2,955,548.27	8%	14%	-2%	0%
\$ 2,807,432.73	\$ 3,037,708.79	\$ 3,314,257.58	\$ 3,386,178.77	\$ 3,327,053.60	8%	9%	2%	-2%
\$ 3,098,579.58	\$ 3,320,400.83	\$ 3,652,741.76	\$ 3,836,781.54	\$ 3,689,406.97	7%	10%	5%	-4%
\$ 3,375,170.04	\$ 3,673,491.79	\$ 4,016,575.42	\$ 4,225,017.90	\$ 4,021,623.94	9%	9%	5%	-5%
\$ 3,789,569.97	\$ 4,047,332.86	\$ 4,342,336.64	\$ 4,595,150.09	\$ 4,349,518.33	7%	7%	6%	-5%



	2021 Actual			2022 Actual			2023 Actual			2024 Actual			2025 Actual		
	Sales Tax	Use Tax	Total	Sales Tax	Use Tax	Total	Sales Tax	Use Tax	Total	Sales Tax	Use Tax	Total	Sales Tax	Use Tax	Total
Jan	\$ 234,163.76	\$ 46,575.37	\$ 280,739.13	\$ 260,697.42	\$ 54,972.97	\$ 315,670.39	\$ 319,827.66	\$ 59,203.46	\$ 379,031.12	\$ 283,190.79	\$ 64,801.78	\$ 347,992.57	\$ 332,314.40	\$ 82,050.71	\$ 414,365.11
Feb	\$ 287,245.19	\$ 41,068.44	\$ 328,313.63	\$ 287,661.42	\$ 57,513.02	\$ 345,174.44	\$ 301,245.75	\$ 73,706.42	\$ 374,952.17	\$ 305,309.04	\$ 68,332.07	\$ 373,641.11	\$ 343,178.57	\$ 80,749.56	\$ 423,928.13
Mar	\$ 255,667.18	\$ 46,380.26	\$ 302,047.44	\$ 251,203.22	\$ 51,506.64	\$ 302,709.86	\$ 282,810.53	\$ 49,806.88	\$ 332,617.41	\$ 288,872.40	\$ 64,437.33	\$ 353,309.73	\$ 252,093.67	\$ 62,094.77	\$ 314,188.44
Apr	\$ 222,972.23	\$ 31,818.16	\$ 254,790.39	\$ 240,069.36	\$ 45,703.38	\$ 285,772.74	\$ 296,729.39	\$ 49,857.24	\$ 346,586.63	\$ 291,328.97	\$ 65,261.77	\$ 356,590.74	\$ 287,079.03	\$ 54,340.86	\$ 341,419.89
May	\$ 286,357.93	\$ 54,384.48	\$ 340,742.41	\$ 307,616.07	\$ 62,054.25	\$ 369,670.32	\$ 325,644.98	\$ 65,401.18	\$ 391,046.16	\$ 327,502.37	\$ 68,148.55	\$ 395,650.92	\$ 286,680.82	\$ 68,956.70	\$ 355,637.52
Jun	\$ 269,409.46	\$ 40,359.16	\$ 309,768.62	\$ 301,822.68	\$ 59,866.44	\$ 361,689.12	\$ 296,951.12	\$ 56,858.73	\$ 353,809.85	\$ 291,686.35	\$ 61,095.51	\$ 352,781.86	\$ 324,116.90	\$ 65,342.16	\$ 389,459.06
Jul	\$ 268,689.97	\$ 39,494.77	\$ 308,184.74	\$ 248,098.66	\$ 51,217.06	\$ 299,315.72	\$ 336,280.51	\$ 60,201.62	\$ 396,482.13	\$ 316,635.39	\$ 79,228.52	\$ 395,863.91	\$ 300,322.40	\$ 65,609.16	\$ 365,931.56
Aug	\$ 269,259.98	\$ 48,655.88	\$ 317,915.86	\$ 306,386.84	\$ 51,513.08	\$ 357,899.92	\$ 360,133.96	\$ 69,380.47	\$ 429,514.43	\$ 315,698.45	\$ 66,311.87	\$ 382,010.32	\$ 289,401.83	\$ 61,216.73	\$ 350,618.56
Sep	\$ 297,478.27	\$ 67,452.24	\$ 364,930.51	\$ 322,964.14	\$ 76,842.14	\$ 399,806.28	\$ 271,538.94	\$ 38,678.74	\$ 310,217.68	\$ 318,357.39	\$ 109,980.22	\$ 428,337.61	\$ 306,240.17	\$ 65,265.16	\$ 371,505.33
Oct	\$ 244,478.30	\$ 46,668.55	\$ 291,146.85	\$ 249,393.86	\$ 33,298.18	\$ 282,692.04	\$ 291,359.18	\$ 47,125.00	\$ 338,484.18	\$ 332,635.03	\$ 117,967.74	\$ 450,602.77	\$ 294,669.13	\$ 67,684.24	\$ 362,353.37
Nov	\$ 221,515.91	\$ 55,074.55	\$ 276,590.46	\$ 293,105.48	\$ 59,985.48	\$ 353,090.96	\$ 300,615.90	\$ 63,217.76	\$ 363,833.66	\$ 282,118.89	\$ 106,117.47	\$ 388,236.36	\$ 279,226.63	\$ 52,990.34	\$ 332,216.97
Dec	\$ 328,296.57	\$ 86,103.36	\$ 414,399.93	\$ 312,934.97	\$ 60,906.10	\$ 373,841.07	\$ 264,080.73	\$ 61,680.49	\$ 325,761.22	\$ 298,648.53	\$ 71,483.66	\$ 370,132.19	\$ 261,951.70	\$ 65,942.69	\$ 327,894.39
	\$ 3,185,534.75	\$ 604,035.22	\$ 3,789,569.97	\$ 3,381,954.12	\$ 665,378.74	\$ 4,047,332.86	\$ 3,647,218.65	\$ 695,117.99	\$ 4,342,336.64	\$ 3,651,983.60	\$ 943,166.49	\$ 4,595,150.09	\$ 3,557,275.25	\$ 792,243.08	\$ 4,349,518.33

	2021 Actual			2022 Actual			2023 Actual			2024 Actual			2025 Actual		
	Alcohol Tax	Transient Guest Tax	Highway Tax	Alcohol Tax	Transient Guest Tax	Highway Tax	Alcohol Tax	Transient Guest Tax	Highway Tax	Alcohol Tax	Transient Guest Tax	Highway Tax	Alcohol Tax	Transient Guest Tax	Highway Tax
Jan		\$ 26,351.66	\$ 50,564.84			\$ 52,301.10		\$ 42,136.91	\$ 52,387.50		\$ 39,798.30	\$ 50,789.92		\$ 38,641.60	\$ 50,641.88
Feb					\$ 44,395.44			\$ -			\$ -			\$ -	
Mar	\$ 14,043.27			\$ 16,189.05			\$ 19,336.13			\$ 15,557.10			\$ 21,739.65		
Apr		\$ 23,385.85	\$ 46,700.69		\$ 34,196.25	\$ 49,038.85		\$ 27,790.36	\$ 46,791.44		\$ 27,384.20	\$ 48,265.92		\$ 29,259.05	\$ 46,684.88
May															
Jun	\$ 14,474.06			\$ 13,182.09			\$ 22,795.97			\$ 19,306.20			\$ 17,513.97		
Jul		\$ 37,941.02	\$ 53,888.56		\$ 45,293.72	\$ 51,964.26		\$ 37,991.24	\$ 52,961.15		\$ 33,234.98	\$ 54,879.00		\$ 39,963.75	\$ -
Aug															\$ 53,297.85
Sep	\$ 14,178.66			\$ 19,167.08			\$ 16,402.17			\$ 18,847.07			\$ 23,613.81		
Oct		\$ 52,771.62	\$ 54,442.85			\$ 51,667.92		\$ 40,177.65	\$ 52,453.54		\$ 39,483.92	\$ 52,343.55		\$ 40,082.13	\$ 54,029.51
Nov					\$ 46,583.23			\$ -			\$ -			\$ -	
Dec	\$ 14,047.89			\$ 18,136.86			\$ 17,047.14			\$ 16,323.71			\$ 20,423.33		
	\$ 56,743.88	\$ 140,450.15	\$ 205,596.94	\$ 66,675.08	\$ 170,468.64	\$ 204,972.13	\$ 75,581.41	\$ 148,096.16	\$ 204,593.63	\$ 70,034.08	\$ 139,901.40	\$ 206,278.39	\$ 83,290.76	\$ 147,946.53	\$ 204,654.12



*Note: Alcohol Tax is split between the General, Special Parks & Special Alcohol Funds

City of Fort Scott - Utility Funds 5 Year Analysis

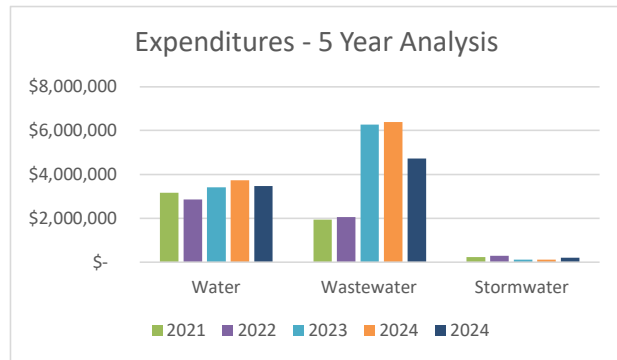
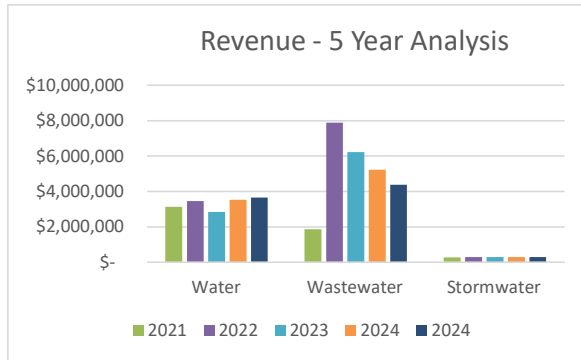
Revenue	2021	2022	2023	2024	2025	Budgeted 2025	% Received 2025
	Water	\$ 3,127,308	\$ 3,460,615	\$ 2,846,811	\$ 3,535,026	\$ 3,648,348	\$ 3,635,750
Wastewater	\$ 1,856,634	\$ 7,878,040	\$ 6,207,580	\$ 5,221,386	\$ 4,382,713	\$ 4,997,690	88%
Stormwater	\$ 259,066	\$ 288,005	\$ 280,015	\$ 285,158	\$ 293,967	\$ 282,853	104%

Expenditures	2021	2022	2023	2024	2025	Budgeted 2025	% Spent 2025
	Water	\$ 3,169,495	\$ 2,865,446	\$ 3,413,407	\$ 3,739,804	\$ 3,479,518	\$ 3,645,817
Wastewater	\$ 1,935,147	\$ 2,053,035	\$ 6,261,648	\$ 6,378,211	\$ 4,729,011	\$ 2,448,838	193%
Stormwater	\$ 225,476	\$ 299,939	\$ 113,233	\$ 119,517	\$ 199,641	\$ 221,675	90%

Surplus/(Deficit)	2021	2022	2023	2024	2025
	Water	\$ (42,187)	\$ 595,169	\$ (566,596)	\$ (204,778)
Wastewater	\$ (78,513)	\$ 5,825,005	\$ (54,068)	\$ (1,156,825)	\$ (346,298)
Stormwater	\$ 33,590	\$ (11,934)	\$ 166,782	\$ 165,641	\$ 94,326

	2025 Revenue		
	Water	Wastewater	Stormwater
Jan	\$ 323,009	\$ 361,486	\$ 24,668
Feb	\$ 312,478	\$ (152,933)	\$ 24,469
Mar	\$ 299,712	\$ 847,047	\$ 24,385
Apr	\$ 278,738	\$ 1,056,187	\$ 24,406
May	\$ 300,482	\$ 138,615	\$ 24,511
Jun	\$ 273,259	\$ 195,288	\$ 24,444
Jul	\$ 310,535	\$ 600,635	\$ 24,466
Aug	\$ 370,685	\$ 384,999	\$ 24,614
Sep	\$ 297,639	\$ 308,096	\$ 24,477
Oct	\$ 308,099	\$ 214,631	\$ 24,470
Nov	\$ 275,977	\$ 214,543	\$ 24,537
Dec	\$ 297,734	\$ 214,121	\$ 24,522
Total	\$ 3,648,348	\$ 4,382,713	\$ 293,967

	2025 Expenditures		
	Water	Wastewater	Stormwater
Jan	\$ 226,983	\$ 325,103	\$ 5,346
Feb	\$ 127,329	\$ 334,887	\$ 4,242
Mar	\$ 324,277	\$ 157,037	\$ 5,368
Apr	\$ 366,282	\$ 104,320	\$ 128,870
May	\$ 314,026	\$ 520,770	\$ 5,486
Jun	\$ 195,564	\$ 106,449	\$ 2,720
Jul	\$ 360,534	\$ 575,386	\$ 6,820
Aug	\$ 650,735	\$ 483,069	\$ 2,585
Sep	\$ 181,629	\$ 1,406,253	\$ 11,989
Oct	\$ 167,156	\$ 333,951	\$ 5,896
Nov	\$ 159,024	\$ 142,877	\$ 16,549
Dec	\$ 405,980	\$ 238,909	\$ 3,769
Total	\$ 3,479,518	\$ 4,729,011	\$ 199,641



Budgeted Transfers Completed

Month	Fund From		Fund To		Amount
April	100	General Fund	213	Equipment Reserve	\$ 75,000.00
April	100	General Fund	216	Laroche Capital Outlay	\$ 10,000.00
April	100	General Fund	214	Capital Improvements	\$ 50,000.00
April	711	Water Utility	708	Water Capital Reserve	\$ 200,000.00
April	719	Stormwater Utility	709	Stormwater Reserves	\$ 125,000.00
April	203	Economic Dev	215	Landbank	\$ 50,000.00
Sept	100	General Fund	218	Recreation	\$ 35,566.00
Sept	100	General Fund	219	Golf Course	\$ 142,135.64
Sept	100	General Fund	203	Economic Development	\$ 130,715.97
Sept	100	General Fund	254	CDBG: Mayco Ace	\$ 82,266.00
Sept	712	Wastewater	256	CDBG: Sanitary Sewer	\$ 1,153,684.40
Dec	100	General Fund	219	Golf Course	\$ 59,630.23
Dec	100	General Fund	203	Economic Development	\$ 16,463.46
Dec	210	Street Sales Tax	340	KDOT - Horton Street	\$ 542,070.23
					\$ -
					<u>\$ 2,672,531.93</u>

Transfer Out Totals By Fund

100	\$	601,777.30
203	\$	50,000.00
210	\$	542,070.23
711	\$	200,000.00
712	\$	1,153,684.40
719	\$	125,000.00
	\$	<u>2,672,531.93</u>


**City of Fort Scott Bank Reconciliation
For One Month Ending December 31, 2025**

City of Fort Scott Bank Accounts

Balance per Statement: Account *2123	\$ 12,413,390.00
Less Outstanding Checks *2123	\$ (497,127.96)
Add Outstanding Deposits *2123	\$ 21,938.87
OGLI	\$ (25.81)
KPERS	\$ (1,063.66)
UMBKC	\$ 80,000.00
Insolved Inc	\$ 455.10
BCBS	\$ (1,693.81)
Metlife - Vision	\$ (13.82)
Further HAS	\$ (80.22)
Metlife - Dental	\$ 380.23
Advance	\$ 12.60
Misc Treas	\$ (265.70)
Cash Balance Account *2123 - Money Market	<u><u>\$ 12,015,905.82</u></u>

Balance per Statement: Hospice Account *4716	<u>\$ -</u>
--	-------------

Total Cash Balance All Accounts as of 12/31/2025	<u><u>\$ 12,015,905.82</u></u>
---	--------------------------------

I,  on 1/16/26
Signature of Finance Director Date

do hereby certify that the above statement is correct.

DBB Inc
 PO Box 469
 Fort Scott, KS 66701
 (620) 223-4300

RECEIVED

DEC 20 2025

City Clerk 1/6/26
 ALENDA

CITY OF FORT SCOTT
 CITY HALL 123 SOUTH MAIN
 FORT SCOTT, KS 066701

Client ID: 00FTC094
 Invoice: 176143
 Date: 12/22/2025
 Due Date: Due Upon Receipt

For professional service rendered as follows:

Certified Audit of Records and Preparation of Audit Report for the Year Ended 12/31/2024	20,200.00
Invoice Total	<u>\$20,200.00</u>
Prior Month Balance	\$0.00
Current Invoices	<u>20,200.00</u>
Amount Due	<u><u>\$20,200.00</u></u>

<u>Current</u>	<u>30 Days Old</u>	<u>60 Days Old</u>	<u>90 Days Old</u>	<u>120 + Days Old</u>	<u>Total</u>
20,200.00	0.00	0.00	0.00	0.00	\$20,200.00

Please return this portion with payment.

ID: 00FTC094
 CITY OF FORT SCOTT
 Phone Number: _____
 Card #: _____
 Exp Date: _____ CVV Code: _____
 Signature: _____

Invoice: 176143
 Date: 12/22/2025
 Due Date: Due Upon Receipt
 Amount Due: \$20,200.00

Amount Enclosed: \$ _____

To make a payment online, go to www.cpadbb.com and find the "CLICK HERE TO PAY" link. Invoices are due upon receipt and your prompt payment is appreciated. All balances over 60 days will be assessed a service charge.

RESOLUTION NO. 8-2026

A RESOLUTION OF THE CITY COMMISSION OF THE CITY OF FORT SCOTT, KANSAS, ENDORSING PARTICIPATION IN THE KANSAS MAIN STREET PROGRAM AND DESIGNATING THE LOCAL MAIN STREET ORGANIZATION.

WHEREAS, the City of Fort Scott, Kansas, recognizes the importance of a vibrant downtown to the community's economic vitality, historic preservation, quality of life, and tourism; and

WHEREAS, the Kansas Main Street Program, administered by the Kansas Department of Commerce, provides technical assistance, training, and resources to communities committed to downtown revitalization using the nationally recognized Main Street Approach™; and

WHEREAS, participation in the Kansas Main Street Program requires demonstrated local commitment and formal endorsement by the governing body; and

WHEREAS, the Fort Scott Area Chamber of Commerce has agreed to submit the application to the Kansas Main Street Program and to serve as the local organization responsible for administering and overseeing the program if designated; and

WHEREAS, the City of Fort Scott desires to support the Fort Scott Area Chamber of Commerce in this effort and to cooperate with the requirements of the Kansas Main Street Program;

NOW, THEREFORE, BE IT RESOLVED BY THE CITY COMMISSION OF THE CITY OF FORT SCOTT, KANSAS:

- 1. Endorsement.** The City Commission hereby endorses participation in the Kansas Main Street Program and supports the submission of an application by the Fort Scott Area Chamber of Commerce.
- 2. Designation of Local Organization.** The City of Fort Scott formally recognizes the Fort Scott Area Chamber of Commerce as the local organization responsible for administering and overseeing the Kansas Main Street Program on behalf of the community, if designated.

BE IT FURTHER RESOLVED that this resolution shall take effect immediately upon its adoption.

ADOPTED BY THE GOVERNING BODY OF THE CITY OF FORT SCOTT, KANSAS THIS 20TH DAY OF JANUARY 2026.

Kathryn D. Salsbury, Mayor

ATTEST:

Lisa A. Lewis, City Clerk

RESOLUTION NO. 5-2026

A RESOLUTION FOR EXEMPTION FROM GENERALLY ACCEPTED ACCOUNTING PRACTICES (GAAP) UNDER K.S.A 1120A.

WHEREAS, the City of Fort Scott, Kansas has determined that the financial statements and financial reports for the year ended December 31, 2026, to be prepared in conformity with the requirements of K.S.A. 75-1120(a) are not relevant to the requirement of the cash basis and budget laws of this State and are of no significant value to the Commission or the members of the general public of the City of Fort Scott, Kansas and:

NOW, THEREFORE BE IT RESOLVED by the City Commission of the City of Fort Scott, Kansas in regular meeting duly assembled this **20th DAY OF JANUARY 2026**, that the Commission requests the Director of Accounts and Reports to waive the requirements of said law as applicable to all funds as they apply to the City of Fort Scott, Kansas for the year ended December 31, 2026.

BE IT FURTHER RESOLVED that the said Commission shall cause its financial statements and financial reports of the said municipality to be prepared on the basis of cash receipts and disbursements as adjusted to show compliance with the cash basis and budget laws of the State.

ADOPTED BY THE GOVERNING BODY OF THE CITY OF FORT SCOTT, KANSAS THIS 20th DAY OF JANUARY 2026.

Kathryn D. Salsbury, Mayor

ATTEST:

Lisa A. Lewis, City Clerk

RESOLUTION NO. 6-2026

RESOLUTION DIRECTING THE REPAIR OR REMOVAL OF AN ALLEGED UNSAFE AND DANGEROUS STRUCTURE(S)

WHEREAS, by resolution adopted on OCTOBER 7, 2025, the governing body of the City of Fort Scott directed that a hearing be held in the Board of Commissioners room in City Hall, in the City of Fort Scott, Kansas, on NOVEMBER 18, 2025 at 6:15 P.M. for the purpose of hearing evidence with reference to the physical condition of the structure(s) located on: PARCEL#006-119-29-0-20-32-005-00-0 LEGALLY DESCRIBED AS W40-WILBERS ADDITION PART 2, LOTS 9 & 11, BLK 18 IN BOURBON COUNTY, IN THE CITY OF FORT SCOTT, KANSAS, OTHERWISE KNOWN AS [1403 E. OAK], FORT SCOTT, KS 66701.

On NOVEMBER 18, 2025 the governing body approved to table their decision for (30) days.

WHEREAS, on the date fixed for said hearing evidence was submitted by the Codes Administrator and other representatives of the City which shows the above-described structure(s) to be unsafe and dangerous, and,

WHEREAS, notice of said hearing has been duly given to the owner(s), his or their agent(s), and lienholders of record and any occupant of such structure(s) and all others having an interest in said premises, as provided by K.S.A. 12-1752, as amended by Section I of Chapter 185 of the 1968 Kansas Session Laws, and the following appearances were made at the hearing by such persons, and

WHEREAS, as said hearing the governing body did find that such above-described structure(s) is unsafe and dangerous;

NOW, THEREFORE, ON THE 20TH DAY OF JANUARY 2026 BE IT RESOLVED BY THE GOVERNING BODY OF THE CITY OF FORT SCOTT, KANSAS:

Section 1. That the structure(s) located on: PARCEL#006-119-29-0-20-32-005-00-0 LEGALLY DESCRIBED AS W40-WILBERS ADDITION PART 2, LOTS 9 & 11, BLK 18 IN BOURBON COUNTY, IN THE CITY OF FORT SCOTT, KANSAS, OTHERWISE KNOWN AS [1403 E. OAK], FORT SCOTT, KS 66701 is unsafe and dangerous and should be [repaired] or [removed] and the premises made safe and secure as hereinafter set forth.

Section 2. This structure(s) must be brought up to the 2012 International Building Code of the City of Fort Scott by _____.

A copy of the specifications for the rehabilitation of the property in Fort Scott has been furnished to the owner.

Section 3. The owner(s) of said structure(s) shall commence the repair or removal of said structure by _____ and shall diligently prosecute the same until the work is completed. Said owner(s) shall fill in any basement or other excavation located upon the premises and take any other action necessary to leave such premises in a safe condition.

Section 4. If the owner(s) of said structure(s) shall fail to commence the repair or removal of such structure(s) by said _____, or having commenced shall fail to diligently prosecute the same thereafter, the City of Fort Scott shall proceed to raze and remove such structure(s) and make the premises safe and secure or shall let the same to contract, all as provided by K.S.A. 12-1775, as amended by Section 2, of Chapter 185 of the Kansas Session Laws.

Section 5. In the event such structure(s) is razed by the City, the net cost to the City shall be assessed as a special assessment against the land on which the structure(s) was located.

Section 6. This resolution shall be published once in the official City newspaper.

Section 7. This resolution shall be in full force and effect from and after the date of its adoption and approval.

INTRODUCED, ADOPTED AND APPROVED ON JANUARY 20, 2026.

Kathryn D. Salsbury, Mayor

ATTEST:

Lisa A. Lewis, City Clerk

RESOLUTION NO. 7-2026

RESOLUTION AND NOTICE OF HEARING WITH REFERENCE TO ALLEGED UNSAFE AND DANGEROUS STRUCTURE

Whereas, the Chief of the Fire Department and the Building Official of the City of Fort Scott, Kansas, pursuant to the provisions of Ordinance No. 3507 and 3500 of said City, has filed with the Board of Commissioners, the body of said City, a statement in writing that the structure (and accessory structure) located at **[406 S. HORTON]** is unsafe for human habitation due to the dilapidated, unrepaired, and unsanitary condition of the structure and accessory structure located at: **PARCEL #006-127-25-0-40-09-011-00-0 LEGALLY DESCRIBED AS C70-COUCH'S ADDITION, LOT 4 BLK 7, IN BOURBON COUNTY, IN THE CITY OF FORT SCOTT, KANSAS, OTHERWISE KNOWN AS [406 S. HORTON], FORT SCOTT, KS 66701** is unsafe and dangerous.

NOW, THEREFORE, BE IT RESOLVED BY THE GOVERNING BODY OF THE CITY OF FORT SCOTT, KANSAS:

Section 1. That a hearing be held in the City Commissioners' Meeting Room at City Hall, 123 South Main, of the City of Fort Scott, Kansas, **MARCH 3, 2026 at 6:15 PM.** for the purpose of hearing evidence to be submitted by the Fire Chief and other representatives of said City with reference to the physical condition of the structure (and accessory structure) located on: **PARCEL #006-127-25-0-40-09-011-00-0 LEGALLY DESCRIBED AS C70-COUCH'S ADDITION, LOT 4 BLK 7, IN BOURBON COUNTY, IN THE CITY OF FORT SCOTT, KANSAS, OTHERWISE KNOWN AS [406 S. HORTON], FORT SCOTT, KS 66701** alleged to be unsafe and dangerous.

Section 2. The owner(s), his or their agent(s), any lienholders of record, and any occupant of such structure (and accessory structure) and any other person having an interest in said structure (and accessory structure) may appear at said hearing and show cause why such structure and accessory structure should not be condemned and ordered repair or demolished.

Section 3. This resolution shall be published once each week for two consecutive weeks on the same day of each week. At least 30 days shall elapse between the last publication and the date set for the hearing and a copy of said resolution shall be mailed by certified mail within three (3) days after its first publication to each such owner, agent, lienholders and occupant at his or its last known place of residence; provided that if the owner is a resident of Bourbon County, Kansas, the resolution shall be personally served within five (5) days on such owner or delivered to his or their last known address in lieu of mailing the

same, and in this case, at least one week shall elapse between the service on such owner and the date set for the hearing.

Section 4. If the governing body of the city at said hearing shall find that such structure (and accessory structure) is unsafe and dangerous, said governing body will by resolution direct the structure to be repaired or removed and the premises made safe and secure pursuant to said Ordinance No. 3507 and 3500 and the provisions of K.S.A. 12-1750 to 12-1756 inclusive, as amended. Such resolution shall be published in the official City paper and a copy mailed to the owner(s), agent(s), lienholder(s) of record and occupant and other persons having an interest in the structure (and accessory structure) in the same manner provided for in the notice of hearing.

Section 5. This resolution shall be in full force and effect from and after the date of its adoption and publication.

Introduced, adopted, and approved this 20TH day of JANUARY 2026.

ATTEST:

Kathryn D. Salsbury, Mayor

Lisa A. Lewis, City Clerk

1/20/26

Water Truck Comparisons

Rush International MV607	2025	0 miles - New	\$135,570
Machinery Trader	2018	120,000 miles	\$79,900
International	2019	250,000 miles	\$55,000
Niece Products trade-in)	2022	17,223 miles	\$65,850 (-\$1000

NIECE

Equipment, LP

Unit 2549

2022 International MV607 2,000 Gallon Water Truck

VIN 3HAEUMMLXNL423437

17,223 Miles, 5,349 Hours (12/2025)



(Photos – 12/2025)

200HP Cummins B6.7 Diesel Engine, 6-Speed Allison 2500RDS Automatic Transmission

50 gallon fuel tank, 5 gallon DEF tank, a/c, am/fm radio, cruise control, air brakes, west coast style mirrors, white exterior, black vinyl interior, 11R22.5 tires, steel wheels, 152" wheelbase, 10,000# front axle, 21,000# rear axle, 6.17 rear axle ratio, 25,500 lb GVWR.

2,000 gallon Niece tank with 3/16" A36 carbon steel construction, 1/4" Z-frame, dished and flanged heads, 24" manway, 3x4 pump, PTO, (2) front (2) rear and left side air operated spray heads, rear ladder, 3" hydrant fill, fenders w/ hose hooks, rear push block with storage

*Used equipment sold "As Is"

*Price does not include applicable taxes

*FOB Buda, TX

*Quote valid for 30 days from date posted

17401 N. Interstate 35

Buda, TX 78610

512-252-3808

NIECE

Equipment, LP



*Used equipment sold "As Is"
*Price does not include applicable taxes
*FOB Buda, TX
*Quote valid for 30 days from date posted

17401 N. Interstate 35
Buda, TX 78610
512-252-3808



SALES ORDER

17401 N. I-35
Buda, TX 78610
Phone 469-512-6984

CREATED BY: RICH ANTOINE
DATE: DECEMBER 2, 2025

TO:
Attn:

FOR:
Used 2000 Gallon Water Truck

DESCRIPTION	AMOUNT
<p>Unit 2549 2022 International MV607 2,000 Gallon Water Truck VIN 3HAEUMMLXNL423437 16,187 Miles, 5,253 Hours (9/2025)</p> <p>200HP Cummins B6.7 Diesel Engine, 6-Speed Allison 2500RDS Automatic Transmission 50 gallon fuel tank, 5 gallon DEF tank, A/C, AM/FM radio, cruise control, air brakes, west coast style mirrors, white exterior, black vinyl interior, 11R22.5 tires, steel wheels, 152" wheelbase, 10,000# front axle, 21,000# rear axle, 6.17 rear axle ratio, 25,500 lb GVWR.</p> <p>2,000 gallon Niece tank with 3/16" A36 carbon steel construction, 1/4" Z-frame, dished and flanged heads, 24" manway, 3x4 pump, PTO, (2) front (2) rear and left side air operated spray heads, rear ladder, 2-1/2" hydrant fill, fenders w/ hose hooks, rear push block with storage</p> <p>*Price does not include applicable taxes/fees. FOB Buda, TX, Subject to prior sale/rental **Sold "As Is", no warranty</p>	<p>\$65,850.00</p>
TOTAL	\$65,850.00

Customer Acceptance Signature _____

Date _____

Niece Signature _____

Date _____



Featured Trucks

Ford Model F-750
PRICED AT \$109,883.00



Unit Type: **New Medium Duty**

Make: **Ford**

Model: **F-750**

Year: **2026**

GVWR: **25999**

Stock Number: **1909897**

Cab Type: **Day Cab**

Engine MFG: **Ford**

Engine Model: **7.3L V8 Gas**

Horse Power: **350**

Wheelbase: **158**

Transmission: **Ford**

Speed: **6 Speed**

Hino Model L6
PRICED AT \$119,977.00



Unit Type: **New Medium Duty**

Make: **Hino**

Model: **L6**

Year: **2025**

GVWR: **25950**

Stock Number: **1768731**

Cab Type: **Day Cab**

Engine MFG: **Cummins**

Engine Model: **B6.7**

Horse Power: **240**

Wheelbase: **152**

Transmission: **Allison**

Speed: **6 speed Auto**

International Model MV607
PRICED AT \$135,570.00



Unit Type: **New Medium Duty**

Make: **International**

Model: **MV607**

Year: **2025**

GVWR: **33000**

Stock Number: **1789115**

Cab Type: **Day Cab**

Engine MFG: **Cummins**

Engine Model: **L9**

Horse Power: **260**

Wheelbase: **152**

Transmission: **Allison**

Speed: **6 Speed**

Peterbilt Model 536
PRICED AT \$141,848.00



Unit Type: **New Medium Duty**

Make: **Peterbilt**

Model: **536**

Year: **2025**

GVWR: **26000**

Stock Number: **1774339**

Cab Type: **Day Cab**

Engine MFG: **PACCAR**

Engine Model: **PX-7**

Horse Power: **300**

Wheelbase: **271**

Transmission: **PACCAR**

Speed: **8 Speed**

Clayton White, New Truck Sales 417-439-0701 | whitep1@rushenterprises.com

Rush Truck Centers - Joplin 2800 Davis Boulevard | Joplin, MO 64804