

**NOTICE OF AND AGENDA FOR REGULAR
MEETING OF FORT SCOTT CITY COMMISSION**

City Hall Commission Room – 123 S. Main Street, Fort Scott, KS 66701

February 16, 2026 – 6:00 P.M.

I. Call to Order

II. Pledge of Allegiance

III. Invocation

IV. Approval of Agenda

V. Consent Agenda

- A. Approval of Appropriation Ordinance 1402-A – Expense Approval Report – Payment Dates of January 31, 2026 – February 12, 2026 - \$363,090.91
- B. Approval of Minutes: Regular Meeting of February 3, 2026
- C. January Financials
- D. Request to Pay Earles Engineering & Inspection LLC – EEI Project No. 25-12 East National Project Phase I – Preliminary 80% - \$20,700.00

VI. Public Comment

VII. Appearances

- 1. Lisa Dillon – End of Year Report for Land Bank and Consideration of Resolution No. 12-2026 Authorizing the Fort Scott Land Bank to Undertake Blighted Mitigation Activities in Proximity to Land Bank-Owed Properties.
- 2. Garrett Knight – Update of 922 E. Wall

VIII. Unfinished Business

- A. Status of 121 S. Margrave – *L. Kruger*

IX. New Business

Action Items:

- A. Consideration of Milling Machine purchase – *T. Coffman*
- B. Consideration to Increase the Daily Maximum Fee for Golf Tournaments – *M. Wyatt*
- C. Consideration of a Certificate of Appropriateness – The Reynolds Law Firm, P.A. – 5 E. Wall – Metal Sign – *Approved by Design Review Board February 10, 2026 – L. Dillon*
- D. Consideration to begin Abatement Process of 523 HEYLMAN – *L. Kruger*
- E. Consideration of 911 Communication Dispatch MOU – *B. Matkin*
- F. Consideration of changes to Ordinance No. 3793 – AN ORDINANCE REGULATING PUBLIC OFFENSES WITHIN THE CORPORATE LIMITS OF THE CITY

OF FORT SCOTT, KSANSAS; INCORPORATING BY REFERENCE THE UNIFORM
PUBLIC OFFENSE CODE FOR KANSAS CITIES, 41ST EDITION, PROVIDING
CERTAIN PENALTIES AND REPEALING ORDINANCE NO. 3749 - K. Salsbury

X. Reports and Comments

XI. Adjourn



Fort Scott, KS

Expense Approval Report

By Vendor DBA

Payment Dates 1/31/2026 - 2/10/2026

Payable Date	Payable Number	Account Name	Account Number	Description (Item)	Amount
Vendor DBA: 65106 - 4 STATE SANITATION LLC					
02/05/2026	020526	TRASH / RECYCLING	100-190-727005	MONTHLY TRASH SERVICE	22.34
02/05/2026	020526	TRASH / RECYCLING	100-210-727005	MONTHLY TRASH SERVICE	139.00
02/05/2026	020526	TRASH / RECYCLING	100-310-727005	MONTHLY TRASH SERVICE	117.00
02/05/2026	020526	TRASH / RECYCLING	100-400-727005	MONTHLY TRASH SERVICE	117.00
02/05/2026	020526	TRASH / RECYCLING	100-405-727005	MONTHLY TRASH SERVICE	82.00
02/05/2026	020526	TRASH / RECYCLING	100-410-727005	MONTHLY TRASH SERVICE	57.00
02/05/2026	020526	TRASH / RECYCLING	100-430-727005	MONTHLY TRASH SERVICE	87.00
02/05/2026	020526	TRASH / RECYCLING	100-440-727005	MONTHLY TRASH SERVICE	67.00
02/05/2026	020526	TRASH / RECYCLING	204-300-727005	MONTHLY TRASH SERVICE	43.50
02/05/2026	020526	TRASH / RECYCLING	219-425-727005	MONTHLY TRASH SERVICE	57.00
02/05/2026	020526	TRASH / RECYCLING	711-500-727005	MONTHLY TRASH SERVICE	57.00
02/05/2026	020526	TRASH / RECYCLING	711-510-727005	MONTHLY TRASH SERVICE	43.50
02/05/2026	020526	TRASH / RECYCLING	711-520-727005	MONTHLY TRASH SERVICE	22.33
02/05/2026	020526	TRASH / RECYCLING	711-530-727005	MONTHLY TRASH SERVICE	82.00
02/05/2026	020526	TRASH / RECYCLING	712-540-727005	MONTHLY TRASH SERVICE	57.00
02/05/2026	020526	TRASH / RECYCLING	712-550-727005	MONTHLY TRASH SERVICE	57.00
02/05/2026	020526	TRASH / RECYCLING	712-555-727005	MONTHLY TRASH SERVICE	22.33
Vendor DBA 65106 - 4 STATE SANITATION LLC Total:					1,130.00
Vendor DBA: 65853 - AMAZON CAPITAL SERVICES					
01/20/2026	1LL7-LRQN-DNQL	MACHINERY AND EQUIPMENT	100-200-764000	RACKS & CABINETS - IT	99.51
01/20/2026	1LL7-LRQN-DNQL	MACHINERY AND EQUIPMENT	100-220-764000	RACKS & CABINETS - IT	99.51
02/03/2026	1W6R-43TV-6XGL	MACHINERY AND EQUIPMENT	100-200-764000	INTERNAL HARD DRIVE DVR C...	484.49
02/03/2026	1W6R-43TV-6XGL	MACHINERY AND EQUIPMENT	100-210-764000	INTERNAL HARD DRIVE DVR C...	484.64
02/03/2026	1W6R-43TV-6XGL	MACHINERY AND EQUIPMENT	100-220-764000	INTERNAL HARD DRIVE DVR C...	484.49
Vendor DBA 65853 - AMAZON CAPITAL SERVICES Total:					1,652.64
Vendor DBA: VEN01124 -					
02/01/2026	020126REIMBUR	UNIFORMS AND CLOTHING	204-300-747000	BOOT REIMBURSEMENT	75.00
Vendor DBA VEN01124 - ART GRIGSBY Total:					75.00
Vendor DBA: 57711 - AT&T					
01/21/2026	6202231153-12126	UTILITY - TELEPHONE	207-220-723004	E911	806.98
02/05/2026	6202231732-12126	UTILITY - TELEPHONE	100-310-723004	TELEPHONE/620 223-1732 780..	812.03
Vendor DBA 57711 - AT&T Total:					1,619.01
Vendor DBA: 02190 - BIG SUGAR LUMBER					
02/05/2026	012026BRCC	JANITORIAL SUPPLIES	100-430-745000	STATEMENT	73.21
Vendor DBA 02190 - BIG SUGAR LUMBER Total:					73.21
Vendor DBA: 65794 - BLUEGRASS EQUIPMENT LLC					
01/21/2026	3482	EQUIPMENT / VEHICLE MAINT...	100-400-742000	TIE ROD (2)	25.90
Vendor DBA 65794 - BLUEGRASS EQUIPMENT LLC Total:					25.90
Vendor DBA: 02340 - BOURBON COUNTY TREASURER					
02/05/2026	INV0016111	CONTRACTUAL SERVICES	712-555-727012	LAKE SEWER DIST SHORTAGE ...	4,018.88
Vendor DBA 02340 - BOURBON COUNTY TREASURER Total:					4,018.88
Vendor DBA: 57635 - CARD SERVICES					
07/20/2025	062025-0664	MISCELLANEOUS COMMODITI...	100-100-750000	KENNY FELT PHOTOGRAPHY - ...	75.00
07/20/2025	062025-0664	TRAVEL AND TRAINING	100-150-725000	EGOV SVC FEE - RECORD A LA...	0.52
07/20/2025	062025-0664	OFFICE SUPPLIES	100-150-744000	WALMART - COMP SPKR SOU...	39.88
07/20/2025	062025-0664	BOOKS AND SUBSCRIPTIONS	100-150-748000	APPLE - CLOUD STORAGE	0.99
07/20/2025	062025-0664	OFFICE SUPPLIES	100-190-744000	LINEAGE - STAMP MACH SUPP...	127.73
07/20/2025	062025-0664	OFFICE SUPPLIES	100-190-744000	LINEAGE - STAMP MACHINE - ...	-8.96
07/20/2025	062025-0664	OFFICE SUPPLIES	100-190-744000	AMAZON - DYMO LABELS AND...	14.99
07/20/2025	062025-0664	BOOKS AND SUBSCRIPTIONS	100-190-748000	AMAZON - PRIME *BEING DIS...	4.99
07/20/2025	062025-0664	BOOKS AND SUBSCRIPTIONS	100-190-748000	OTTER AI - MINUTES MGMT F...	16.99

Expense Approval Report

Payment Dates: 1/31/2026 - 2/10/2026

Payable Date	Payable Number	Account Name	Account Number	Description (Item)	Amount
07/20/2025	062025-0664	MISCELLANEOUS COMMODITI...	100-190-750000	GOLDEN OPENINGS - KEYS TO...	260.00
07/20/2025	062025-0664	CONTRACTUAL SERVICES	203-160-727012	BBCO DEEDS - LAND BANK DE...	21.00
07/20/2025	062025-0664	ADVERTISING	208-165-727002	CANVA - TOURISM ORDER	64.50
07/20/2025	062025-0664	OFFICE SUPPLIES	711-520-744000	AMAZON - DYMO LABELS AND...	14.99
07/20/2025	062025-0664	OFFICE SUPPLIES	711-520-744000	LINEAGE - STAMP MACH SUPP...	127.73
07/20/2025	062025-0664	OFFICE SUPPLIES	711-520-744000	LINEAGE - STAMP MACHINE - ...	-8.96
07/20/2025	062025-0664	BOOKS AND SUBSCRIPTIONS	711-520-748000	AMAZON - PRIME *BEING DIS...	5.00
07/20/2025	062025-0664	BOOKS AND SUBSCRIPTIONS	711-520-748000	OTTER AI - MINUTES MGMT F...	16.99
07/20/2025	062025-0664	OFFICE SUPPLIES	712-555-744000	AMAZON - DYMO LABELS AND...	15.00
07/20/2025	062025-0664	OFFICE SUPPLIES	712-555-744000	LINEAGE - STAMP MACHINE - ...	-8.97
07/20/2025	062025-0664	OFFICE SUPPLIES	712-555-744000	LINEAGE - STAMP MACH SUPP...	127.78
07/20/2025	062025-0664	BOOKS AND SUBSCRIPTIONS	712-555-748000	AMAZON - PRIME *BEING DIS...	5.00
07/20/2025	062025-0664	BOOKS AND SUBSCRIPTIONS	712-555-748000	OTTER AI - MINUTES MGMT F...	16.99
08/20/2025	072025-0664	TRAVEL AND TRAINING	100-120-725000	IIMC - 2025 CTY ATTORNEYS A...	75.00
08/20/2025	072025-0664	MISCELLANEOUS COMMODITI...	100-140-750000	CANVA - HR SUPPLIES	119.99
08/20/2025	072025-0664	TRAVEL AND TRAINING	100-150-725000	CCMFOA - FALL CONF REG YR 3	485.00
08/20/2025	072025-0664	TRAVEL AND TRAINING	100-150-725000	PRI MGMNT - REC MGMT CRS ...	259.00
08/20/2025	072025-0664	TRAVEL AND TRAINING	100-150-725000	PRI MGMNT - REC MGMT CRS - ...	159.00
08/20/2025	072025-0664	DUES AND MEMBERSHIPS	100-150-726000	APPLE - CLOUD STORAGE	0.99
08/20/2025	072025-0664	BOOKS AND SUBSCRIPTIONS	100-190-748000	AMAZON - PRIME MEMBERSH...	4.99
08/20/2025	072025-0664	MISCELLANEOUS COMMODITI...	100-190-750000	OTTER AI - MINUTES MGMT F...	16.99
08/20/2025	072025-0664	BOOKS AND SUBSCRIPTIONS	711-520-748000	AMAZON - PRIME MEMBERSH...	5.00
08/20/2025	072025-0664	MISCELLANEOUS COMMODITI...	711-520-750000	OTTER AI - MINUTES MGMT F...	16.99
08/20/2025	072025-0664	BOOKS AND SUBSCRIPTIONS	712-555-748000	AMAZON - PRIME MEMBERSH...	5.00
08/20/2025	072025-0664	MISCELLANEOUS COMMODITI...	712-555-750000	OTTER AI - MINUTES MGMT F...	16.99
09/28/2025	082025-0631	TRAVEL AND TRAINING	712-540-725000	MCDONALDS - CREW MEAL	26.31
09/28/2025	082025-0631	DUES AND MEMBERSHIPS	712-540-726000	KDHE - CERT RENEWAL	20.00
09/28/2025	082025-0631	OPERATING SUPPLIES	712-540-743000	AMAZON - EYEWASH STATION...	79.60
09/28/2025	082025-0631	OFFICE SUPPLIES	712-540-744000	AMAZON - ENGINEERING PRI...	159.99
09/28/2025	082025-0631	OFFICE SUPPLIES	712-540-744000	AMAZON - CLEANING WIPES	83.28
09/28/2025	082025-0631	JANITORIAL SUPPLIES	712-540-745000	WALMART - BREAKROOM SU...	176.37
09/28/2025	082025-0797	OPERATING SUPPLIES	219-425-743000	AMAZON - FUEL HOSE	35.99
09/28/2025	082025-0797	IRRIGATION SYSTEM MAINTEN...	219-427-742001	LOCKE - COUPLINGS	88.48
09/28/2025	082025-0797	IRRIGATION SYSTEM MAINTEN...	219-427-742001	AMAZON - WATER HOSE 1"	68.73
09/28/2025	082025-4984	EQUIPMENT / VEHICLE MAINT...	204-300-742000	H3 GRAFIX - TRUCK LETTERING..	300.00
09/28/2025	082025-4984	OPERATING SUPPLIES	204-300-743000	WALMART - SHOP SUPPLIES	154.91
09/28/2025	082025-4984	OPERATING SUPPLIES	204-300-743000	WALMART - PRIMER HOSE BU...	19.48
09/28/2025	082025-4984	OPERATING SUPPLIES	204-300-743000	TRACTOR SUPPLY - SPRAY LA...	16.43
09/28/2025	082025-5451	CONCESSION SUPPLIES	219-425-749000	WALMART - CONCESSIONS	9.84
09/28/2025	082025-5451	CONCESSION SUPPLIES	219-425-749000	WALMART - CONCESSIONS	110.99
09/28/2025	082025-5451	CONCESSION SUPPLIES	219-425-749000	WALMART - CONCESSIONS	46.05
09/28/2025	082025-5451	CONCESSION SUPPLIES	219-425-749000	WALMART - CONCESSIONS	14.24
09/28/2025	082025-5451	CONCESSION SUPPLIES	219-425-749000	WALMART - CONCESSIONS	26.60
09/28/2025	082025-5451	CONCESSION SUPPLIES	219-425-749000	AMAZON - CONCESSIONS	57.44
09/28/2025	082025-5451	CONCESSION SUPPLIES	219-425-749000	WALMART - CONCESSIONS	60.82
09/28/2025	082025-5451	CONCESSION SUPPLIES	219-425-749000	WALMART - CONCESSIONS	90.14
09/28/2025	082025-5451	CONCESSION SUPPLIES	219-425-749000	WALMART - CONCESSIONS	92.10
09/28/2025	082025-5451	CONCESSION SUPPLIES	219-425-749000	WALMART - JANITORIAL SUPP...	18.57
09/28/2025	082025-5451	MISCELLANEOUS COMMODITI...	219-425-750000	AMAZON - MARSHAL FLAG	38.36
09/28/2025	082025-5451	MISCELLANEOUS COMMODITI...	219-425-750000	AMAZON - FLAG POLE	73.45
09/28/2025	082025-5451	MISCELLANEOUS COMMODITI...	219-425-750000	WALMART - WATER HOSE	112.00
09/28/2025	082025-6275	EQUIPMENT / VEHICLE MAINT...	711-500-742000	AMAZON - OZONE VALUES	30.73
09/28/2025	082025-6275	MISCELLANEOUS COMMODITI...	711-500-750000	WALMART - SUPPLIES	207.31
09/28/2025	082025-6275	MACHINERY AND EQUIPMENT	711-500-764000	BBCO - TRUCK TAGS	0.72
09/28/2025	082025-6275	MACHINERY AND EQUIPMENT	711-500-764000	BBCO - TRUCK TAGS	28.75
09/28/2025	082025-9197	UNIFORMS AND CLOTHING	204-300-747000	TRACTOR SUPPLY - BOOT - C ...	189.99
09/28/2025	082025-9197	UNIFORMS AND CLOTHING	204-300-747000	AMAZON - RAIN PONCHOS	64.92
09/28/2025	082025-9197	BOOKS AND SUBSCRIPTIONS	204-300-748000	SNAP ON - SUBSCRIPTION	119.00
09/28/2025	082025-9197	EQUIPMENT / VEHICLE MAINT...	210-300-742000	AMAZON - STARTER FOR BRIC...	26.78
09/28/2025	082025-9197	OPERATING SUPPLIES	210-300-743000	AMAZON - ASPHALT RAKES	173.33

Expense Approval Report

Payment Dates: 1/31/2026 - 2/10/2026

Payable Date	Payable Number	Account Name	Account Number	Description (Item)	Amount
09/28/2025	082025-9409	CONTRACTUAL SERVICES	100-430-727012	TOUCHTON ELECTRIC CONTR...	25.00
09/28/2025	082025-9409	CONTRACTUAL SERVICES	100-430-727012	TOUCHTON ELECTRIC - CONT...	199.75
09/28/2025	082025-9409	CONTRACTUAL SERVICES	100-430-727012	TOUCHTON ELECTRIC - CONT...	100.00
09/28/2025	082025-9409	OPERATING SUPPLIES	100-430-743000	AMAZON - OPERATING SUPPL...	969.00
09/28/2025	082025-9409	OFFICE SUPPLIES	100-430-744000	WALMART - OFFICE SUPPLIES	13.07
09/28/2025	082025-9409	OFFICE SUPPLIES	100-430-744000	AMAZON - OFFICE SUPPLIES	56.69
09/28/2025	082025-9409	JANITORIAL SUPPLIES	100-430-745000	HEIDRICKS - JANITORIAL SUPP...	15.99
09/28/2025	082025-9409	JANITORIAL SUPPLIES	100-430-745000	AMAZON - JANITORIAL SUPPLI...	85.23
09/28/2025	082025-9409	JANITORIAL SUPPLIES	100-430-745000	AMAZON - JANITORIAL SUPPLI...	69.95
09/28/2025	082025-9409	CONCESSION SUPPLIES	100-430-749000	WALMART - BRCC CONCESSI...	219.32
10/20/2025	092025-9946	TRAVEL AND TRAINING	100-140-725000	PSU - CAREER FAIR	325.00
10/20/2025	092025-9946	TRAVEL AND TRAINING	100-140-725000	PRYOR - HR TRAINING 101	163.39
10/20/2025	092025-9946	TRAVEL AND TRAINING	100-140-725000	FS CHAMBER - HR ROUNDTAB...	10.00
10/20/2025	092025-9946	MISCELLANEOUS COMMODITI...	100-140-750000	G & W - BENEFIT ENROLLMENT	58.30
10/20/2025	092025-9946	ADVERTISING	208-165-727002	IMPRINT - VISITFORTSCOTT B...	780.07
10/20/2025	092025-9946	MISCELLANEOUS COMMODITI...	208-165-750000	THE KITCHEN - MEM HALL CEL...	850.00
11/02/2025	102025-1955	TRAVEL AND TRAINING	203-160-725000	5 CORNERS - GASOLINE/MEET...	20.10
11/02/2025	102025-1955	TRAVEL AND TRAINING	203-160-725000	PETES - FOOD CONF ECODEVO	8.23
11/02/2025	102025-1955	TRAVEL AND TRAINING	203-160-725000	SHELL OIL - GASOLINE CONF E...	35.43
11/02/2025	102025-1955	TRAVEL AND TRAINING	203-160-725000	7BREW COFFEE - FOOD CONF ...	7.94
11/02/2025	102025-1955	OFFICE SUPPLIES	203-160-744000	ADOBE - SOFTWARE SUBSCRI...	26.91
11/20/2025	102025-0158	TRAVEL AND TRAINING	100-210-725000	QDOBA - OGDEN/CLARK FD A...	33.34
11/20/2025	102025-0158	TRAVEL AND TRAINING	100-210-725000	FREDDYS - OGDEN/CLARK FD ...	12.32
11/20/2025	102025-0158	TRAVEL AND TRAINING	100-210-725000	EPIC SPORTS - OGDEN/CLARK ...	289.46
11/20/2025	102025-0158	TRAVEL AND TRAINING	100-210-725000	WALMART - OGDEN/CLARK FD..	265.23
11/20/2025	102025-0158	TRAVEL AND TRAINING	100-210-725000	KUFRTI - TESTING FEES FOR A...	120.00
11/20/2025	102025-0158	TRAVEL AND TRAINING	100-210-725000	KUFRTI - TESTING FEES FOR FI...	120.00
11/20/2025	102025-0158	TRAVEL AND TRAINING	100-210-725000	TBONES - OGDEN/CLARK FD A...	87.11
11/20/2025	102025-0158	TRAVEL AND TRAINING	100-210-725000	JAPANESE STEAKHOUSE - OG...	72.17
11/20/2025	102025-0158	TRAVEL AND TRAINING	100-210-725000	KWIK SHOP - OGDEN/CLARK F...	9.75
11/20/2025	102025-0158	TRAVEL AND TRAINING	100-210-725000	APPLEBEES - MEAL - OGDEN/...	51.51
11/20/2025	102025-0158	TRAVEL AND TRAINING	100-210-725000	CARRIAGE CROSSING - OGDEN...	45.02
11/20/2025	102025-0158	TRAVEL AND TRAINING	100-210-725000	QDOBA - OGDEN/CLARK FD A...	41.10
11/20/2025	102025-0158	TRAVEL AND TRAINING	100-210-725000	IHOP - OGDEN/CLARK FD ACA...	40.80
11/20/2025	102025-0158	TRAVEL AND TRAINING	100-210-725000	KWIK SHOP - OGDEN/CLARK F...	32.84
11/20/2025	102025-0158	TRAVEL AND TRAINING	100-210-725000	SUBWAY - OGDEN/CLARK FD ...	32.75
11/20/2025	102025-0158	TRAVEL AND TRAINING	100-210-725000	OLIVE GARDEN - OGDEN/CLA...	63.34
11/20/2025	102025-0158	TRAVEL AND TRAINING	100-210-725000	FIREHOUSE SUBS - OGDEN/CL...	30.81
11/20/2025	102025-0158	TRAVEL AND TRAINING	100-210-725000	CENEX YESWAY - - OGDEN/CL...	30.78
11/20/2025	102025-0158	TRAVEL AND TRAINING	100-210-725000	SUBWAY - OGDEN/CLARK FD ...	28.64
11/20/2025	102025-0158	TRAVEL AND TRAINING	100-210-725000	JIMMY JOHNS - OGDEN/CLARK..	26.37
11/20/2025	102025-0158	TRAVEL AND TRAINING	100-210-725000	SUBWAY - DINNER OGDEN/CL...	24.22
11/20/2025	102025-0158	TRAVEL AND TRAINING	100-210-725000	KWIK SHOP - OGDEN/CLARK F...	24.05
11/20/2025	102025-0158	TRAVEL AND TRAINING	100-210-725000	FREDDYS - LUNCH FOR OGDE...	22.55
11/20/2025	102025-0158	TRAVEL AND TRAINING	100-210-725000	ADOBE - - OGDEN/CLARK FD ...	21.92
11/20/2025	102025-0158	TRAVEL AND TRAINING	100-210-725000	WENDYS - OGDEN/CLARK FD ...	21.08
11/20/2025	102025-0158	TRAVEL AND TRAINING	100-210-725000	CHIKFILA - OGDEN/CLARK FD ...	19.48
11/20/2025	102025-0158	TRAVEL AND TRAINING	100-210-725000	GREAT WEST DINING - OGDEN...	18.22
11/20/2025	102025-0158	TRAVEL AND TRAINING	100-210-725000	BRAUMS - OGDEN/CLARK FD ...	12.77
11/20/2025	102025-0158	TRAVEL AND TRAINING	100-210-725000	JIMMY JOHNS - OGDEN/CLARK..	31.02
11/20/2025	102025-0219	EQUIPMENT / VEHICLE MAINT...	711-510-742000	CARPARTS - 3IN SIDE BARS (7...	273.02
11/20/2025	102025-0219	EQUIPMENT / VEHICLE MAINT...	711-510-742000	KC BOBCAT - PREMIX COOLAN...	88.42
11/20/2025	102025-0219	EQUIPMENT / VEHICLE MAINT...	711-510-742000	PARTS GEEK - RUNNING BOA...	489.03
11/20/2025	102025-0219	MISCELLANEOUS COMMODITI...	711-510-750000	AMAZON - ENVELOPES	100.89
11/20/2025	102025-0219	MISCELLANEOUS COMMODITI...	711-510-750000	AMAZON - ENVELOPES	46.95
11/20/2025	102025-0219	EQUIPMENT / VEHICLE MAINT...	712-550-742000	CARPARTS - 3IN SIDE BARS (7...	273.02
11/20/2025	102025-0219	OPERATING SUPPLIES	712-550-743000	AMAZON - JETTING NOZZLES	79.42
11/20/2025	102025-0219	OPERATING SUPPLIES	712-550-743000	AMAZON - 5 1/4" CARBIDE HO...	45.61
11/20/2025	102025-0219	OPERATING SUPPLIES	712-550-743000	JETTER DEPOT - WIRE NOZZLE ...	99.56
11/20/2025	102025-0219	OPERATING SUPPLIES	712-550-743000	AMAZON - PRIMARY ELECTRI...	150.52

Expense Approval Report

Payment Dates: 1/31/2026 - 2/10/2026

Payable Date	Payable Number	Account Name	Account Number	Description (Item)	Amount
11/20/2025	102025-0219	OPERATING SUPPLIES	712-550-743000	PVC FITTING ONLINE - 4" SWI...	154.19
11/20/2025	102025-0219	OPERATING SUPPLIES	712-550-743000	7/16" HEX ARBOR/MANDREL ...	12.33
11/20/2025	102025-0219	OPERATING SUPPLIES	712-550-743000	AMAZON - FLEXIBLE COUPLIN...	293.74
11/20/2025	102025-0219	OPERATING SUPPLIES	712-550-743000	5 1/4" HSS HOLE SAW	28.22
11/20/2025	102025-0219	OPERATING SUPPLIES	712-550-743000	JETTER DEPOT - WIRE NOZZLE ...	477.12
11/20/2025	102025-0243	LICENSE / PERMIT	712-540-727016	KDHE - WWTP ANNUAL WW P...	570.88
11/20/2025	102025-0565	TRAVEL AND TRAINING	100-110-725000	CASEYS - BREAKFAST FOR OFF...	31.78
11/20/2025	102025-0565	BOOKS AND SUBSCRIPTIONS	100-110-748000	ADOBE - MONTHLY SUB FOR ...	21.92
11/20/2025	102025-0565	BOOKS AND SUBSCRIPTIONS	100-140-748000	MONDAY - YRLY SUBSCRIPTION	209.04
11/20/2025	102025-0565	MISCELLANEOUS COMMODITI...	100-190-750000	SAMS - CANDY FOR HALLOWE...	153.31
11/20/2025	102025-0565	IMPROVEMENTS	100-440-763000	MAYCO - STEP STOOL FOR CO...	25.21
11/20/2025	102025-0565	BOOKS AND SUBSCRIPTIONS	203-160-748000	MONDAY - YRLY SUBSCRIPTION	208.98
11/20/2025	102025-0565	TRAVEL AND TRAINING	204-300-725000	WALMART - FOOD FOR THE 1...	104.45
11/20/2025	102025-0565	BOOKS AND SUBSCRIPTIONS	208-165-748000	MONDAY - YRLY SUBSCRIPTION	208.98
11/20/2025	102025-0565	EVENT EXPENSE	951-165-727031	DOMINOS - FOOD FOR CONC...	34.99
11/20/2025	102025-0631	BUILDING MAINTENANCE	712-540-741000	AMAZON - HVAC FILTERS	251.64
11/20/2025	102025-0631	JANITORIAL SUPPLIES	712-540-745000	WALMART - JANITORIAL SUPP...	170.49
11/20/2025	102025-0631	LAB CHEMICALS	712-540-752100	METTLER TOLEDO - DISSOLVE...	157.44
11/20/2025	102025-0672	OFFICE SUPPLIES	100-170-744000	AMAZON - SCRN PROTECTOR ...	40.79
11/20/2025	102025-0672	TRAVEL AND TRAINING	100-200-725000	QUIKTRIP - FUEL FOR MENTAL...	50.96
11/20/2025	102025-0672	TRAVEL AND TRAINING	100-200-725000	PHILLIPS 66 - FUEL FOR PATRO...	41.58
11/20/2025	102025-0672	TRAVEL AND TRAINING	100-200-725000	QUIK TRIP - FUEL FOR MENTAL...	43.14
11/20/2025	102025-0672	TRAVEL AND TRAINING	100-200-725000	HOMEFRONT - CHILD ABDUCT...	450.00
11/20/2025	102025-0672	TRAVEL AND TRAINING	100-200-725000	PHILLIPS 66 - FUEL FOR PATRO...	31.92
11/20/2025	102025-0672	TRAVEL AND TRAINING	100-200-725000	A&W - VEHICLE TEST DRIVE F...	35.31
11/20/2025	102025-0672	TRAVEL AND TRAINING	100-200-725000	ON THE BORDER - FOOD - PAT...	32.06
11/20/2025	102025-0672	TRAVEL AND TRAINING	100-200-725000	QUIK TRIP - MENTAL HEALTH ...	15.41
11/20/2025	102025-0672	TRAVEL AND TRAINING	100-200-725000	FREDDYS - MENTAL HEALTH T...	40.75
11/20/2025	102025-0672	OPERATING SUPPLIES	100-200-743000	AMAZON - RADIO BATTERIES/...	154.77
11/20/2025	102025-0672	OPERATING SUPPLIES	100-200-743000	WALMART - COMMUNITY TRI...	183.67
11/20/2025	102025-0672	OFFICE SUPPLIES	100-200-744000	WALMART - OFFICE SUPPLIES	88.95
11/20/2025	102025-0672	OFFICE SUPPLIES	100-200-744000	AMAZON - SHREDDER FOR OF...	174.65
11/20/2025	102025-0672	OFFICE SUPPLIES	100-200-744000	WALMART - OFFICE SUPPLIES	14.49
11/20/2025	102025-0672	JANITORIAL SUPPLIES	100-200-745000	WHATABURGER - FOOD FOR ...	21.30
11/20/2025	102025-0672	JANITORIAL SUPPLIES	100-200-745000	WALMART - VACUUM/FOLDE...	156.91
11/20/2025	102025-0672	BUILDING MAINTENANCE	100-220-741000	AMAZON - BLINDS FOR DISPA...	39.99
11/20/2025	102025-0680	TRAVEL AND TRAINING	100-200-725000	ACTION TARGETS - TRAINING ...	159.19
11/20/2025	102025-0680	TRAVEL AND TRAINING	100-200-725000	WALMART - TRAINING EQUIP...	18.28
11/20/2025	102025-0680	TRAVEL AND TRAINING	100-200-725000	LOVES - FUEL K9 TRUCK PURC...	51.87
11/20/2025	102025-0680	TRAVEL AND TRAINING	100-200-725000	WALMART - TRAINING EQUIP...	60.82
11/20/2025	102025-0680	OPERATING SUPPLIES	100-200-743000	WALMART - DET ELECTRONIC ...	96.00
11/20/2025	102025-0680	OFFICE SUPPLIES	100-200-744000	AMAZON - PRINT TONER	32.87
11/20/2025	102025-0680	UNIFORMS AND CLOTHING	100-200-747000	GALLS - UNIFORM EQUIPMENT	115.54
11/20/2025	102025-0680	UNIFORMS AND CLOTHING	100-200-747000	GALLS - UNIFORM EQUIPMENT	151.11
11/20/2025	102025-0797	EQUIPMENT / VEHICLE MAINT...	219-425-742000	AMAZON - VOLTAGE REGULA...	24.98
11/20/2025	102025-0797	EQUIPMENT / VEHICLE MAINT...	219-425-742000	AMAZON - VOLTAGE REGULA...	24.98
11/20/2025	102025-0951	TRAVEL AND TRAINING	100-210-725000	COMFORT INN - HOTEL STAY ...	1,330.35
11/20/2025	102025-0951	TRAVEL AND TRAINING	100-210-725000	KFRTI - TESTING CERT FEE FOR...	30.00
11/20/2025	102025-0951	JANITORIAL SUPPLIES	100-210-745000	WALMART - LG TRASH BAGS ...	44.95
11/20/2025	102025-0951	MISCELLANEOUS COMMODITI...	100-210-750000	WALMART - HALLOWEEN CA...	77.91
11/20/2025	102025-0951	MISCELLANEOUS COMMODITI...	100-210-750000	WALMART - HALLOWEEN CA...	99.40
11/20/2025	102025-0951	MISCELLANEOUS COMMODITI...	100-210-750000	WALMART - JANITORIAL SUPP...	175.07
11/20/2025	102025-4984	TRAVEL AND TRAINING	204-300-725000	DOMINOS - CREW MEALS	87.41
11/20/2025	102025-4984	EQUIPMENT / VEHICLE MAINT...	204-300-742000	WARREN POWER ATTACHME...	31.82
11/20/2025	102025-4984	OPERATING SUPPLIES	204-300-743000	HARBOR FREIGHT - GLOVES, T...	92.84
11/20/2025	102025-4984	OPERATING SUPPLIES	204-300-743000	TRAFFIC SAFETY STORE - CON...	4,520.17
11/20/2025	102025-5451	CONCESSION SUPPLIES	219-425-749000	WALMART - CONCESSIONS	50.75
11/20/2025	102025-5451	CONCESSION SUPPLIES	219-425-749000	WALMART - CONCESSIONS	55.72
11/20/2025	102025-5451	CONCESSION SUPPLIES	219-425-749000	WALMART - CONCESSIONS	59.81
11/20/2025	102025-5451	CONCESSION SUPPLIES	219-425-749000	WALMART - CONCESSIONS	100.80

Expense Approval Report

Payment Dates: 1/31/2026 - 2/10/2026

Payable Date	Payable Number	Account Name	Account Number	Description (Item)	Amount
11/20/2025	102025-5451	CONCESSION SUPPLIES	219-425-749000	WALMART - CONCESSIONS	42.61
11/20/2025	102025-5451	MISCELLANEOUS COMMODITI...	219-425-750000	AMAZON - TOURNAMENT TR...	131.52
11/20/2025	102025-5451	CONCESSION SUPPLIES	219-427-749000	WALMART - CONCESSIONS	87.93
11/20/2025	102025-6130	OPERATING SUPPLIES	100-400-743000	TRACTOR SUPPLY - GENERAT...	449.54
11/20/2025	102025-6130	OPERATING SUPPLIES	100-400-743000	TRACTOR SUPPLY - GAS CANS	39.98
11/20/2025	102025-6275	EQUIPMENT / VEHICLE MAINT...	711-500-742000	AMAZON - TOOLS/HOT WATE...	290.91
11/20/2025	102025-7965	TRAVEL AND TRAINING	100-150-725000	DRURY INN - CCMFOA FALL CL...	441.90
11/20/2025	102025-7965	TRAVEL AND TRAINING	100-150-725000	LEAGUE OR KS MUNI - MTI TR...	77.40
11/20/2025	102025-7965	LICENSE / PERMIT	100-190-727016	KS.GOV - 2026 COMMON CO...	102.50
11/20/2025	102025-7965	CONTRACTUAL SERVICES	215-000-727012	BB CO DEEDS - LANDBANK DE...	21.00
11/20/2025	102025-7965	CONTRACTUAL SERVICES	215-000-727012	BBCO DEEDS - CC FEE	0.52
11/20/2025	102025-9197	LICENSE / PERMIT	204-300-727016	KDHE - TANK PERMITS	43.00
11/20/2025	102025-9197	EQUIPMENT / VEHICLE MAINT...	204-300-742000	AMAZON - KEYS FOR VOLVO E...	18.49
11/20/2025	102025-9197	EQUIPMENT / VEHICLE MAINT...	204-300-742000	DENTON AUTO SALVAGE - EN...	5,086.13
11/20/2025	102025-9197	BOOKS AND SUBSCRIPTIONS	204-300-748000	SNAP ON - SUBSCRIPTION	130.48
11/20/2025	102025-9197	IMPROVEMENTS	204-300-763000	AMAZON - ASPHALT RAKES ON..	346.66
11/20/2025	102025-9197	TRAVEL AND TRAINING	711-530-725000	DOMINOS - CREW MEAL FOR F..	190.19
11/20/2025	102025-9213	TRAVEL AND TRAINING	100-210-725000	KSAFC - CONF REG	200.00
11/20/2025	102025-9213	TRAVEL AND TRAINING	100-210-725000	CANDLEWOOD SUITES - BRUN...	416.04
11/20/2025	102025-9213	GAS AND OIL	100-210-746000	24/7 TRAVEL - FUEL KSAFC C...	30.00
11/20/2025	102025-9213	UNIFORMS AND CLOTHING	100-210-747000	NITRO PROMO - UNIFORM	475.00
11/20/2025	102025-9213	BOOKS AND SUBSCRIPTIONS	100-210-748000	ADOBE - MONTHLY SUBSCRIP...	21.92
11/20/2025	102025-9213	MISCELLANEOUS COMMODITI...	100-210-750000	WALMART - STATION SUPPLIES	341.76
11/20/2025	102025-9213	MISCELLANEOUS COMMODITI...	100-210-750000	AMAZON - BATTERY FOR BOX ...	27.17
11/20/2025	102025-9409	CONTRACTUAL SERVICES	100-430-727012	TOUCHTON ELECTRIC - CONT...	25.00
11/20/2025	102025-9409	CONTRACTUAL SERVICES	100-430-727012	TOUCHTON ELECTRIC - CONT...	39.95
11/20/2025	102025-9409	CONTRACTUAL SERVICES	100-430-727012	AMAZON - CONTRACTUAL SV...	332.50
11/20/2025	102025-9409	CONTRACTUAL SERVICES	100-430-727012	AMAZON - CONTRACTUAL SE...	7.99
11/20/2025	102025-9409	CONTRACTUAL SERVICES	100-430-727012	SKYTRAK - CONTRACTUAL SVCS	328.94
11/20/2025	102025-9409	OFFICE SUPPLIES	100-430-744000	WALMART - OFFICE SUPPLIES	107.35
11/20/2025	102025-9409	OFFICE SUPPLIES	100-430-744000	WALMART - OFFICE SUPPLIES	44.02
11/20/2025	102025-9409	JANITORIAL SUPPLIES	100-430-745000	HEIDRICKS - JANITORIAL SUPP...	7.67
11/20/2025	102025-9409	JANITORIAL SUPPLIES	100-430-745000	WALMART - JANITORIAL SUPP...	95.94
11/20/2025	102025-9409	JANITORIAL SUPPLIES	100-430-745000	AMAZON - JANITORIAL SUPPLI...	173.16
11/20/2025	102025-9409	JANITORIAL SUPPLIES	100-430-745000	AMAZON - JANITORIAL SUPPLI...	279.99
11/20/2025	102025-9409	JANITORIAL SUPPLIES	100-430-745000	AMAZON - JANITORIAL SUPPLI...	26.59
11/20/2025	102025-9409	CONCESSION SUPPLIES	100-430-749000	AMAZON - BRCC CONCESSIONS	25.30
11/20/2025	102025-9409	CONCESSION SUPPLIES	100-430-749000	AMAZON - BRCC CONCESSIONS	25.62
11/20/2025	102025-9409	CONCESSION SUPPLIES	100-430-749000	AMAZON - BRCC CONCESSIONS	25.62
11/20/2025	102025-9409	CONCESSION SUPPLIES	100-430-749000	AMAZON - BRCC CONCESSIONS	25.42
11/20/2025	102025-9409	CONCESSION SUPPLIES	100-430-749000	AMAZON - BRCC CONCESSIONS	25.42
11/20/2025	102025-9409	CONCESSION SUPPLIES	100-430-749000	AMAZON - BRCC CONCESSIONS	25.30
11/20/2025	102025-9409	CONCESSION SUPPLIES	100-430-749000	AMAZON - BRCC CONCESSIONS	25.30
11/20/2025	102025-9409	CONCESSION SUPPLIES	100-430-749000	AMAZON - BRCC CONCESSIONS	25.30
11/20/2025	102025-9409	CONCESSION SUPPLIES	100-430-749000	AMAZON - BRCC CONCESSIONS	25.30
11/20/2025	102025-9409	CONCESSION SUPPLIES	100-430-749000	AMAZON - BRCC CONCESSIONS	24.10
11/20/2025	102025-9409	CONCESSION SUPPLIES	100-430-749000	AMAZON - BRCC CONCESSIONS	22.92
11/20/2025	102025-9409	CONCESSION SUPPLIES	100-430-749000	AMAZON - BRCC CONCESSIONS	22.92
11/20/2025	102025-9409	CONCESSION SUPPLIES	100-430-749000	AMAZON - BRCC CONCESSIONS	22.92
11/20/2025	102025-9409	CONCESSION SUPPLIES	100-430-749000	AMAZON - BRCC CONCESSIONS	22.76
11/20/2025	102025-9409	CONCESSION SUPPLIES	100-430-749000	AMAZON - BRCC CONCESSIONS	22.76
11/20/2025	102025-9409	CONCESSION SUPPLIES	100-430-749000	AMAZON - BRCC CONCESSIONS	14.38
11/20/2025	102025-9409	CONCESSION SUPPLIES	100-430-749000	AMAZON - BRCC CONCESSIONS	25.30
11/20/2025	102025-9409	CONCESSION SUPPLIES	100-430-749000	AMAZON - BRCC CONCESSIONS	27.36
11/20/2025	102025-9409	CONCESSION SUPPLIES	100-430-749000	AMAZON - BRCC CONCESSIONS	22.76
11/20/2025	102025-9409	CONCESSION SUPPLIES	100-430-749000	AMAZON - BRCC CONCESSIONS	28.27
11/20/2025	102025-9409	CONCESSION SUPPLIES	100-430-749000	AMAZON - BRCC CONCESSIONS	31.08
11/20/2025	102025-9409	CONCESSION SUPPLIES	100-430-749000	AMAZON - BRCC CONCESSIONS	20.39
11/20/2025	102025-9409	CONCESSION SUPPLIES	100-430-749000	WALMART - BRCC CONCESSI...	66.60
11/20/2025	102025-9409	CONCESSION SUPPLIES	100-430-749000	WALMART - BRCC CONCESSI...	67.16
11/20/2025	102025-9409	CONCESSION SUPPLIES	100-430-749000	AMAZON - BRCC CONCESSIONS	28.27
12/31/2025	112025-9946	TRAVEL AND TRAINING	208-165-725000	SUNOCO - FUEL FOR VISIT KC...	33.66

Expense Approval Report

Payment Dates: 1/31/2026 - 2/10/2026

Payable Date	Payable Number	Account Name	Account Number	Description (Item)	Amount
12/31/2025	112025-9946	TRAVEL AND TRAINING	208-165-725000	HOME DEPOT - REIMBURSE F...	-56.32
12/31/2025	112025-9946	MISCELLANEOUS COMMODITI...	337-200-750000	WALMART - PATH OF EASE C...	242.00
01/21/2026	072025-0649	TRAVEL AND TRAINING	100-220-725000	KS APCO - CONF TRINA AND K...	103.05
01/21/2026	072025-0649	TRAVEL AND TRAINING	100-220-725000	APCO INTERNTNL - APCO PUB ...	460.00
01/21/2026	072025-0649	OFFICE SUPPLIES	100-220-744000	WALMART - COPY PAPER AND ..	112.89
01/21/2026	072025-0649	OFFICE SUPPLIES	100-220-744000	AMAZON - SELF INKING STAMP	20.78
01/21/2026	082025-0141	TRAVEL AND TRAINING	100-200-725000	CASEYS - TRAINING FUEL	21.09
01/21/2026	082025-0141	TRAVEL AND TRAINING	100-200-725000	CASEYS - TRAINING FUEL	21.30
01/21/2026	082025-0141	TRAVEL AND TRAINING	100-200-725000	CASEY - TRAINING FUEL	25.12
01/21/2026	082025-0141	TRAVEL AND TRAINING	100-200-725000	CASEYS - TRAINING FUEL	34.75
01/21/2026	082025-0158	TRAVEL AND TRAINING	100-210-725000	LEXI WELLNESS POSH - STAIRC...	53.49
01/21/2026	082025-0158	OFFICE SUPPLIES	100-210-744000	WALMART - GATORADE FOR ...	23.94
01/21/2026	082025-0158	OFFICE SUPPLIES	100-210-744000	WALMART - SHARPIE, PRINTER...	13.38
01/21/2026	082025-0158	UNIFORMS AND CLOTHING	100-210-747000	AMAZON - BOOTS, PANTS FOR...	328.43
01/21/2026	082025-0158	UNIFORMS AND CLOTHING	100-210-747000	AMAZON - BOOTS, PANTS FOR...	155.23
01/21/2026	082025-0158	BOOKS AND SUBSCRIPTIONS	100-210-748000	ADOBE - MONTHLY SOFTWARE...	21.92
01/21/2026	082025-0158	MISCELLANEOUS COMMODITI...	100-210-750000	KASSMO PROD - BIBS FOR 9/1...	156.25
01/21/2026	082025-0158	MISCELLANEOUS COMMODITI...	100-210-750000	IMPRINT - SWAG BAGS FOR 9...	219.98
01/21/2026	082025-0158	MISCELLANEOUS COMMODITI...	100-210-750000	CROWN AWARDS - MEDALS F...	613.99
01/21/2026	082025-0219	OPERATING SUPPLIES	711-510-743000	AMAZON - IN LINE WATER ST...	359.80
01/21/2026	082025-0219	OPERATING SUPPLIES	711-510-743000	ZORO TOOLS - HOSE BIB LOCK	19.13
01/21/2026	082025-0219	OFFICE SUPPLIES	711-510-744000	AMAZON - PAPER CLIPS (10B...	15.51
01/21/2026	082025-0219	OPERATING SUPPLIES	712-550-743000	AMAZON - GRAPPLING HOOKS	53.96
01/21/2026	082025-0219	OPERATING SUPPLIES	712-550-743000	AMAZON - STEP DRILL BITS	66.97
01/21/2026	082025-0219	OPERATING SUPPLIES	712-550-743000	ZORO TOOLS - LIFTSTATION H...	264.11
01/21/2026	082025-0219	OPERATING SUPPLIES	712-550-743000	TRACTOR SUPPLY - RECHARG...	142.50
01/21/2026	082025-0219	OPERATING SUPPLIES	712-550-743000	AMAZON - 6IN ALUMINUM TY...	68.48
01/21/2026	082025-0219	MISCELLANEOUS COMMODITI...	712-550-750000	AMAZON - COPPER SULFATE ...	37.77
01/21/2026	082025-0680	TRAVEL AND TRAINING	100-200-725000	KU - TRAINING CLASS	90.00
01/21/2026	082025-0680	TRAVEL AND TRAINING	100-200-725000	KU - TRAINING CLSS	225.00
01/21/2026	082025-0680	OFFICE SUPPLIES	100-200-744000	WALMART - OFFICE SUPPLIES	51.33
01/21/2026	082025-0680	UNIFORMS AND CLOTHING	100-200-747000	GALLS - UNIFORMS	141.28
01/21/2026	082025-0680	FIRE ARM & SUPPLIES	100-200-754000	PRIMARY ARMS - RANGE EQU...	303.37
01/21/2026	082025-7965	DUES AND MEMBERSHIPS	100-150-726000	ADOBE - ANNUAL ADOBE AC...	263.03
01/21/2026	082025-7965	OFFICE SUPPLIES	100-150-744000	WALMART - OFFICE SUPPLIES	40.91
01/21/2026	082025-7965	OFFICE SUPPLIES	100-150-744000	COUSIV.COM - AI TRAINING O...	19.99
01/21/2026	082025-7965	ADMINISTRATION FEE	100-190-713000	EGOV SVC FEE - TREASURERS ...	0.72
01/21/2026	082025-7965	LICENSE / PERMIT	100-190-727016	BBCO TREAS - PLATES FOR OIL...	28.75
01/21/2026	122025-0219	OFFICE SUPPLIES	711-510-744000	AMAZON - BROCHURE HOLDE...	26.98
01/21/2026	122025-0219	TRAVEL AND TRAINING	712-550-725000	BURGER KING - TRIP MEAL	10.50
01/21/2026	122025-0219	OPERATING SUPPLIES	712-550-743000	AMAZON - POLE CAMERA	1,899.99
01/21/2026	122025-0243	TRAVEL AND TRAINING	711-500-725000	KDHE - CERT EXAM A KRUGER...	25.00
01/21/2026	122025-0243	TRAVEL AND TRAINING	711-500-725000	PANDA EXPRESS - MEALS WHI...	28.21
01/21/2026	122025-0243	OFFICE SUPPLIES	711-500-744000	AMAZON - 2026 WALL CALEN...	36.96
01/21/2026	122025-0243	OFFICE SUPPLIES	711-500-744000	AMAZON - 2026 DESK PAD CA...	51.80
01/21/2026	122025-0243	TRAVEL AND TRAINING	712-540-725000	KDHE - CERT EXAM S FLATER ...	25.00
01/21/2026	122025-0243	TRAVEL AND TRAINING	712-540-725000	BOBBY DS BBQ - TRAINING M...	46.11
01/21/2026	122025-0243	TRAVEL AND TRAINING	712-540-725000	KDHE - CERT EXAM A SHELD...	25.00
01/21/2026	122025-0243	GAS AND OIL	712-540-746000	FUEL EXPRSS - FUEL FOR #142...	28.50
01/21/2026	122025-0565	BOOKS AND SUBSCRIPTIONS	100-110-748000	ADOBE - MONTHLY SUB FOR ...	21.92
01/21/2026	122025-0631	OFFICE SUPPLIES	712-540-744000	WALMART - OFFICE SUPPLIES	46.32
01/21/2026	122025-0680	OPERATING SUPPLIES	100-200-743000	POCKET PRESS - CRIMINAL L...	309.72
01/21/2026	122025-0680	UNIFORMS AND CLOTHING	100-200-747000	GALLS - UNIFORM/CLOTHING	108.25
01/21/2026	122025-0680	UNIFORMS AND CLOTHING	100-200-747000	GALLS - UNIFORM/CLOTHING	38.96
01/21/2026	122025-4984	TRAVEL AND TRAINING	204-300-725000	WALMART - CREW HOLIDAY ...	190.71
01/21/2026	122025-4984	OPERATING SUPPLIES	204-300-743000	TRACTOR SUPPLY - WATER P...	224.98
01/21/2026	122025-4984	OPERATING SUPPLIES	204-300-743000	TRACTOR SUPPLY - RATCHET S...	68.94
01/21/2026	122025-4984	GAS AND OIL	204-300-746000	JOHN M ELLSWORTH CO - 2 C...	1,251.72
01/21/2026	122025-6275	MACHINERY AND EQUIPMENT	711-500-764000	AMAZON - STENNER PUMP P...	40.97
01/21/2026	122025-6275	MACHINERY AND EQUIPMENT	711-500-764000	HEADCO INDUSTRIES - SALES ...	66.11

Expense Approval Report

Payment Dates: 1/31/2026 - 2/10/2026

Payable Date	Payable Number	Account Name	Account Number	Description (Item)	Amount
01/21/2026	122025-6275	MACHINERY AND EQUIPMENT	711-500-764000	AMAZON - STENNER PUMP P...	59.28
01/21/2026	122025-6275	MACHINERY AND EQUIPMENT	711-500-764000	HEADCO INDUSTRIES - CONTA...	703.30
01/21/2026	122025-9213	FIRST AID	100-190-750004	SHOP CPR - CARD	18.75
01/21/2026	122025-9213	TRAVEL AND TRAINING	100-210-725000	KU - PEINE FIRE OFFICER 1 CE...	30.00
01/21/2026	122025-9213	BUILDING MAINTENANCE	100-210-741000	AMAZON - REPAIR TO ST 1 DR...	14.70
01/21/2026	122025-9213	BUILDING MAINTENANCE	100-210-741000	CONRAD FIRE - TOWER 1 SVC ...	272.80
01/21/2026	122025-9213	OFFICE SUPPLIES	100-210-744000	AMAZON - IPAD CASES AND V...	275.34
01/21/2026	122025-9213	BOOKS AND SUBSCRIPTIONS	100-210-748000	ADOBE - MONTHLY SUBSCRIPT..	21.92
01/21/2026	122025-9213	BOOKS AND SUBSCRIPTIONS	100-210-748000	KSAFC - MEMBERSHIP	100.00
01/21/2026	122025-9213	OPERATING SUPPLIES	204-300-743000	MILLER FEED - TICKET RECONC..	34.49
01/21/2026	122025-9409	CONTRACTUAL SERVICES	100-430-727012	TOUCHTON ALARMS - CONTR...	39.95
01/21/2026	122025-9409	CONTRACTUAL SERVICES	100-430-727012	TOUCHTON ALARMS - CONTR...	25.00
01/21/2026	122025-9409	OFFICE SUPPLIES	100-430-744000	AMAZON - OFFICE SUPPLIES	27.50
01/21/2026	122025-9409	OFFICE SUPPLIES	100-430-744000	AMAZON - OFFICE SUPPLIES	24.98
01/21/2026	122025-9409	OFFICE SUPPLIES	100-430-744000	WALMART - OFFICE SUPPLIES	18.15
01/21/2026	122025-9409	JANITORIAL SUPPLIES	100-430-745000	LOCKWOOD - JANITORIAL SU...	254.35
01/21/2026	122025-9409	JANITORIAL SUPPLIES	100-430-745000	WALMART - JANITORIAL SUPP...	182.83
01/21/2026	122025-9409	CONCESSION SUPPLIES	100-430-749000	AMAZON - CONCESSIONS	28.27
01/21/2026	122025-9409	CONCESSION SUPPLIES	100-430-749000	WALMART - BRCC CONCESSI...	248.67
01/21/2026	122025-9409	CONCESSION SUPPLIES	100-430-749000	WALMART - BRCC CONCESSI...	68.97
01/21/2026	122025-9409	CONCESSION SUPPLIES	100-430-749000	WALMART - BRCC CONCESSI...	47.76
01/21/2026	122025-9409	CONCESSION SUPPLIES	100-430-749000	AMAZON - BRCC CONCESSION	24.03
01/21/2026	122025-9409	CONCESSION SUPPLIES	100-430-749000	AMAZON - CONCESSIONS	22.92
01/21/2026	122025-9409	CONCESSION SUPPLIES	100-430-749000	AMAZON - CONCESSIONS	28.11
01/21/2026	122025-9409	CONCESSION SUPPLIES	100-430-749000	AMAZON - BRCC CONCESSIONS	21.37
01/21/2026	122025-9409	CONCESSION SUPPLIES	100-430-749000	AMAZON - CONCESSIONS	20.24
01/21/2026	122025-9409	CONCESSION SUPPLIES	100-430-749000	AMAZON - CONCESSIONS	19.12
01/21/2026	122025-9409	CONCESSION SUPPLIES	100-430-749000	AMAZON - CONCESSIONS	18.98
01/21/2026	122025-9409	CONCESSION SUPPLIES	100-430-749000	AMAZON - CONCESSIONS	28.27
01/21/2026	122025-9409	CONCESSION SUPPLIES	100-430-749000	AMAZON - CONCESSIONS	23.93
01/21/2026	122025-9946	TRAVEL AND TRAINING	100-140-725000	THE KITCHEN - LUNCH DURING..	13.16
01/21/2026	122025-9946	TRAVEL AND TRAINING	100-140-725000	SUBWAY - LUNCH DURING TR...	12.04
01/21/2026	122025-9946	TRAVEL AND TRAINING	100-140-725000	PRYOR LEARNING - HR TRAINI...	299.00
01/21/2026	122025-9946	TRAVEL AND TRAINING	100-140-725000	PRYOR LEARNING - TRAINING ...	249.00
01/21/2026	122025-9946	MISCELLANEOUS COMMODITI...	100-190-750000	WALMART - DONATION SONS...	508.00
02/02/2026	12202-0951	TRAVEL AND TRAINING	100-210-725000	KS BEMS - TROUTMAN RECERT..	30.00
02/02/2026	12202-0951	EQUIPMENT / VEHICLE MAINT...	100-210-742000	WALMART - DEF PRODUCTS F...	41.76
02/02/2026	12202-0951	OFFICE SUPPLIES	100-210-744000	WALMART - IPAD SCREEN PR...	29.94
02/02/2026	12202-0951	JANITORIAL SUPPLIES	100-210-745000	WALMART - JANITORIAL SUPP...	446.51
02/02/2026	12202-0951	UNIFORMS AND CLOTHING	100-210-747000	GALLS - RETURN REFUND FR...	-110.76
02/02/2026	122025-0158	TRAVEL AND TRAINING	100-210-725000	HUB BRICK OVEN - MEAL DUR...	52.22
02/02/2026	122025-0158	TRAVEL AND TRAINING	100-210-725000	SLIM CHCKNS - LUNCH DURIN...	26.47
02/02/2026	122025-0158	TRAVEL AND TRAINING	100-210-725000	PIZZA RANCH - MEAL DURING ...	39.37
02/02/2026	122025-0158	TRAVEL AND TRAINING	100-210-725000	WOODIES SMOKEHOUSE - ME...	40.00
02/02/2026	122025-0158	TRAVEL AND TRAINING	100-210-725000	APPLEBEES - DINNER FOR TRA...	40.61
02/02/2026	122025-0158	TRAVEL AND TRAINING	100-210-725000	56 FAM REST - MEAL DURING ...	42.35
02/02/2026	122025-0158	TRAVEL AND TRAINING	100-210-725000	LA FOGATA - MEAL DURING T...	44.64
02/02/2026	122025-0158	TRAVEL AND TRAINING	100-210-725000	LA JEFA MEXICANA - LUNCH ...	45.72
02/02/2026	122025-0158	TRAVEL AND TRAINING	100-210-725000	FREDDYS - LUNCH RHOADES/...	24.76
02/02/2026	122025-0158	TRAVEL AND TRAINING	100-210-725000	SLIM CHCKNS - MEAL DURING...	25.38
02/02/2026	122025-0158	GAS AND OIL	100-210-746000	KWIK SHOP - FUEL DURING T...	22.02
02/02/2026	122025-0158	GAS AND OIL	100-210-746000	KWIK SHOP - FUEL DURING T...	60.90
02/02/2026	122025-0158	BOOKS AND SUBSCRIPTIONS	100-210-748000	ADOBE - MONTHLY SOFTWARE...	21.92
02/02/2026	122025-1955	TRAVEL AND TRAINING	203-160-725000	KS ECONOMIC DEV - KEDA CO...	80.00
02/02/2026	122025-1955	TRAVEL AND TRAINING	203-160-725000	5 CORNERS - ECODEVO TRAVE...	10.02
02/02/2026	122025-1955	OFFICE SUPPLIES	203-160-744000	ADOBE - OFFICE SUPPLY COM...	26.91
02/02/2026	122025-2840	TRAVEL AND TRAINING	100-200-725000	QT - FUEL/ACADEMY TRAINING	30.00
02/02/2026	122025-2840	TRAVEL AND TRAINING	100-200-725000	QT - FOOD/ACADEMY TRAINI...	25.98
02/02/2026	122025-2840	TRAVEL AND TRAINING	100-200-725000	BRAUMS - FOOD/ACADEMY T...	14.45
02/02/2026	122025-2840	TRAVEL AND TRAINING	100-200-725000	KWIK SHOP - FOOD/ACADEMY...	34.19

Expense Approval Report

Payment Dates: 1/31/2026 - 2/10/2026

Payable Date	Payable Number	Account Name	Account Number	Description (Item)	Amount
02/02/2026	122025-2840	TRAVEL AND TRAINING	100-200-725000	KWIK SHOP - FOOD/ACADEMY...	29.11
02/02/2026	122025-5451	BUILDING MAINTENANCE	219-425-741000	SP ALARM SYSTEM - ALARM S...	823.15
02/02/2026	122025-5451	BOOKS AND SUBSCRIPTIONS	219-425-748000	SAMS CLUB - SUBSCRIPTION	110.00
02/02/2026	122025-5451	CONCESSION SUPPLIES	219-425-749000	WALMART - CONCESSIONS	7.15
02/02/2026	122025-5451	CONCESSION SUPPLIES	219-425-749000	WALMART - CONCESSIONS	29.50
02/02/2026	122025-7965	TRAVEL AND TRAINING	100-150-725000	KS LEAGUE OF MUNI - ETHICS ...	77.40
02/02/2026	122025-7965	MISCELLANEOUS COMMODITI...	100-190-750000	WALMART - CHAMBER COFFE...	51.61
02/02/2026	122025-7965	MISCELLANEOUS COMMODITI...	100-190-750000	DAYLIGHT DONUTS - FOOD F...	32.33
02/02/2026	122025-7965	MISCELLANEOUS COMMODITI...	100-190-750000	AMAZON - CHRISTMAS DECOR...	9.86
02/02/2026	122025-7965	MISCELLANEOUS COMMODITI...	100-190-750000	DOLLARTREE - DISPOSABLE S...	47.66
02/02/2026	122025-7965	MISCELLANEOUS COMMODITI...	100-190-750000	AMAZON - CHRISTMAS DECOR...	31.10
02/02/2026	122025-7965	PENALTIES	100-190-750001	WALMART - FOOD, COFFEE, S...	162.92
02/03/2026	012026-0383	UTILITY - TELEPHONE	100-310-723004	STRAIGHT TALK - AWOS PHON...	16.09
02/03/2026	012026-0383	MISCELLANEOUS COMMODITI...	100-310-750000	WALMART - WATER	5.47
02/03/2026	012026-0565	TRAVEL AND TRAINING	100-110-725000	AURORA TRAINING - SYSTEM ...	159.65
02/03/2026	012026-0565	BOOKS AND SUBSCRIPTIONS	100-110-748000	ADOBE - MONTHLY SUBSCRIPT..	21.92
02/03/2026	012026-0565	LEGAL PUBLICATIONS	100-130-724000	DELUXE - ANNUAL INSURANCE..	72.98
02/03/2026	012026-0565	TRAVEL AND TRAINING	100-130-725000	AURORA TRAINING - SYSTEM ...	159.70
02/03/2026	012026-0565	TRAVEL AND TRAINING	100-140-725000	AURORA TRAINING - SYSTEM ...	159.65
02/03/2026	012026-0565	TRAVEL AND TRAINING	204-300-725000	SHARKYS - LUNCH MEETING W..	39.55
02/03/2026	012026-0565	IMPROVEMENTS	709-560-763000	SMART SIGN - SWEEPER SIGNS..	311.15
02/03/2026	012026-0565	TRAVEL AND TRAINING	711-510-725000	SHARKYS - LUNCH MEETING W..	39.56
02/03/2026	012026-0565	TRAVEL AND TRAINING	712-550-725000	SHARKYS - LUNCH MEETING W..	39.55
02/03/2026	122025-0672	DUES AND MEMBERSHIPS	100-170-726000	KACM - MUNI COURT MEMBE...	100.00
02/03/2026	122025-0672	OFFICE SUPPLIES	100-200-744000	WALMART - OFFICE SUPPLIES	47.65
02/03/2026	122025-0672	BUILDING MAINTENANCE	100-220-741000	WALMART - DISPATCH STORA...	88.30
02/03/2026	122025-9262	CONTRACTUAL SERVICES	100-200-727012	TLO - DATA PROCESSING	100.00
02/03/2026	122025-9262	OPERATING SUPPLIES	100-200-743000	TRI-TECH FORENSICS - EVIDEN...	95.22
02/03/2026	122025-9262	OPERATING SUPPLIES	100-200-743000	TRI TECH FORENSICS - SPIT G...	94.75
02/03/2026	122025-9262	JANITORIAL SUPPLIES	100-200-745000	WALMART - AIR FRESHENER	7.96
02/04/2026	012026-4984	TRAVEL AND TRAINING	204-300-725000	DOMINOS - CREW MEALS	22.94
02/04/2026	012026-4984	TRAVEL AND TRAINING	204-300-725000	PETES - CREW MEALS	13.57
02/04/2026	012026-9197	TRAVEL AND TRAINING	204-300-725000	DAYLIGHT DONUTS - SAUSAGE..	98.26
02/04/2026	012026-9197	TRAVEL AND TRAINING	204-300-725000	DOLLAR GENERAL - DRINKS (S...	23.72
02/04/2026	012026-9197	TRAVEL AND TRAINING	204-300-725000	DOMINOS - 8 LG PIZZAS (SN...	69.93
02/04/2026	012026-9197	EQUIPMENT / VEHICLE MAINT...	204-300-742000	AMAZON - PROPORTIONING ...	54.43
02/04/2026	012026-9197	OPERATING SUPPLIES	204-300-743000	AMAZON - GRADE ROD	45.88
02/04/2026	012026-9197	OPERATING SUPPLIES	204-300-743000	SNAP ON - BRAKE DOUBLE FL...	260.96
02/04/2026	012026-9197	OPERATING SUPPLIES	204-300-743000	AMAZON - GB70 JUMP PACK (...	381.48
02/04/2026	012026-9197	UNIFORMS AND CLOTHING	204-300-747000	AMAZON - REDCAP SHIRT (CH...	80.36
02/04/2026	012026-9197	UNIFORMS AND CLOTHING	204-300-747000	AMAZON - SAFETY VESTS (PA...	116.09
02/04/2026	012026-9197	UNIFORMS AND CLOTHING	204-300-747000	AMAZON - REDCAP SHIRT (CH...	27.57
02/04/2026	012026-9197	BOOKS AND SUBSCRIPTIONS	204-300-748000	SNAP ON - MONTHLY SUBSCR...	127.74
Vendor DBA 57635 - CARD SERVICES Total:					54,181.10
Vendor DBA: 61758 - CDL ELECTRIC					
01/05/2026	W39676	MAINTENANCE AGREEMENT	204-300-727004	REPAIRS TO CROSSWALK ON ...	1,633.39
01/05/2026	W39678	OPERATING SUPPLIES	204-300-743000	CS 12" GREEN ARROW TRAFFI...	479.74
Vendor DBA 61758 - CDL ELECTRIC Total:					2,113.13
Vendor DBA: 03318 - CINTAS CORPORATION					
02/03/2026	4258310467	JANITORIAL SUPPLIES	100-190-745000	2026: CTY HALL BIWKLY MAT ...	16.53
02/03/2026	4258310467	JANITORIAL SUPPLIES	711-520-745000	2026: CTY HALL BIWKLY MAT ...	16.53
02/03/2026	4258310467	JANITORIAL SUPPLIES	712-555-745000	2026: CTY HALL BIWKLY MAT ...	16.54
Vendor DBA 03318 - CINTAS CORPORATION Total:					49.60
Vendor DBA: 03667 - CRAW KAN TELEPHONE COOP INC					
02/01/2026	1818SZ10501.116	UTILITY - TELEPHONE	207-220-723004	2026: BBCO 911 MONTHLY C...	140.00
02/05/2026	022026	UTILITY - TELEPHONE	100-190-723004	CITY HALL (50 CHANNELS) RE...	863.02
02/05/2026	022026	CONTRACTUAL SERVICES	100-190-727012	LIBRARY 1	61.65
02/05/2026	022026	CONTRACTUAL SERVICES	100-190-727012	LIBRARY 2	61.65
02/05/2026	022026	CONTRACTUAL SERVICES	100-190-727012	CITY HALL INTRNET: SPLIT (100..	687.66

Expense Approval Report

Payment Dates: 1/31/2026 - 2/10/2026

Payable Date	Payable Number	Account Name	Account Number	Description (Item)	Amount
02/05/2026	022026	CONTRACTUAL SERVICES	100-210-727012	FIRE STATION #2	61.66
02/05/2026	022026	CONTRACTUAL SERVICES	100-400-727012	TRANSPARENT LAN SERVICE T...	80.00
02/05/2026	022026	UTILITY - CABLE	100-430-723003	CKTV . . BRCC CABLE	142.12
02/05/2026	022026	CONTRACTUAL SERVICES	100-430-727012	TRANSPARENT LAN SERVICE T...	61.56
02/05/2026	022026	UTILITY - CABLE	219-425-723003	CKTV . . . GOLF COURSE CABLE	170.11
02/05/2026	022026	UTILITY - TELEPHONE	711-520-723004	CITY HALL (50 CHANNELS) RE...	863.03
02/05/2026	022026	CONTRACTUAL SERVICES	711-520-727012	CITY HALL INTRNET: SPLIT (100..	687.67
02/05/2026	022026	UTILITY - TELEPHONE	712-555-723004	CITY HALL (50 CHANNELS) RE...	863.03
02/05/2026	022026	CONTRACTUAL SERVICES	712-555-727012	CITY HALL INTRNET: SPLIT (100..	687.67
Vendor DBA 03667 - CRAW KAN TELEPHONE COOP INC Total:					5,430.83
Vendor DBA: 57986 - DOUGLAS PUMP SERVICE INC					
12/16/2025	19819-00	OPERATING SUPPLIES	711-510-743000	SKIM CUT IMPELLER RING RE...	1,650.00
Vendor DBA 57986 - DOUGLAS PUMP SERVICE INC Total:					1,650.00
Vendor DBA: 04322 - DUROSSETTES TIRE SERVICE					
01/27/2026	085886	EQUIPMENT / VEHICLE MAINT...	204-300-742000	11R 22.5 TIRE (2)	738.00
Vendor DBA 04322 - DUROSSETTES TIRE SERVICE Total:					738.00
Vendor DBA: 06265 - FORT SCOTT RECREATION COMMISSION					
01/16/2026	010926-011526	CONTRACTUAL SERVICES	218-000-727012	RECREATION PAYMENT (01-09...	275.00
01/23/2026	011626-012226	CONTRACTUAL SERVICES	218-000-727012	RECREATION PAYMENT 01-16...	2,749.00
01/30/2026	012326-012926	CONTRACTUAL SERVICES	218-000-727012	RECREATION PAYMENT (01-23...	170.00
Vendor DBA 06265 - FORT SCOTT RECREATION COMMISSION Total:					3,194.00
Vendor DBA: 64926 - FORT SCOTT TRIBUNE INC					
01/24/2026	FSCD00162666	LEGAL PUBLICATIONS	100-190-724000	PLANNING COM PUBLIC HEAR...	13.88
Vendor DBA 64926 - FORT SCOTT TRIBUNE INC Total:					13.88
Vendor DBA: 60396 - GENERAL MACHINERY & SUPPLY CO					
01/23/2026	PIT-530045	MISCELLANEOUS COMMODITI...	712-550-750000	NITRILE BLK GLV XL, MED 6 MI...	64.97
Vendor DBA 60396 - GENERAL MACHINERY & SUPPLY CO Total:					64.97
Vendor DBA: 54375 - GORDON PARKS MUSEUM					
01/29/2026	012926	ADVERTISING	208-165-727002	NEWSPAPER, RADIO, PRINT, ...	1,100.00
Vendor DBA 54375 - GORDON PARKS MUSEUM Total:					1,100.00
Vendor DBA: 57823 - HAWKINS INC					
01/29/2026	7320924	CHEMICALS	711-500-752000	2026 OPEN PURCHASE ORDER	6,761.64
Vendor DBA 57823 - HAWKINS INC Total:					6,761.64
Vendor DBA: 08220 - HEIDRICKS TRUE VALUE					
12/31/2025	B231511	BUILDING MAINTENANCE	100-200-741000	BATHRM FAN 50CFM	23.99
12/31/2025	B231513	BUILDING MAINTENANCE	100-200-741000	BATH FAN LED UPGRADE KIT	48.99
01/02/2026	A302256	OPERATING SUPPLIES	711-510-743000	MP 1/3HP SUB SUMP PUMP, 1..	286.98
01/05/2026	A302357	MISCELLANEOUS COMMODITI...	219-427-750000	LB 2.5"8D BRT COMM NAIL, 10..	13.98
01/06/2026	A302378	MISCELLANEOUS COMMODITI...	100-400-750000	HARDWARE MISC	2.64
01/06/2026	A302381	EQUIPMENT / VEHICLE MAINT...	204-300-742000	88" STARTER ROPE/HANDLE	8.49
01/06/2026	B231562	MISCELLANEOUS COMMODITI...	712-550-750000	100CT ANTIBAC WIPES, DURA ...	18.48
01/08/2026	A302465	OPERATING SUPPLIES	100-310-743000	BN PERF FIT TANK LEVER	33.98
01/12/2026	A231653	OPERATING SUPPLIES	204-300-743000	2PK N95 DUST RESPRIRATOR	9.49
01/12/2026	A302589	MISCELLANEOUS COMMODITI...	219-427-750000	8PK D ALK BATTERY	47.98
01/12/2026	B231661	MACHINERY AND EQUIPMENT	202-210-764000	3/16-7/2" #4 STEP BIT, 6" IMP...	169.45
01/13/2026	B231678	MISCELLANEOUS COMMODITI...	100-210-750000	1/2X6 PIPE INSULKATION	2.79
01/14/2026	A302641	OPERATING SUPPLIES	712-550-743000	ME25' 16/3 ORG EXT CORD	17.99
01/14/2026	A302650	EQUIPMENT / VEHICLE MAINT...	711-500-742000	1/4X50' REFRIG TUBE, 1/4" BR...	48.35
01/14/2026	B231691	MISCELLANEOUS COMMODITI...	100-210-750000	LTHR PLIERS NARR POUCH	16.99
01/15/2026	A302684	MISCELLANEOUS COMMODITI...	100-210-750000	SL GD 3PK POLY BRUSHES, HA...	24.56
01/20/2026	A302842	MISCELLANEOUS COMMODITI...	219-427-750000	HARDWARE MISC (12)	6.00
01/21/2026	A302879	MISCELLANEOUS COMMODITI...	219-427-750000	15A 125V ORG CONNECTOR	8.49
01/21/2026	C49914	OPERATING SUPPLIES	204-300-743000	SAW CHAIN 3/8" PIC 50LK	25.00
01/22/2026	A302957	OPERATING SUPPLIES	712-550-743000	UTILITY HEATER	19.99
01/23/2026	B231810	OPERATING SUPPLIES	204-300-743000	L DRAIN BUILDUP, 20OZ DRAI...	22.98
Vendor DBA 08220 - HEIDRICKS TRUE VALUE Total:					857.59

Expense Approval Report

Payment Dates: 1/31/2026 - 2/10/2026

Payable Date	Payable Number	Account Name	Account Number	Description (Item)	Amount
Vendor DBA: 08260 - HENRY KRAFT INC					
01/21/2026	481799	JANITORIAL SUPPLIES	100-430-745000	CLEANING SUPPLIES . . . BRCC	146.14
01/28/2026	482107	JANITORIAL SUPPLIES	100-430-745000	CLEANING SUPPLIES . . . BRCC	160.60
Vendor DBA 08260 - HENRY KRAFT INC Total:					306.74
Vendor DBA: 53767 - JUDYS IRON & METAL INC					
01/27/2026	71595	BUILDING MAINTENANCE	711-500-741000	1-1/2" SWT CAP, SANDCLOTH ...	8.39
Vendor DBA 53767 - JUDYS IRON & METAL INC Total:					8.39
Vendor DBA: 11010 - K & K AUTO PARTS INC					
01/15/2026	52372	OPERATING SUPPLIES	204-300-743000	UNIV ANTIFREEZE, WINDSHIE...	98.88
01/26/2026	52535	EQUIPMENT / VEHICLE MAINT...	204-300-742000	BLADE - PAIL TRACTOR HYD	89.90
01/26/2026	52537	EQUIPMENT / VEHICLE MAINT...	204-300-742000	UNIT 220 - 3/8X1/2X1/16 O R...	114.45
01/26/2026	52632	EQUIPMENT / VEHICLE MAINT...	204-300-742000	UNIT 283 - INV 52630	-18.00
01/29/2026	52630	EQUIPMENT / VEHICLE MAINT...	204-300-742000	UNIT 283 - GRP 31 POST TYPE ...	176.95
Vendor DBA 11010 - K & K AUTO PARTS INC Total:					462.18
Vendor DBA: 54385 - KANSAS GAS SERVICE					
02/05/2026	012026	UTILITY - GAS	100-190-723001	GAS SERVICE (STMT DATE: 01...	77.11
02/05/2026	012026	UTILITY - GAS	100-210-723001	GAS SERVICE (STMT DATE: 01...	425.37
02/05/2026	012026	UTILITY - GAS	100-210-723001	GAS SERVICE (STMT DATE: 01...	484.61
02/05/2026	012026	UTILITY - GAS	100-230-723001	GAS SERVICE (STMT DATE: 01...	469.81
02/05/2026	012026	UTILITY - GAS	100-400-723001	GAS SERVICE (STMT DATE: 01...	286.67
02/05/2026	012026	UTILITY - GAS	100-405-723001	GAS SERVICE (STMT DATE: 01...	776.35
02/05/2026	012026	NEW GYMNASIUM - SPLIT EXP...	100-430-727019	GAS SERVICE (STMT DATE: 01...	1,722.34
02/05/2026	012026	UTILITY - GAS	219-425-723001	GAS SERVICE (STMT DATE: 01...	221.22
02/05/2026	012026	UTILITY - GAS	711-500-723001	GAS SERVICE (STMT DATE: 01...	638.86
02/05/2026	012026	UTILITY - GAS	711-520-723001	GAS SERVICE (STMT DATE: 01...	77.11
02/05/2026	012026	UTILITY - GAS	712-540-723001	GAS SERVICE (STMT DATE: 01...	1,122.61
02/05/2026	012026	UTILITY - GAS	712-555-723001	GAS SERVICE (STMT DATE: 01...	77.12
Vendor DBA 54385 - KANSAS GAS SERVICE Total:					6,379.18
Vendor DBA: 11280 - KEY EQUIPMENT & SUPPLY CO					
01/07/2026	KC220199	OPERATING SUPPLIES	712-550-743000	FOOTAGE COUNTER VACTOR ...	679.34
Vendor DBA 11280 - KEY EQUIPMENT & SUPPLY CO Total:					679.34
Vendor DBA: VEN01436 - KIESELER POLICE SUPPLY					
02/05/2026	INV0016116	K-9 UNIT EXPENSES	941-000-727020	GLOCK GEN5 9MM AIMPOINT...	13,216.69
Vendor DBA VEN01436 - KIESELER POLICE SUPPLY Total:					13,216.69
Vendor DBA: 11340 - KIRKLAND WELDING SUPPLIES INC					
01/22/2026	999051	GAS AND OIL	100-400-746000	PROPANE	52.29
Vendor DBA 11340 - KIRKLAND WELDING SUPPLIES INC Total:					52.29
Vendor DBA: VEN01197 - KMJK-FM, KCHZ-FM, KCFX-FM, KCJK-FM, KCMO AM/FM, JACK-FM, KCMO-FM HD2					
01/31/2026	AA4404529	ADVERTISING	208-165-727002	C-SUITE	75.00
01/31/2026	AA4404654	ADVERTISING	208-165-727002	BOOST ESSENTIAL	199.00
Vendor DBA VEN01197 - KMJK-FM, KCHZ-FM, KCFX-FM, KCJK-FM, KCMO AM/FM, JACK-FM, KCMO-FM HD2 Total:					274.00
Vendor DBA: 65328 - LACAL EQUIPMENT INC					
01/26/2026	0443904-IN	OPERATING SUPPLIES	204-300-743000	3' CARBIDE PLOW BLADES, 4' ...	9,368.48
Vendor DBA 65328 - LACAL EQUIPMENT INC Total:					9,368.48
Vendor DBA: 55116 - LINDE INC					
01/31/2026	54750955	CHEMICALS	711-500-752000	2026: OPEN PO CHEMICAL (L...	3,698.25
02/01/2026	54661068	CHEMICALS	711-500-752000	2026: OPEN PO CHEMICAL (L...	1,496.25
Vendor DBA 55116 - LINDE INC Total:					5,194.50
Vendor DBA: 12210 - LOCKWOOD MOTOR SUPPLY INC					
01/26/2026	5201-443559	EQUIPMENT / VEHICLE MAINT...	204-300-742000	UNIT 252 - RTV ULT BLK HI TE...	21.86
01/26/2026	5201-443563	EQUIPMENT / VEHICLE MAINT...	204-300-742000	UNIT 220 - OIL FILTER	40.83
01/26/2026	5201-443571	EQUIPMENT / VEHICLE MAINT...	204-300-742000	UNIT 220 - AIR FILTER	85.56
01/26/2026	5201-443572	EQUIPMENT / VEHICLE MAINT...	204-300-742000	UNIT 220 - AIR FILTER HD, AIR ...	-8.28
01/28/2026	5201-443643	EQUIPMENT / VEHICLE MAINT...	204-300-742000	UNIT 230 - ENGINE OIL FILTER	23.24
01/29/2026	5201-443695	EQUIPMENT / VEHICLE MAINT...	204-300-742000	UNIT 283 - BATTERY TERMINAL	10.44
01/29/2026	5201-443714	EQUIPMENT / VEHICLE MAINT...	204-300-742000	UNIT 268 - LUBE	75.70
01/29/2026	5201-443716	EQUIPMENT / VEHICLE MAINT...	208-165-742000	UNIT 840 - LUBE/HYDRAULIC, ...	438.80

Expense Approval Report

Payment Dates: 1/31/2026 - 2/10/2026

Payable Date	Payable Number	Account Name	Account Number	Description (Item)	Amount
01/30/2026	5201-443729	EQUIPMENT / VEHICLE MAINT...	208-165-742000	UNIT 840 - TUBE GREASE	61.50
01/30/2026	5201-443738	EQUIPMENT / VEHICLE MAINT...	204-300-742000	UNIT 270 - LUBE	75.70
01/30/2026	5201-443742	EQUIPMENT / VEHICLE MAINT...	219-427-742000	OIL FILTER, LUBE, OIL FILTER, ...	147.51
02/02/2026	5201-443807	EQUIPMENT / VEHICLE MAINT...	219-427-742000	LUBE, OIL FILTER, CONV OIL	105.77
02/03/2026	5201-443870	EQUIPMENT / VEHICLE MAINT...	219-427-742000	12OZ, LUBE, OIL FILTER, FUEL	85.09
Vendor DBA 12210 - LOCKWOOD MOTOR SUPPLY INC Total:					1,163.72

Vendor DBA: 55496 - MAYCO ACE HARDWARE

01/02/2026	266771	OPERATING SUPPLIES	219-427-743000	ROTARY TURBINE SPRNKL, A...	40.97
01/05/2026	266981	OPERATING SUPPLIES	219-427-743000	IMPULSE SPRNKL, BLU 43'	27.99
01/13/2026	267477	EQUIPMENT / VEHICLE MAINT...	204-300-742000	PAINT PREP RESP N95 2PK	9.99
01/16/2026	267645	BUILDING MAINTENANCE	711-500-741000	ACE RSTP SPRY RED PRM15OZ,	23.96
01/17/2026	267704	OPERATING SUPPLIES	711-510-743000	HANDHELD FERTLZR SPRDR, R...	87.97
01/20/2026	267870	JANITORIAL SUPPLIES	100-430-745000	BRCC - BATHRM SPPLIES	57.60
01/20/2026	267873	OPERATING SUPPLIES	711-510-743000	PLIER GROOVE LOCK 10", 12' ...	77.97
01/22/2026	267986	OPERATING SUPPLIES	712-540-743000	SPECIALIST PENET, PLUMBING...	16.51
01/23/2026	268073	OPERATING SUPPLIES	204-300-743000	SCOUR PAD HVY DTY 4X6PK3	7.98
01/23/2026	268086	MISCELLANEOUS COMMODITI...	711-510-750000	CLNR SIMPLE GRN, DAWN DSH..	145.05
01/23/2026	268123	MISCELLANEOUS COMMODITI...	712-540-750000	ACE RSTP SPRY RED PRM15OZ,..	11.98
01/27/2026	268321	BUILDING MAINTENANCE	711-500-741000	RSTP SPRY REDPRM15OZ, PL...	12.58
Vendor DBA 55496 - MAYCO ACE HARDWARE Total:					520.55

Vendor DBA: 13440 - MILLER FEED & OIL INC

01/30/2026	192836	OPERATING SUPPLIES	204-300-743000	REED BOOT GLACIER BLK 13	139.99
Vendor DBA 13440 - MILLER FEED & OIL INC Total:					139.99

Vendor DBA: 45981 - MODERN COPY SYSTEMS

12/05/2025	60832	MAINTENANCE AGREEMENT	100-220-727004	COPIES MADE UNDER MONTH...	211.00
12/05/2025	60833	MAINTENANCE AGREEMENT	100-200-727004	MONTHLY CONTRACT: BLACK...	24.35
12/05/2025	60833	MAINTENANCE AGREEMENT	100-210-727004	MONTHLY CONTRACT: BLACK...	24.36
Vendor DBA 45981 - MODERN COPY SYSTEMS Total:					259.71

Vendor DBA: 14099 - NELSON QUARRIES INC

01/27/2026	11053	OPERATING SUPPLIES	204-300-743000	ALL TYPES BASE ROCK	1,975.41
Vendor DBA 14099 - NELSON QUARRIES INC Total:					1,975.41

Vendor DBA: VEN01470 - NIECE EQUIPMENT, LP

02/02/2026	INV0016102	MACHINERY AND EQUIPMENT	210-300-764000	2022 INTERNATIONAL WATER...	64,850.00
Vendor DBA VEN01470 - NIECE EQUIPMENT, LP Total:					64,850.00

Vendor DBA: 14200 - NUSS AND FARMER PA

01/08/2026	INV0016101	CONTRACTUAL SERVICES	100-120-727012	2025 CITY ATTORNEY CONTR...	4,944.00
02/02/2026	INV0016100	CONTRACTUAL SERVICES	100-120-727012	2026: CITY ATTORNEY CONTR...	4,944.00
Vendor DBA 14200 - NUSS AND FARMER PA Total:					9,888.00

Vendor DBA: 15087 - O REILLY AUTO PARTS

01/23/2026	0198-388415	OPERATING SUPPLIES	204-300-743000	STARTR FLUID (2)	15.98
01/23/2026	0198-388447	EQUIPMENT / VEHICLE MAINT...	204-300-742000	O REILLY DEF	45.80
01/23/2026	0198-388466	EQUIPMENT / VEHICLE MAINT...	711-510-742000	LED CAPSULE	89.77
01/23/2026	0198-388510	EQUIPMENT / VEHICLE MAINT...	204-300-742000	LED WORK, EXTENSION, ADAP...	61.05
01/23/2026	0198-388517	EQUIPMENT / VEHICLE MAINT...	204-300-742000	OIL FLT TUBE	44.40
01/25/2026	0198-388720	EQUIPMENT / VEHICLE MAINT...	204-300-742000	BATTERY, CORE CHR, EXCHNG	393.98
01/25/2026	0198-388721	OPERATING SUPPLIES	204-300-743000	BATT BRUSH	7.99
01/28/2026	0198-388999	EQUIPMENT / VEHICLE MAINT...	204-300-742000	NEW MAF, HD AIR FLTR, BATT...	530.35
01/28/2026	0198-389026	EQUIPMENT / VEHICLE MAINT...	204-300-742000	CORE RETURN	-44.00
01/29/2026	0198-389101	OPERATING SUPPLIES	711-510-743000	ELECTR CLNR (2)	29.98
01/30/2026	0198-389186	EQUIPMENT / VEHICLE MAINT...	711-510-742000	NEW MAF, 6QT, MAF SEN	135.38
01/30/2026	0198-389191	EQUIPMENT / VEHICLE MAINT...	711-510-742000	MAF SEN CN	-24.17
Vendor DBA 15087 - O REILLY AUTO PARTS Total:					1,286.51

Vendor DBA: 15008 - OBRIEN ROCK CO INC

01/22/2026	145251	OPERATING SUPPLIES	204-300-743000	4000 AIR, WNTR FEE, CALCIU...	940.75
Vendor DBA 15008 - OBRIEN ROCK CO INC Total:					940.75

Expense Approval Report

Payment Dates: 1/31/2026 - 2/10/2026

Payable Date	Payable Number	Account Name	Account Number	Description (Item)	Amount
Vendor DBA: 65697 - OLATHE WINWATER WORKS CO					
12/31/2025	21059601	OPERATING SUPPLIES	711-510-743000	NYLON COATED TAP SADDLE	45.00
Vendor DBA 65697 - OLATHE WINWATER WORKS CO Total:					45.00
Vendor DBA: 16008 - PACE ANALYTICAL SERVICES INC					
01/29/2026	2660241497	LAB TESTING	712-540-727025	2026: OPEN PO WEEKLY & M...	1,336.00
01/30/2026	2660241517	LAB TESTING	712-540-727025	2026: OPEN PO WEEKLY & M...	734.00
Vendor DBA 16008 - PACE ANALYTICAL SERVICES INC Total:					2,070.00
Vendor DBA: VEN01092 - PLAYScape RECREATION LLC					
10/21/2025	2062	CONTRACTUAL SERVICES	711-510-727012	WINTERIZATION OF SPLASH P...	1,800.00
Vendor DBA VEN01092 - PLAYScape RECREATION LLC Total:					1,800.00
Vendor DBA: 64482 - WHITAKER AGGREGATES INC					
10/31/2025	66621	IMPROVEMENTS	210-000-763000	COMMERICAL ASPHALT	79,349.90
11/30/2025	67023	IMPROVEMENTS	204-300-763000	COMMERICAL ASPHALT	50,319.50
11/30/2025	67023	IMPROVEMENTS	210-000-763000	COMMERICAL ASPHALT	27,790.70
Vendor DBA 64482 - WHITAKER AGGREGATES INC Total:					157,460.10
Grand Total:					363,090.91

Report Summary

Fund Summary

Fund	Payment Amount
100 - GENERAL FUND	44,715.56
202 - PUBLIC SAFETY EQUIPMENT	169.45
203 - ECONOMIC DEVELOPMENT	445.52
204 - SPECIAL STREETS AND HIGHWAYS	82,099.97
207 - E911 TELEPHONE TAX	946.98
208 - CONVENTION AND VISITORS BUREAU	3,755.19
210 - STREETS SALES TAX	172,190.71
215 - LAND BANK	21.52
218 - RECREATION	3,194.00
219 - GOLF COURSE	3,424.81
337 - Municipalities Fight Addiction (Opioid) Fund	242.00
709 - STORMWATER CAPITAL RESERVE	311.15
711 - WATER UTILITY	22,258.65
712 - WASTEWATER UTILITY	16,063.72
941 - LAW ENFORCEMENT TRUST	13,216.69
951 - CONCERT SERIES FUND	34.99
Grand Total:	363,090.91

Account Summary

Account Number	Account Name	Payment Amount
100-100-750000	MISCELLANEOUS COM...	75.00
100-110-725000	TRAVEL AND TRAINING	191.43
100-110-748000	BOOKS AND SUBSCRIPTI...	65.76
100-120-725000	TRAVEL AND TRAINING	75.00
100-120-727012	CONTRACTUAL SERVICES	9,888.00
100-130-724000	LEGAL PUBLICATIONS	72.98
100-130-725000	TRAVEL AND TRAINING	159.70
100-140-725000	TRAVEL AND TRAINING	1,231.24
100-140-748000	BOOKS AND SUBSCRIPTI...	209.04
100-140-750000	MISCELLANEOUS COM...	178.29
100-150-725000	TRAVEL AND TRAINING	1,500.22
100-150-726000	DUES AND MEMBERSHI...	264.02
100-150-744000	OFFICE SUPPLIES	100.78
100-150-748000	BOOKS AND SUBSCRIPTI...	0.99
100-170-726000	DUES AND MEMBERSHI...	100.00
100-170-744000	OFFICE SUPPLIES	40.79
100-190-713000	ADMINISTRATION FEE	0.72
100-190-723001	UTILITY - GAS	77.11
100-190-723004	UTILITY - TELEPHONE	863.02
100-190-724000	LEGAL PUBLICATIONS	13.88
100-190-727005	TRASH / RECYCLING	22.34
100-190-727012	CONTRACTUAL SERVICES	810.96
100-190-727016	LICENSE / PERMIT	131.25
100-190-744000	OFFICE SUPPLIES	133.76
100-190-745000	JANITORIAL SUPPLIES	16.53
100-190-748000	BOOKS AND SUBSCRIPTI...	26.97
100-190-750000	MISCELLANEOUS COM...	1,110.86
100-190-750001	PENALTIES	162.92
100-190-750004	FIRST AID	18.75
100-200-725000	TRAVEL AND TRAINING	1,582.28
100-200-727004	MAINTENANCE AGREEM...	24.35
100-200-727012	CONTRACTUAL SERVICES	100.00
100-200-741000	BUILDING MAINTENANCE	72.98
100-200-743000	OPERATING SUPPLIES	934.13
100-200-744000	OFFICE SUPPLIES	409.94
100-200-745000	JANITORIAL SUPPLIES	186.17
100-200-747000	UNIFORMS AND CLOTHI...	555.14

Account Summary

Account Number	Account Name	Payment Amount
100-200-754000	FIRE ARM & SUPPLIES	303.37
100-200-764000	MACHINERY AND EQUI...	584.00
100-210-723001	UTILITY - GAS	909.98
100-210-725000	TRAVEL AND TRAINING	4,100.05
100-210-727004	MAINTENANCE AGREEM...	24.36
100-210-727005	TRASH / RECYCLING	139.00
100-210-727012	CONTRACTUAL SERVICES	61.66
100-210-741000	BUILDING MAINTENANCE	287.50
100-210-742000	EQUIPMENT / VEHICLE ...	41.76
100-210-744000	OFFICE SUPPLIES	342.60
100-210-745000	JANITORIAL SUPPLIES	491.46
100-210-746000	GAS AND OIL	112.92
100-210-747000	UNIFORMS AND CLOTHI...	847.90
100-210-748000	BOOKS AND SUBSCRIPTI...	187.68
100-210-750000	MISCELLANEOUS COM...	1,755.87
100-210-764000	MACHINERY AND EQUI...	484.64
100-220-725000	TRAVEL AND TRAINING	563.05
100-220-727004	MAINTENANCE AGREEM...	211.00
100-220-741000	BUILDING MAINTENANCE	128.29
100-220-744000	OFFICE SUPPLIES	133.67
100-220-764000	MACHINERY AND EQUI...	584.00
100-230-723001	UTILITY - GAS	469.81
100-310-723004	UTILITY - TELEPHONE	828.12
100-310-727005	TRASH / RECYCLING	117.00
100-310-743000	OPERATING SUPPLIES	33.98
100-310-750000	MISCELLANEOUS COM...	5.47
100-400-723001	UTILITY - GAS	286.67
100-400-727005	TRASH / RECYCLING	117.00
100-400-727012	CONTRACTUAL SERVICES	80.00
100-400-742000	EQUIPMENT / VEHICLE ...	25.90
100-400-743000	OPERATING SUPPLIES	489.52
100-400-746000	GAS AND OIL	52.29
100-400-750000	MISCELLANEOUS COM...	2.64
100-405-723001	UTILITY - GAS	776.35
100-405-727005	TRASH / RECYCLING	82.00
100-410-727005	TRASH / RECYCLING	57.00
100-430-723003	UTILITY - CABLE	142.12
100-430-727005	TRASH / RECYCLING	87.00
100-430-727012	CONTRACTUAL SERVICES	1,185.64
100-430-727019	NEW GYMNASIUM - SPLI...	1,722.34
100-430-743000	OPERATING SUPPLIES	969.00
100-430-744000	OFFICE SUPPLIES	291.76
100-430-745000	JANITORIAL SUPPLIES	1,629.25
100-430-749000	CONCESSION SUPPLIES	1,470.43
100-440-727005	TRASH / RECYCLING	67.00
100-440-763000	IMPROVEMENTS	25.21
202-210-764000	MACHINERY AND EQUI...	169.45
203-160-725000	TRAVEL AND TRAINING	161.72
203-160-727012	CONTRACTUAL SERVICES	21.00
203-160-744000	OFFICE SUPPLIES	53.82
203-160-748000	BOOKS AND SUBSCRIPTI...	208.98
204-300-725000	TRAVEL AND TRAINING	650.54
204-300-727004	MAINTENANCE AGREEM...	1,633.39
204-300-727005	TRASH / RECYCLING	43.50
204-300-727016	LICENSE / PERMIT	43.00
204-300-742000	EQUIPMENT / VEHICLE ...	7,967.28
204-300-743000	OPERATING SUPPLIES	18,913.23
204-300-746000	GAS AND OIL	1,251.72

Account Summary

Account Number	Account Name	Payment Amount
204-300-747000	UNIFORMS AND CLOTHI...	553.93
204-300-748000	BOOKS AND SUBSCRIPTI...	377.22
204-300-763000	IMPROVEMENTS	50,666.16
207-220-723004	UTILITY - TELEPHONE	946.98
208-165-725000	TRAVEL AND TRAINING	-22.66
208-165-727002	ADVERTISING	2,218.57
208-165-742000	EQUIPMENT / VEHICLE ...	500.30
208-165-748000	BOOKS AND SUBSCRIPTI...	208.98
208-165-750000	MISCELLANEOUS COM...	850.00
210-000-763000	IMPROVEMENTS	107,140.60
210-300-742000	EQUIPMENT / VEHICLE ...	26.78
210-300-743000	OPERATING SUPPLIES	173.33
210-300-764000	MACHINERY AND EQUI...	64,850.00
215-000-727012	CONTRACTUAL SERVICES	21.52
218-000-727012	CONTRACTUAL SERVICES	3,194.00
219-425-723001	UTILITY - GAS	221.22
219-425-723003	UTILITY - CABLE	170.11
219-425-727005	TRASH / RECYCLING	57.00
219-425-741000	BUILDING MAINTENANCE	823.15
219-425-742000	EQUIPMENT / VEHICLE ...	49.96
219-425-743000	OPERATING SUPPLIES	35.99
219-425-748000	BOOKS AND SUBSCRIPTI...	110.00
219-425-749000	CONCESSION SUPPLIES	873.13
219-425-750000	MISCELLANEOUS COM...	355.33
219-427-742000	EQUIPMENT / VEHICLE ...	338.37
219-427-742001	IRRIGATION SYSTEM MA...	157.21
219-427-743000	OPERATING SUPPLIES	68.96
219-427-749000	CONCESSION SUPPLIES	87.93
219-427-750000	MISCELLANEOUS COM...	76.45
337-200-750000	MISCELLANEOUS COM...	242.00
709-560-763000	IMPROVEMENTS	311.15
711-500-723001	UTILITY - GAS	638.86
711-500-725000	TRAVEL AND TRAINING	53.21
711-500-727005	TRASH / RECYCLING	57.00
711-500-741000	BUILDING MAINTENANCE	44.93
711-500-742000	EQUIPMENT / VEHICLE ...	369.99
711-500-744000	OFFICE SUPPLIES	88.76
711-500-750000	MISCELLANEOUS COM...	207.31
711-500-752000	CHEMICALS	11,956.14
711-500-764000	MACHINERY AND EQUI...	899.13
711-510-725000	TRAVEL AND TRAINING	39.56
711-510-727005	TRASH / RECYCLING	43.50
711-510-727012	CONTRACTUAL SERVICES	1,800.00
711-510-742000	EQUIPMENT / VEHICLE ...	1,051.45
711-510-743000	OPERATING SUPPLIES	2,556.83
711-510-744000	OFFICE SUPPLIES	42.49
711-510-750000	MISCELLANEOUS COM...	292.89
711-520-723001	UTILITY - GAS	77.11
711-520-723004	UTILITY - TELEPHONE	863.03
711-520-727005	TRASH / RECYCLING	22.33
711-520-727012	CONTRACTUAL SERVICES	687.67
711-520-744000	OFFICE SUPPLIES	133.76
711-520-745000	JANITORIAL SUPPLIES	16.53
711-520-748000	BOOKS AND SUBSCRIPTI...	26.99
711-520-750000	MISCELLANEOUS COM...	16.99
711-530-725000	TRAVEL AND TRAINING	190.19
711-530-727005	TRASH / RECYCLING	82.00
712-540-723001	UTILITY - GAS	1,122.61

Account Summary

Account Number	Account Name	Payment Amount
712-540-725000	TRAVEL AND TRAINING	122.42
712-540-726000	DUES AND MEMBERSHI...	20.00
712-540-727005	TRASH / RECYCLING	57.00
712-540-727016	LICENSE / PERMIT	570.88
712-540-727025	LAB TESTING	2,070.00
712-540-741000	BUILDING MAINTENANCE	251.64
712-540-743000	OPERATING SUPPLIES	96.11
712-540-744000	OFFICE SUPPLIES	289.59
712-540-745000	JANITORIAL SUPPLIES	346.86
712-540-746000	GAS AND OIL	28.50
712-540-750000	MISCELLANEOUS COM...	11.98
712-540-752100	LAB CHEMICALS	157.44
712-550-725000	TRAVEL AND TRAINING	50.05
712-550-727005	TRASH / RECYCLING	57.00
712-550-742000	EQUIPMENT / VEHICLE ...	273.02
712-550-743000	OPERATING SUPPLIES	4,554.04
712-550-750000	MISCELLANEOUS COM...	121.22
712-555-723001	UTILITY - GAS	77.12
712-555-723004	UTILITY - TELEPHONE	863.03
712-555-727005	TRASH / RECYCLING	22.33
712-555-727012	CONTRACTUAL SERVICES	4,706.55
712-555-744000	OFFICE SUPPLIES	133.81
712-555-745000	JANITORIAL SUPPLIES	16.54
712-555-748000	BOOKS AND SUBSCRIPTI...	26.99
712-555-750000	MISCELLANEOUS COM...	16.99
941-000-727020	K-9 UNIT EXPENSES	13,216.69
951-165-727031	EVENT EXPENSE	34.99
	Grand Total:	363,090.91

Project Account Summary

Project Account Key	Payment Amount
None	363,090.91
Grand Total:	363,090.91

Ad Valorem Tax 5 Year Analysis

	2022	2023	2024	2025	2026	2026 Budget	2026 % Received
General	\$ 1,828,099	\$ 1,910,751	\$ 1,989,015	\$ 2,079,306	\$ 1,043,534	\$ 2,010,022	52%
Library	\$ 282,006	\$ 277,191	\$ 282,059	\$ 299,680	\$ 158,780	\$ 317,738	50%
Public Safety	\$ -	\$ 83,114	\$ 100,291	\$ 103,949	\$ 59,436	\$ 114,724	52%
Econ Dev	\$ -	\$ -	\$ -	\$ -	\$ -	\$ -	0%
Debt Service	\$ 306,419	\$ 169,131	\$ 21,431	\$ 15,238	\$ 51	\$ -	#DIV/0!
	<u>\$ 2,416,524</u>	<u>\$ 2,440,188</u>	<u>\$ 2,392,795</u>	<u>\$ 2,498,174</u>	<u>\$ 1,261,801</u>	<u>\$ 2,442,484</u>	<u>52%</u>

General	2022	2023	2024	2025	2026	
Jan	\$ 977,331	\$ 957,280	\$ 974,918	\$ 1,075,865	\$ 1,043,534	
Mar	\$ 30,370	\$ 115,180	\$ 195,227	\$ 135,645	\$ -	
Jun	\$ 627,465	\$ 671,314	\$ 638,423	\$ 649,434	\$ -	
Sep	\$ 162,391	\$ 140,253	\$ 157,216	\$ 161,490	\$ -	
Nov	\$ 30,543	\$ 26,724	\$ 23,231	\$ 56,873	\$ -	
Total	<u>\$ 1,828,099</u>	<u>\$ 1,910,751</u>	<u>\$ 1,989,015</u>	<u>\$ 2,079,306</u>	<u>\$ 1,043,534</u>	\$ (1,035,772)

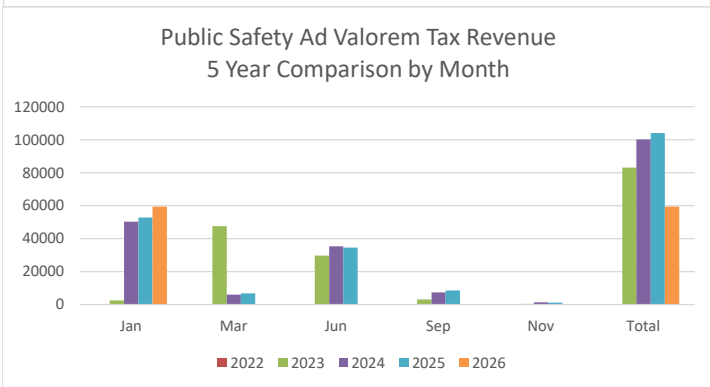
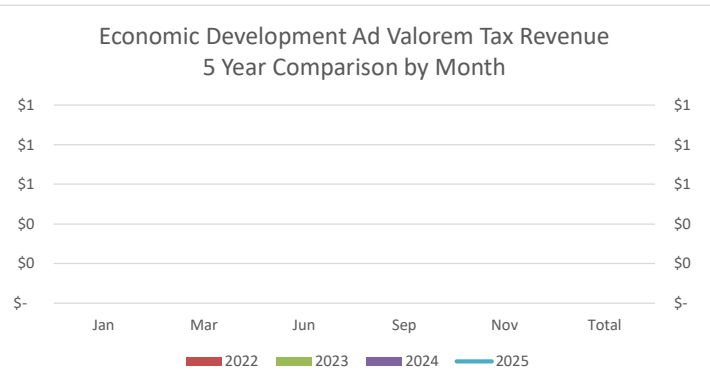
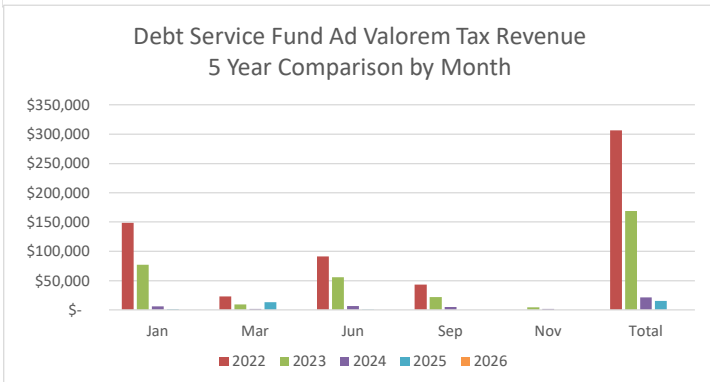
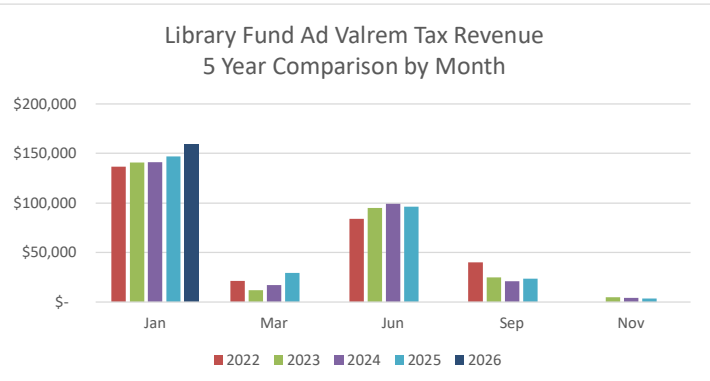
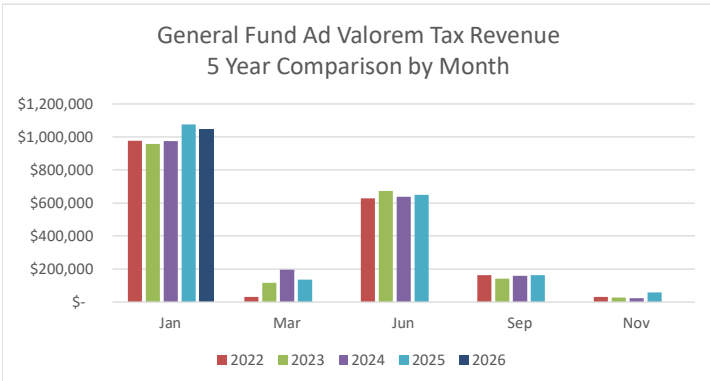
Library	2022	2023	2024	2025	2026	
Jan	\$ 136,828	\$ 140,838	\$ 141,077	\$ 147,081	\$ 158,780	
Mar	\$ 21,220	\$ 11,777	\$ 17,008	\$ 29,500	\$ -	
Jun	\$ 83,823	\$ 95,117	\$ 99,060	\$ 96,239	\$ -	
Sep	\$ 40,135	\$ 24,778	\$ 20,899	\$ 23,439	\$ -	
Nov		\$ 4,681	\$ 4,014	\$ 3,420	\$ -	
Total	<u>\$ 282,006</u>	<u>\$ 277,191</u>	<u>\$ 282,059</u>	<u>\$ 299,680</u>	<u>\$ 158,780</u>	

Public Safety	2022	2023	2024	2025	2026	
Jan	\$ -	\$ 2,437	\$ 50,329	\$ 52,818	\$ 59,436	
Mar	\$ -	\$ 47,436	\$ 5,970	\$ 6,833	\$ -	
Jun	\$ -	\$ 29,665	\$ 35,216	\$ 34,609	\$ -	
Sep	\$ -	\$ 3,159	\$ 7,376	\$ 8,457	\$ -	
Nov	\$ -	\$ 416	\$ 1,400	\$ 1,232	\$ -	
Total	<u>\$ -</u>	<u>\$ 83,114</u>	<u>\$ 100,291</u>	<u>\$ 103,949</u>	<u>\$ 59,436</u>	

Econ Dev	2022	2023	2024	2025	2026	
Jan					\$ -	
Mar						
Jun						
Sep						
Nov						
Total	<u>\$ -</u>	<u>\$ -</u>	<u>\$ -</u>	<u>\$ -</u>	<u>\$ -</u>	

Debt Service	2022	2023	2024	2025	2026	
Jan	\$ 148,704	\$ 77,196	\$ 6,294	\$ 1,307	\$ 51	
Mar	\$ 23,153	\$ 9,357	\$ 1,540	\$ 13,355	\$ -	
Jun	\$ 91,145	\$ 55,926	\$ 6,876	\$ 548	\$ -	
Sep	\$ 43,417	\$ 21,907	\$ 5,146	\$ 13	\$ -	
Nov		\$ 4,745	\$ 1,575	\$ 15	\$ -	
Total	<u>\$ 306,419</u>	<u>\$ 169,131</u>	<u>\$ 21,431</u>	<u>\$ 15,238</u>	<u>\$ 51</u>	

Ad Valorem Tax Revenue 5 Year Comparison By Fund & Month



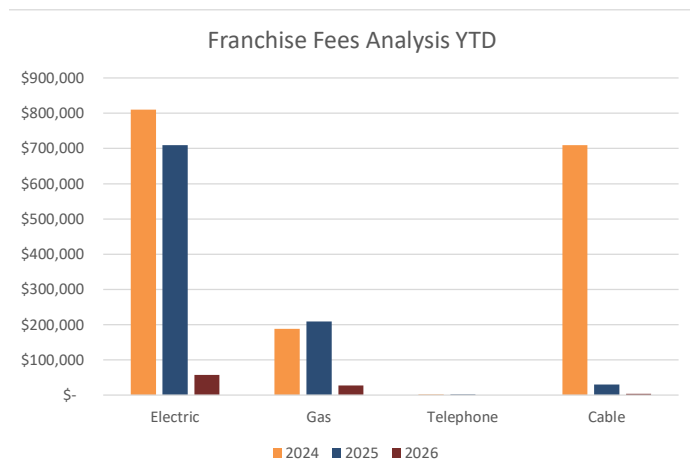
City of Fort Scott Franchise Fees Analysis

	2026 Actual				
	Electric	Gas	Telephone	Cable	Totals
Jan	\$ 57,713	\$ 27,544	\$ 132	\$ 3,650	\$ 89,038
Feb	\$ -	\$ -	\$ -	\$ -	\$ -
Mar	\$ -	\$ -	\$ -	\$ -	\$ -
Apr	\$ -	\$ -	\$ -	\$ -	\$ -
May	\$ -	\$ -	\$ -	\$ -	\$ -
Jun	\$ -	\$ -	\$ -	\$ -	\$ -
Jul	\$ -	\$ -	\$ -	\$ -	\$ -
Aug	\$ -	\$ -	\$ -	\$ -	\$ -
Sep	\$ -	\$ -	\$ -	\$ -	\$ -
Oct	\$ -	\$ -	\$ -	\$ -	\$ -
Nov	\$ -	\$ -	\$ -	\$ -	\$ -
Dec	\$ -	\$ -	\$ -	\$ -	\$ -
	\$ 57,713	\$ 27,544	\$ 132	\$ 3,650	\$ 89,038

	2025 Actual				
	Electric	Gas	Telephone	Cable	Totals
Jan	\$ 53,946	\$ 26,114	\$ 238	\$ 4,033	\$ 84,331
Feb	\$ 59,608	\$ 37,261	\$ 485	\$ -	\$ 97,355
Mar	\$ 60,667	\$ 37,650	\$ 70	\$ -	\$ 98,388
Apr	\$ 54,476	\$ 27,187	\$ 120	\$ 4,133	\$ 85,917
May	\$ 44,308	\$ 15,940	\$ 124	\$ -	\$ 60,372
Jun	\$ 46,589	\$ 10,636	\$ 98	\$ 7,270	\$ 64,593
Jul	\$ 54,787	\$ 9,022	\$ 141	\$ 3,867	\$ 67,817
Aug	\$ 77,559	\$ 7,476	\$ 143	\$ -	\$ 85,178
Sep	\$ 80,677	\$ 7,771	\$ 140	\$ -	\$ 88,588
Oct	\$ 66,826	\$ 8,253	\$ 130	\$ 3,587	\$ 78,796
Nov	\$ 58,430	\$ 7,841	\$ 141	\$ -	\$ 66,411
Dec	\$ 51,018	\$ 14,008	\$ 132	\$ 7,184	\$ 72,342
	\$ 708,891	\$ 209,160	\$ 1,963	\$ 30,074	\$ 950,088

	2024 Actual				
	Electric	Gas	Telephone	Cable	Totals
Jan	\$ 140,801	\$ 22,622	\$ 282	\$ 5,614	\$ 169,320
Feb	\$ 59,241	\$ 32,223	\$ 278	\$ -	\$ 91,742
Mar	\$ 57,387	\$ 28,569	\$ 618	\$ -	\$ 86,574
Apr	\$ 48,808	\$ 18,864	\$ 211	\$ 4,898	\$ 72,782
May	\$ 45,877	\$ 16,018	\$ 1	\$ -	\$ 61,897
Jun	\$ 51,035	\$ 11,549	\$ 202	\$ 7,343	\$ 70,129
Jul	\$ 61,571	\$ 9,500	\$ 180	\$ 4,384	\$ 75,635
Aug	\$ 80,388	\$ 8,636	\$ 334	\$ -	\$ 89,358
Sep	\$ 79,511	\$ 9,032	\$ 124	\$ -	\$ 88,667
Oct	\$ 75,976	\$ 9,138	\$ 112	\$ 4,325	\$ 89,550
Nov	\$ 62,150	\$ 9,716	\$ 296	\$ -	\$ 72,161
Dec	\$ 46,832	\$ 12,369	\$ -	\$ 7,186	\$ 66,387
	\$ 809,576	\$ 188,236	\$ 2,640	\$ 33,750	\$ 1,034,202

	2024	2025	2026
Electric	\$ 809,576	\$ 708,891	\$ 57,713
Gas	\$ 188,236	\$ 209,160	\$ 27,544
Telephone	\$ 2,640	\$ 1,963	\$ 132
Cable	\$ 708,891	\$ 30,074	\$ 3,650
	\$ 1,034,202	\$ 950,088	\$ 89,038





Fort Scott, KS

Bank Statement Register

Money Market 32123

Period 1/1/2026 - 1/31/2026

Packet: BRPKT00179

Bank Statement		General Ledger	
Beginning Balance	12,491,094.91	Account Balance	11,819,000.91
Plus Debits	1,411,242.90	Less Outstanding Debits	36,613.89
Less Credits	1,638,310.55	Plus Outstanding Credits	481,640.24
Adjustments	0.00	Adjustments	0.00
Ending Balance	12,264,027.26	Adjusted Account Balance	12,264,027.26

Statement Ending Balance	12,264,027.26
Bank Difference	0.00
General Ledger Difference	0.00

CASH BALANCE CONSISTS OF THE FOLLOWING GENERAL LEDGER ACCOUNTS

999-000-100001 CASH IN BANK - MONEY MARKET

Cleared Deposits

Item Date	Reference	Item Type	Description	Amount
12/29/2025	DEP0050420	Deposit	CLPKT11325 BG:CC	759.31
12/30/2025	DEP0050436	Deposit	CLPKT11327 BG:InSite	495.00
12/30/2025	DEP0050439	Deposit	CLPKT11328 BG:CC	522.89
12/30/2025	DEP0050442	Deposit	CLPKT11329 BG:InSite	4,118.00
12/30/2025	DEP0050445	Deposit	CLPKT11330 BG:InSite	1,918.66
12/30/2025	DEP0050461	Deposit	GOLF CASH	8.00
12/30/2025	DEP0050463	Deposit	BR CASH	60.00
12/31/2025	DEP0050446	Deposit	CLPKT11331 BG:InSite	400.00
12/31/2025	DEP0050449	Deposit	CLPKT11332 BG:DD	995.29
12/31/2025	DEP0050449	Deposit	CLPKT11332 BG:CC	1,102.10
12/31/2025	DEP0050452	Deposit	CLPKT11333 BG:InSite	4,330.07
12/31/2025	DEP0050455	Deposit	CLPKT11334 BG:InSite	5,346.06
12/31/2025	DEP0050465	Deposit	GOLF CASH	110.50
12/31/2025	DEP0050466	Deposit	GOLF CREDIT	514.50
12/31/2025	DEP0050467	Deposit	BR CASH	160.00
12/31/2025	DEP0050468	Deposit	BR CREDIT	455.00
01/01/2026	DEP0050458	Deposit	CLPKT11335 BG:InSite	1,404.45
01/01/2026	DEP0050469	Deposit	GOLF CASH	214.50
01/01/2026	DEP0050470	Deposit	GOLF CREDIT	371.51
01/01/2026	DEP0050471	Deposit	BR CREDIT	75.00
01/02/2026	DEP0050472	Deposit	CLPKT11336 BG:InSite	160.00
01/02/2026	DEP0050473	Deposit	CLPKT11336 BG:DD	605.00
01/02/2026	DEP0050476	Deposit	CLPKT11337 BG:DD	2,063.24
01/02/2026	DEP0050476	Deposit	CLPKT11337 BG:CC	1,702.49
01/02/2026	DEP0050479	Deposit	CLPKT11338 BG:InSite	4,385.48

Cleared Deposits

Item Date	Reference	Item Type	Description	Amount
01/02/2026	DEP0050482	Deposit	CLPKT11339 BG:InSite	2,567.13
01/02/2026	DEP0050498	Deposit	GOLF CASH	13.50
01/02/2026	DEP0050499	Deposit	GOLF CREDIT	93.68
01/02/2026	DEP0050500	Deposit	BR CASH	695.00
01/02/2026	DEP0050501	Deposit	BR CREDIT	935.00
01/03/2026	DEP0050485	Deposit	CLPKT11340 BG:InSite	2,644.08
01/03/2026	DEP0050502	Deposit	GOLF CASH	128.00
01/03/2026	DEP0050503	Deposit	GOLF CREDIT	131.99
01/03/2026	DEP0050504	Deposit	BR CASH	10.00
01/03/2026	DEP0050505	Deposit	BR CREDIT	180.00
01/04/2026	DEP0050488	Deposit	CLPKT11341 BG:InSite	2,894.22
01/04/2026	DEP0050506	Deposit	GOLF CASH	154.00
01/04/2026	DEP0050507	Deposit	GOLF CREDIT	308.35
01/04/2026	DEP0050508	Deposit	BR CASH	125.00
01/04/2026	DEP0050509	Deposit	BR CREDIT	35.00
01/05/2026	DEP0050491	Deposit	CLPKT11343 BG:CC	2,571.31
01/05/2026	DEP0050491	Deposit	CLPKT11343 BG:DD	15,203.42
01/05/2026	DEP0050491	Deposit	CLPKT11343 BG:EFT	6,155.40
01/05/2026	DEP0050494	Deposit	CLPKT11344 BG:InSite	7,158.81
01/05/2026	DEP0050497	Deposit	CLPKT11345 BG:InSite	675.19
01/05/2026	DEP0050510	Deposit	GOLF CASH	212.00
01/05/2026	DEP0050511	Deposit	GOLF CREDIT	171.63
01/05/2026	DEP0050512	Deposit	BR CASH	352.00
01/05/2026	DEP0050513	Deposit	BR CREDIT	600.00
01/06/2026	DEP0050516	Deposit	CLPKT11346 BG:DD	2,986.60
01/06/2026	DEP0050517	Deposit	CLPKT11347 BG:InSite	820.00
01/06/2026	DEP0050520	Deposit	CLPKT11348 BG:CC	563.38
01/06/2026	DEP0050520	Deposit	CLPKT11348 BG:DD	9,431.67
01/06/2026	DEP0050523	Deposit	CLPKT11349 BG:InSite	2,833.67
01/06/2026	DEP0050526	Deposit	CLPKT11350 BG:InSite	461.87
01/06/2026	DEP0050527	Deposit	GOLF CASH	97.50
01/06/2026	DEP0050528	Deposit	GOLF CREDIT	256.25
01/06/2026	DEP0050529	Deposit	BR CASH	190.00
01/06/2026	DEP0050530	Deposit	BR CREDIT	300.00
01/07/2026	DEP0050533	Deposit	CLPKT11352 BG:DD	6,419.53
01/07/2026	DEP0050533	Deposit	CLPKT11352 BG:EFT	7,884.73
01/07/2026	DEP0050533	Deposit	CLPKT11352 BG:CC	822.98
01/07/2026	DEP0050536	Deposit	CLPKT11353 BG:InSite	3,346.25
01/07/2026	DEP0050539	Deposit	CLPKT11354 BG:InSite	816.81
01/07/2026	DEP0050540	Deposit	GOLF CASH	800.00
01/07/2026	DEP0050541	Deposit	GOLF CREDIT	153.96
01/07/2026	DEP0050542	Deposit	BR CASH	140.00
01/08/2026	DEP0050545	Deposit	HANGAR UNAPPLIED CREDIT	100.00
01/08/2026	DEP0050545	Deposit	HANGAR UNAPPLIED CREDIT	-100.00
01/08/2026	DEP0050545	Deposit	HANGAR UNAPPLIED CREDIT	100.00

Cleared Deposits

Item Date	Reference	Item Type	Description	Amount
01/08/2026	DEP0050545	Deposit	HANGAR UNAPPLIED CREDIT	100.00
01/08/2026	DEP0050545	Deposit	HANGAR UNAPPLIED CREDIT	-200.00
01/08/2026	DEP0050545	Deposit	HANGAR UNAPPLIED CREDIT	30.00
01/08/2026	DEP0050545	Deposit	HANGAR UNAPPLIED CREDIT	-200.00
01/08/2026	DEP0050545	Deposit	HANGAR UNAPPLIED CREDIT	-200.00
01/08/2026	DEP0050545	Deposit	HANGAR UNAPPLIED CREDIT	100.00
01/08/2026	DEP0050545	Deposit	HANGAR UNAPPLIED CREDIT	100.00
01/08/2026	DEP0050545	Deposit	HANGAR UNAPPLIED CREDIT	100.00
01/08/2026	DEP0050545	Deposit	HANGAR UNAPPLIED CREDIT	-30.00
01/08/2026	DEP0050545	Deposit	HANGAR UNAPPLIED CREDIT	100.00
01/08/2026	DEP0050546	Deposit	CLPKT11355 BG:InSite	100.00
01/08/2026	DEP0050549	Deposit	CLPKT11356 BG:CC	311.92
01/08/2026	DEP0050549	Deposit	CLPKT11356 BG:EFT	319.73
01/08/2026	DEP0050549	Deposit	CLPKT11356 BG:DD	4,514.19
01/08/2026	DEP0050552	Deposit	CLPKT11357 BG:InSite	1,518.37
01/08/2026	DEP0050555	Deposit	CLPKT11358 BG:InSite	898.29
01/08/2026	DEP0050556	Deposit	GOLF CASH	21.00
01/08/2026	DEP0050557	Deposit	BR CASH	70.00
01/08/2026	DEP0050558	Deposit	BR CREDIT	310.00
01/09/2026	DEP0050561	Deposit	CLPKT11359 BG:DD	6,621.77
01/09/2026	DEP0050564	Deposit	CLPKT11360 BG:DD	112,870.65
01/09/2026	DEP0050564	Deposit	CLPKT11360 BG:CC	450.54
01/09/2026	DEP0050565	Deposit	CLPKT11361 BG:InSite	280.00
01/09/2026	DEP0050568	Deposit	CLPKT11362 BG:InSite	1,684.59
01/09/2026	DEP0050571	Deposit	CLPKT11363 BG:InSite	3,017.08
01/09/2026	DEP0050578	Deposit	GOLF CASH	22.00
01/09/2026	DEP0050579	Deposit	GOLF CREDIT	14.52
01/09/2026	DEP0050580	Deposit	BR CASH	175.00
01/09/2026	DEP0050581	Deposit	BR CREDIT	475.00
01/10/2026	DEP0050574	Deposit	CLPKT11364 BG:InSite	1,199.79
01/10/2026	DEP0050582	Deposit	GOLF CASH	60.50
01/10/2026	DEP0050583	Deposit	GOLF CREDIT	496.33
01/10/2026	DEP0050584	Deposit	BR CASH	185.00
01/10/2026	DEP0050585	Deposit	BR CREDIT	100.00
01/11/2026	DEP0050577	Deposit	CLPKT11365 BG:InSite	795.57
01/11/2026	DEP0050586	Deposit	GOLF CASH	76.50
01/11/2026	DEP0050587	Deposit	GOLF CREDIT	95.15
01/11/2026	DEP0050588	Deposit	BR CREDIT	20.00
01/12/2026	DEP0050591	Deposit	CLPKT11366 BG:DD	14,911.10
01/12/2026	DEP0050592	Deposit	CLPKT11367 BG:InSite	220.00
01/12/2026	DEP0050595	Deposit	CLPKT11368 BG:DD	1,549.79
01/12/2026	DEP0050595	Deposit	CLPKT11368 BG:CC	135.12
01/12/2026	DEP0050595	Deposit	CLPKT11368 BG:EFT	1,481.89
01/12/2026	DEP0050598	Deposit	CLPKT11369 BG:InSite	2,067.93
01/12/2026	DEP0050601	Deposit	CLPKT11370 BG:InSite	276.91

Cleared Deposits

Item Date	Reference	Item Type	Description	Amount
01/12/2026	DEP0050603	Deposit	GOLF CASH	52.50
01/12/2026	DEP0050604	Deposit	GOLF CREDIT	11.40
01/12/2026	DEP0050605	Deposit	BR CASH	185.00
01/12/2026	DEP0050606	Deposit	BR CREDIT	435.00
01/13/2026	DEP0050602	Deposit	CLPKT11371 BG:InSite	300.00
01/13/2026	DEP0050609	Deposit	CLPKT11372 BG:EFT	27,459.58
01/13/2026	DEP0050609	Deposit	CLPKT11372 BG:DD	5,243.87
01/13/2026	DEP0050609	Deposit	CLPKT11372 BG:CC	411.74
01/13/2026	DEP0050612	Deposit	CLPKT11373 BG:InSite	1,016.24
01/13/2026	DEP0050615	Deposit	CLPKT11374 BG:InSite	536.07
01/13/2026	DEP0050626	Deposit	GOLF CASH	165.75
01/13/2026	DEP0050627	Deposit	GOLF CREDIT	244.74
01/13/2026	DEP0050628	Deposit	BR CASH	30.00
01/13/2026	DEP0050629	Deposit	BR CREDIT	150.00
01/14/2026	DEP0050616	Deposit	CLPKT11375 BG:InSite	160.00
01/14/2026	DEP0050619	Deposit	CLPKT11376 BG:DD	115,348.34
01/14/2026	DEP0050619	Deposit	CLPKT11376 BG:CC	568.71
01/14/2026	DEP0050622	Deposit	CLPKT11377 BG:InSite	2,105.09
01/14/2026	DEP0050625	Deposit	CLPKT11378 BG:InSite	6,974.42
01/14/2026	DEP0050630	Deposit	BR CASH	10.00
01/14/2026	DEP0050631	Deposit	BR CREDIT	120.00
01/15/2026	DEP0050634	Deposit	CLPKT11380 BG:EFT	566.88
01/15/2026	DEP0050634	Deposit	CLPKT11380 BG:DD	2,912.20
01/15/2026	DEP0050634	Deposit	CLPKT11380 BG:CC	854.04
01/15/2026	DEP0050635	Deposit	CLPKT11379 BG:InSite	580.00
01/15/2026	DEP0050636	Deposit	CLPKT11379 BG:DD	680.00
01/15/2026	DEP0050639	Deposit	CLPKT11381 BG:InSite	3,971.94
01/15/2026	DEP0050642	Deposit	CLPKT11382 BG:InSite	3,958.70
01/15/2026	DEP0050643	Deposit	BR CASH	100.00
01/15/2026	DEP0050644	Deposit	BR CREDIT	395.00
01/16/2026	DEP0050645	Deposit	CLPKT11384 BG:InSite	140.00
01/16/2026	DEP0050646	Deposit	CLPKT11384 BG:DD	190.00
01/16/2026	DEP0050649	Deposit	CLPKT11385 BG:DD	7,701.53
01/16/2026	DEP0050649	Deposit	CLPKT11385 BG:CC	751.79
01/16/2026	DEP0050649	Deposit	CLPKT11385 BG:EFT	728.93
01/16/2026	DEP0050652	Deposit	CLPKT11386 BG:InSite	3,889.35
01/16/2026	DEP0050655	Deposit	CLPKT11387 BG:InSite	7,172.74
01/16/2026	DEP0050693	Deposit	GOLF CASH	20.00
01/16/2026	DEP0050700	Deposit	BR CASH	140.00
01/17/2026	DEP0050658	Deposit	CLPKT11388 BG:InSite	2,628.21
01/17/2026	DEP0050694	Deposit	GOLF CASH	21.00
01/17/2026	DEP0050701	Deposit	BR CASH	974.00
01/17/2026	DEP0050702	Deposit	BR CREDIT	351.00
01/18/2026	DEP0050695	Deposit	GOLF CASH	34.50
01/18/2026	DEP0050696	Deposit	GOLF CREDIT	69.89

Cleared Deposits

Item Date	Reference	Item Type	Description	Amount
01/18/2026	DEP0050703	Deposit	BR CASH	180.00
01/18/2026	DEP0050704	Deposit	BR CREDIT	170.00
01/19/2026	DEP0050661	Deposit	CLPKT11389 BG:InSite	3,983.09
01/19/2026	DEP0050664	Deposit	CLPKT11390 BG:InSite	11,086.21
01/19/2026	DEP0050705	Deposit	BR CASH	1,374.46
01/19/2026	DEP0050706	Deposit	BR CREDIT	739.86
01/20/2026	DEP0050667	Deposit	CLPKT11391 BG:DD	6,923.52
01/20/2026	DEP0050668	Deposit	CLPKT11392 BG:InSite	160.00
01/20/2026	DEP0050671	Deposit	CLPKT11393 BG:EFT	60,363.26
01/20/2026	DEP0050671	Deposit	CLPKT11393 BG:CC	1,101.91
01/20/2026	DEP0050671	Deposit	CLPKT11393 BG:DD	52,976.75
01/20/2026	DEP0050674	Deposit	CLPKT11394 BG:InSite	2,488.66
01/20/2026	DEP0050677	Deposit	CLPKT11395 BG:InSite	2,550.70
01/20/2026	DEP0050697	Deposit	GOLF CASH	39.00
01/20/2026	DEP0050707	Deposit	BR CASH	1,000.00
01/20/2026	DEP0050708	Deposit	BR CREDIT	225.00
01/21/2026	DEP0050682	Deposit	CLPKT11397 BG:DD	4,129.91
01/21/2026	DEP0050682	Deposit	CLPKT11397 BG:CC	1,184.21
01/21/2026	DEP0050682	Deposit	CLPKT11397 BG:EFT	6.16
01/21/2026	DEP0050685	Deposit	CLPKT11398 BG:InSite	4,225.55
01/21/2026	DEP0050688	Deposit	CLPKT11399 BG:InSite	8,014.87
01/21/2026	DEP0050698	Deposit	GOLF CASH	34.00
01/21/2026	DEP0050699	Deposit	GOLF CREDIT	16.37
01/21/2026	DEP0050709	Deposit	BR CASH	5.00
01/21/2026	DEP0050710	Deposit	BR CREDIT	830.00
01/22/2026	DEP0050690	Deposit	ACH Draft Packet UBPKT10340	35,032.06
01/22/2026	DEP0050692	Deposit	ACH Draft Packet UBPKT10344	1,731.95
01/22/2026	DEP0050716	Deposit	CLPKT11401 BG:CC	1,735.78
01/22/2026	DEP0050716	Deposit	CLPKT11401 BG:DD	25,229.53
01/22/2026	DEP0050716	Deposit	CLPKT11401 BG:EFT	328.79
01/22/2026	DEP0050719	Deposit	CLPKT11402 BG:InSite	5,234.84
01/22/2026	DEP0050722	Deposit	CLPKT11403 BG:InSite	2,080.11
01/22/2026	DEP0050723	Deposit	GOLF CASH	38.50
01/22/2026	DEP0050724	Deposit	GOLF CREDIT	24.27
01/22/2026	DEP0050725	Deposit	BR CASH	85.00
01/22/2026	DEP0050726	Deposit	BR CREDIT	95.00
01/23/2026	DEP0050729	Deposit	CLPKT11404 BG:DD	8,318.78
01/23/2026	DEP0050729	Deposit	CLPKT11404 BG:EFT	35,500.40
01/23/2026	DEP0050729	Deposit	CLPKT11404 BG:CC	598.75
01/23/2026	DEP0050735	Deposit	CLPKT11406 BG:InSite	6,677.57
01/23/2026	DEP0050738	Deposit	CLPKT11407 BG:InSite	2,063.14
01/23/2026	DEP0050748	Deposit	BR CASH	5.00
01/23/2026	DEP0050749	Deposit	BR CREDIT	85.00
01/24/2026	DEP0050732	Deposit	CLPKT11405 BG:InSite	1,332.64
01/24/2026	DEP0050750	Deposit	BR CASH	60.00

Cleared Deposits

Item Date	Reference	Item Type	Description	Amount
01/25/2026	DEP0050741	Deposit	CLPKT11408 BG:InSite	1,108.28
01/26/2026	DEP0050744	Deposit	CLPKT11409 BG:InSite	293.10
01/26/2026	DEP0050751	Deposit	BR CASH	476.00
01/26/2026	DEP0050752	Deposit	BR CREDIT	185.00
01/27/2026	DEP0050755	Deposit	Utility Reverse Payment Packet UBPKT1041	-56.16
01/27/2026	DEP0050758	Deposit	Utility Reverse Payment Packet UBPKT1041	-236.64
01/27/2026	DEP0050761	Deposit	Utility Reverse Payment Packet UBPKT1041	-201.48
01/27/2026	DEP0050762	Deposit	CLPKT11410 BG:DD	280.00
01/27/2026	DEP0050763	Deposit	CLPKT11410 BG:InSite	220.00
01/27/2026	DEP0050766	Deposit	CLPKT11411 BG:DD	5,139.11
01/27/2026	DEP0050766	Deposit	CLPKT11411 BG:EFT	3,700.98
01/27/2026	DEP0050766	Deposit	CLPKT11411 BG:CC	234.80
01/27/2026	DEP0050769	Deposit	CLPKT11412 BG:InSite	671.07
01/27/2026	DEP0050772	Deposit	CLPKT11413 BG:InSite	538.39
01/27/2026	DEP0050774	Deposit	BR CREDIT	100.00
01/28/2026	DEP0050777	Deposit	CLPKT11414 BG:DD	445.19
01/28/2026	DEP0050780	Deposit	CLPKT11415 BG:InSite	1,618.34
01/28/2026	DEP0050796	Deposit	BR CASH	168.00
01/28/2026	DEP0050797	Deposit	BR CREDIT	330.00
01/29/2026	DEP0050802	Deposit	CLPKT11418 BG:DD	1,745.36
01/29/2026	DEP0050802	Deposit	CLPKT11418 BG:EFT	205.36
01/29/2026	DEP0050826	Deposit	BR CASH	60.00
Total Cleared Deposits (227)				779,413.64

Cleared Checks

Item Date	Reference	Item Type	Description	Amount
08/01/2025	67049	Check	SUN LIFE FINANCIAL	-180.48
08/15/2025	11527	Check	11527	-46.17
08/18/2025	67124	Check	SUN LIFE FINANCIAL	-180.48
09/12/2025	67240	Check	ASSURITY	-2,416.86
09/12/2025	67249	Check	VISION SERVICE PLAN	-338.73
09/26/2025	67298	Check	ASSURITY	-2,416.86
09/26/2025	67310	Check	VISION SERVICE PLAN	-338.73
10/09/2025	67382	Check	SKITCHS HAULING & EXCAVATION INC	-4,800.00
10/10/2025	67356	Check	ADVANCE INSURANCE COMPANY	-216.21
10/10/2025	67357	Check	ASSURITY	-2,416.86
10/10/2025	67366	Check	VISION SERVICE PLAN	-338.73
10/24/2025	67433	Check	ADVANCE INSURANCE COMPANY	-212.01
10/24/2025	67434	Check	ASSURITY	-2,594.03
10/24/2025	67444	Check	VISION SERVICE PLAN	-354.58
11/07/2025	67494	Check	ADVANCE INSURANCE COMPANY	-216.21
11/07/2025	67497	Check	BCBS OF KANSAS	-41,429.76
11/13/2025	67524	Check	SKITCHS HAULING & EXCAVATION INC	-5,400.00

Cleared Checks

Item Date	Reference	Item Type	Description	Amount
11/14/2025	67534	Check	VILLALOBOS, FELIX JR	-650.00
11/21/2025	67535	Check	ADVANCE INSURANCE COMPANY	-216.21
11/21/2025	67538	Check	BCBS OF KANSAS	-41,429.76
11/25/2025	11562	Check	11562	-300.00
11/25/2025	11567	Check	11567	-300.00
11/25/2025	11577	Check	11577	-300.00
11/25/2025	11634	Check	11634	-300.00
12/05/2025	67646	Check	ADVANCE INSURANCE COMPANY	-214.11
12/05/2025	67649	Check	BCBS OF KANSAS	-40,763.21
12/05/2025	67650	Check	DELTA DENTAL PLAN OF KANSAS	-1,833.73
12/05/2025	67655	Check	OGLI (STANDARD LIFE)	-221.52
12/05/2025	67657	Check	VISION SERVICE PLAN	-357.70
12/11/2025	67609	Check	D&D PROVES IT	-700.00
12/11/2025	67615	Check	KANSAS DEPARTMENT OF REVENUE	-25.00
12/11/2025	67632	Check	WHITAKER AGGREGATES INC	-157,460.10
12/19/2025	67659	Check	ADVANCE INSURANCE COMPANY	-219.21
12/19/2025	67662	Check	BCBS OF KANSAS	-41,856.26
12/19/2025	67663	Check	DELTA DENTAL PLAN OF KANSAS	-1,951.28
12/19/2025	67671	Check	OGLI (STANDARD LIFE)	-261.26
12/19/2025	67673	Check	VISION SERVICE PLAN	-381.91
12/30/2025	67675	Check	BOB WILLIAMS	-88.54
12/30/2025	67676	Check	AMY BRYANT	-125.01
12/30/2025	67677	Check	BIG SUGAR LUMBER	-402.75
12/30/2025	67679	Check	CDL ELECTRIC	-27.00
12/30/2025	67680	Check	FORT SCOTT RECREATION COMMISSION	-1,297.00
12/30/2025	67681	Check	FORT SCOTT RECREATION COMMISSION	-60.00
12/30/2025	67682	Check	FORT SCOTT RECREATION COMMISSION	-330.00
12/30/2025	67683	Check	GEIGER PLUMBING INC	-100.00
12/30/2025	67684	Check	IRS	-314.99
12/30/2025	67685	Check	K & K AUTO PARTS INC	-428.89
12/30/2025	67686	Check	M & R DOOR SERVICE	-572.29
12/30/2025	67687	Check	MIDWEST MINERALS	-283.38
12/30/2025	67688	Check	MILLER FEED & OIL INC	-49.98
12/30/2025	67689	Check	O REILLY AUTO PARTS	-488.90
12/30/2025	67691	Check	TCB PLUMBING	-350.00
12/30/2025	67692	Check	TROPHY FISHERIES	-139.00
12/30/2025	67693	Check	US POSTMASTER	-5,000.00
12/30/2025	67695	Check	VERIZON	-411.26
12/30/2025	67696	Check	VERIZON	-38.52
01/02/2026	67702	Check	FAMILY SUPPORT PAYMENT CENTER	-173.08
01/02/2026	67703	Check	FAMILY SUPPORT PAYMENT CENTER	-326.08
01/02/2026	67704	Check	FURTHER - FSA	-332.38
01/02/2026	67706	Check	OGLI (STANDARD LIFE)	-261.19
01/02/2026	67707	Check	SECURITY BENEFIT (wire)	-525.00
01/02/2026	67709	Check	W.H. Griffin, Chapter 13 Trustee	-616.16

Cleared Checks

Item Date	Reference	Item Type	Description	Amount
01/06/2026	67710	Check	ALEXANDER BARNER	-200.00
01/06/2026	67711	Check	Bill Elliot	-350.00
01/07/2026	67712	Check	CRAWFORD SALES COMPANY	-375.40
01/07/2026	67713	Check	LDF SALES & DISTRIBUTING INC	-229.60
01/08/2026	67714	Check	ASCAP	-458.00
01/08/2026	67715	Check	AT&T	-544.02
01/08/2026	67716	Check	AT&T	-1,437.10
01/08/2026	67717	Check	BIG SUGAR LUMBER	-184.53
01/08/2026	67718	Check	BLUEGLOBES LLC	-753.86
01/08/2026	67719	Check	BOURBON COUNTY CARS INC	-10,000.00
01/08/2026	67721	Check	CITY ATTORNEYS ASSOC OF KANSAS	-35.00
01/08/2026	67722	Check	CMP SUSQUEHANNA RADIO HOLDINGS, LL	-3,113.00
01/08/2026	67723	Check	CNA SURETY DIRECT BILL	-355.00
01/08/2026	67724	Check	CRAW KAN TELEPHONE COOP INC	-11,019.00
01/08/2026	67726	Check	EVERGY	-63,492.51
01/08/2026	67727	Check	FORT SCOTT RECREATION COMMISSION	-13,000.00
01/08/2026	67728	Check	FORT SCOTT RECREATION COMMISSION	-13,000.00
01/08/2026	67729	Check	FORT SCOTT TRIBUNE INC	-1,156.25
01/08/2026	67730	Check	G P EXPRESS INC	-315.00
01/08/2026	67731	Check	HARDING LAW FIRM	-250.00
01/08/2026	67732	Check	K & K AUTO PARTS INC	-354.11
01/08/2026	67733	Check	KANSAS GAS SERVICE	-8,909.17
01/08/2026	67734	Check	KDOT	-554.40
01/08/2026	67735	Check	KUNSHEK CHAT & COAL INC	-449.31
01/08/2026	67736	Check	MILLER FEED & OIL INC	-79.99
01/08/2026	67737	Check	O REILLY AUTO PARTS	-250.31
01/08/2026	67738	Check	PAPA DONS PIZZA	-8,500.00
01/08/2026	67740	Check	RURAL WATER DISTRICT #2	-49.02
01/08/2026	67741	Check	SEK MUSEUM ALLIANCE INC	-100.00
01/08/2026	67743	Check	TCB PLUMBING	-150.00
01/08/2026	67744	Check	TMOBILE	-129.42
01/08/2026	67745	Check	UPLINK LLC	-207.95
01/08/2026	67746	Check	VERIZON	-115.56
01/08/2026	67747	Check	WHITETAIL RESURRECTION LLC	-5,000.00
01/08/2026	67748	Check	FAB CREATIVE SERVICES	-1,353.75
01/09/2026	67749	Check	BOURBON COUNTY LANDFILL	-10,599.10
01/15/2026	67750	Check	BIG SUGAR LUMBER	-897.72
01/15/2026	67751	Check	DUROSSETTES TIRE SERVICE	-22.00
01/15/2026	67752	Check	ENVIRONMENTAL PROCESS EQUIPMENT CC	-61,529.00
01/15/2026	67753	Check	FORT SCOTT TRIBUNE INC	-259.00
01/15/2026	67754	Check	KANSAS ASSN OF CITY/COUNTY MANAGEM	-200.00
01/15/2026	67755	Check	KANSAS GAS SERVICE	-622.57
01/15/2026	67757	Check	NATES LAWN & LANDSCAPE INC	-6,098.00
01/15/2026	67760	Check	STEVE ANTHONY	-2,375.70
01/15/2026	67761	Check	TEAM KANSAS	-1,000.00

Cleared Checks

Item Date	Reference	Item Type	Description	Amount
01/16/2026	67768	Check	FAMILY SUPPORT PAYMENT CENTER	-326.08
01/16/2026	67769	Check	FAMILY SUPPORT PAYMENT CENTER	-173.08
01/16/2026	67770	Check	FURTHER - FSA	-332.38
01/16/2026	67772	Check	OGLI (STANDARD LIFE)	-261.26
01/16/2026	67775	Check	W.H. Griffin, Chapter 13 Trustee	-616.16
01/22/2026	67779	Check	BIG SUGAR LUMBER	-32.99
01/22/2026	67780	Check	CDL ELECTRIC	-27.00
01/22/2026	67781	Check	DARREN L CRAYS	-120.00
01/22/2026	67785	Check	HARDING LAW FIRM	-750.00
01/22/2026	67786	Check	K & K AUTO PARTS INC	-190.61
01/22/2026	67787	Check	MATT HARVEY	-20.00
01/22/2026	67788	Check	MIDWEST MINERALS	-682.49
01/22/2026	67790	Check	O REILLY AUTO PARTS	-709.66
01/22/2026	67791	Check	TCB PLUMBING	-150.00
01/29/2026	67815	Check	LUKE MILLER	-1,000.00
Total Cleared Checks (122)				-601,845.42

Cleared Other

Item Date	Reference	Item Type	Description	Amount
10/11/2024	DFT0007253	Bank Draft	KP&F	-1,277.55
10/11/2024	DFT0007282	Bank Draft	KP&F	-1,635.31
04/11/2025	DFT0007653	Bank Draft	KP&F	-39.62
08/01/2025	DFT0008104	Bank Draft Reversal	KPERS	5.30
11/25/2025	DFT0007976	Bank Draft Reversal	KP&F	110.95
11/25/2025	DFT0007980	Bank Draft Reversal	KP&F	9.73
12/11/2025	67632	Check Reversal	WHITAKER AGGREGATES INC Reversal	157,460.10
12/19/2025	DFT0008058	Bank Draft	IRS	-1,276.76
12/19/2025	DFT0008059	Bank Draft	KANSAS DEPARTMENT OF REVENUE	-576.63
12/19/2025	DFT0008060	Bank Draft	IRS	-298.66
12/19/2025	DFT0008061	Bank Draft	IRS	-1,379.23
12/31/2025	2015100	EFT	JANET HARPER	-300.00
01/02/2026	DFT0008035	Bank Draft	FURTHER - HSA	-1,249.50
01/02/2026	DFT0008036	Bank Draft	FURTHER - HSA	-933.00
01/02/2026	DFT0008037	Bank Draft	KP&F	-26,368.45
01/02/2026	DFT0008038	Bank Draft	KPERS	-1,320.30
01/02/2026	DFT0008039	Bank Draft	KPERS	-8,780.90
01/02/2026	DFT0008040	Bank Draft	KPERS	-1,636.72
01/02/2026	DFT0008041	Bank Draft	KPERS	-10,165.21
01/02/2026	DFT0008042	Bank Draft	KPERS	-26.31
01/02/2026	DFT0008043	Bank Draft	KANSAS PAYMENT CENTER	-286.15
01/02/2026	DFT0008044	Bank Draft	KANSAS PAYMENT CENTER	-161.54
01/02/2026	DFT0008045	Bank Draft	IRS	-16,640.24
01/02/2026	DFT0008046	Bank Draft	KANSAS DEPARTMENT OF REVENUE	-10,227.96

Cleared Other

Item Date	Reference	Item Type	Description	Amount
01/02/2026	DFT0008047	Bank Draft	IRS	-6,211.80
01/02/2026	DFT0008048	Bank Draft	IRS	-15,802.05
01/02/2026	EFT0000146	EFT	Payroll EFT	-159,111.52
01/07/2026	67712	Check Reversal	CRAWFORD SALES COMPANY Reversal	375.40
01/07/2026	67713	Check Reversal	LDF SALES & DISTRIBUTING INC Reversal	229.60
01/08/2026	2015101	EFT	4STATE MAINTENANCE SUPPLY CO	-94.08
01/08/2026	2015102	EFT	AMAZON CAPITAL SERVICES	-85.90
01/08/2026	2015103	EFT	BIDS & DIBS	-3,742.68
01/08/2026	2015104	EFT	BROCK ELECTRIC COMPANY INC	-9,400.96
01/08/2026	2015105	EFT	CINTAS CORPORATION	-223.18
01/08/2026	2015106	EFT	DATAPILOT INC	-2,995.00
01/08/2026	2015107	EFT	DAVES TOWING & RECOVERY/DAVES DEMO	-2,521.88
01/08/2026	2015108	EFT	EARLES ENGINEERING AND INSPECTION L	-4,590.01
01/08/2026	2015109	EFT	ED M FELD EQUIPMENT CO INC	-1,138.75
01/08/2026	2015110	EFT	FASTENAL COMPANY	-118.63
01/08/2026	2015111	EFT	GLOBAL DISTRIBUTION SOLUTION	-1,130.00
01/08/2026	2015113	EFT	HEIDRICKS TRUE VALUE	-2,194.92
01/08/2026	2015116	EFT	HENRY KRAFT INC	-483.03
01/08/2026	2015117	EFT	JUDYS FUEL & OIL CO	-22,164.35
01/08/2026	2015119	EFT	JUDYS IRON & METAL INC	-1,794.20
01/08/2026	2015120	EFT	KANSAS DEPT OF HEALTH & ENVIRONMEN	-1,042.00
01/08/2026	2015121	EFT	KANSAS MUNICIPAL UTILITIES INC	-1,879.00
01/08/2026	2015122	EFT	KEY INDUSTRIES INC	-419.80
01/08/2026	2015123	EFT	KIRKLAND WELDING SUPPLIES INC	-52.00
01/08/2026	2015124	EFT	KOMB-FM/KMDO-AM	-825.00
01/08/2026	2015125	EFT	LOCKWOOD MOTOR SUPPLY INC	-279.03
01/08/2026	2015126	EFT	MAYCO ACE HARDWARE	-358.11
01/08/2026	2015127	EFT	MODERN COPY SYSTEMS	-61.70
01/08/2026	2015128	EFT	NELSON QUARRIES INC	-1,368.12
01/08/2026	2015129	EFT	PACE ANALYTICAL SERVICES INC	-1,243.00
01/08/2026	2015130	EFT	PEPSI-COLA BOTTLING COMPANY OF PITTS	-181.50
01/08/2026	2015131	EFT	PVS DX INC	-40.00
01/08/2026	2015132	EFT	QUADIENT LEASING USA INC	-457.27
01/08/2026	2015133	EFT	SCHULTE SUPPLY INC	-1,345.00
01/08/2026	2015134	EFT	SHERWIN WILLIAMS COMPANY	-33.80
01/08/2026	2015135	EFT	STERICYCLE INC	-63.09
01/08/2026	2015136	EFT	SYSTEMS MANUFACTURING INC	-6,099.10
01/08/2026	2015137	EFT	TYLER TECHNOLOGIES INC	-11,919.75
01/08/2026	2015138	EFT	USA BLUE BOOK	-463.45
01/08/2026	2015139	EFT	VOICE PRODUCTS INC	-1,958.25
01/08/2026	2015140	EFT	WESTECH ENGINEERING INC	-13,018.80
01/08/2026	DFT0008071	Bank Draft	CARD SERVICES	-29,044.81
01/15/2026	2015141	EFT	BOURBON COUNTY TREASURER	-2,319.90
01/15/2026	2015142	EFT	CONSTELLATION NEWENERGY - GAS DIVIS	-454.84
01/15/2026	2015143	EFT	EARLES ENGINEERING AND INSPECTION L	-15,525.00

Cleared Other

Item Date	Reference	Item Type	Description	Amount
01/15/2026	2015144	EFT	EMD FORT SCOTT LLC	-1,739.22
01/15/2026	2015145	EFT	FORT SCOTT DQ GRILL & CHILL	-911.37
01/15/2026	2015146	EFT	GUFFEY REAL ESTATE HOLDINGS LLC	-996.78
01/15/2026	2015147	EFT	HAWKINS INC	-8,149.37
01/15/2026	2015148	EFT	HENRY KRAFT INC	-101.40
01/15/2026	2015149	EFT	JANET HARPER	-300.00
01/15/2026	2015150	EFT	KANSAS 911 COORDINATING COUNCIL	-36,600.00
01/15/2026	2015151	EFT	KEY INDUSTRIES INC	-86.57
01/15/2026	2015152	EFT	KTK ELECTRIC LLC	-9,670.77
01/15/2026	2015153	EFT	LOCKWOOD MOTOR SUPPLY INC	-56.13
01/15/2026	2015154	EFT	NUSS AND FARMER PA	-2,737.50
01/15/2026	2015155	EFT	PVS DX INC	-40.00
01/15/2026	2015156	EFT	QUILL CORPORATION	-78.19
01/15/2026	2015157	EFT	RTS MICROSYSTEMS	-972.00
01/15/2026	2015158	EFT	SCHULTE SUPPLY INC	-6,730.94
01/15/2026	2015159	EFT	SHERWIN WILLIAMS COMPANY	-1,231.34
01/15/2026	2015160	EFT	SUPER MARKET DEVELOPERS INC	-40.56
01/15/2026	2015161	EFT	USA BLUE BOOK	-296.19
01/16/2026	DFT0008075	Bank Draft	FURTHER - HSA	-1,220.00
01/16/2026	DFT0008076	Bank Draft	FURTHER - HSA	-697.00
01/16/2026	DFT0008077	Bank Draft	KP&F	-24,382.51
01/16/2026	DFT0008078	Bank Draft	KPERS	-1,303.73
01/16/2026	DFT0008079	Bank Draft	KPERS	-8,970.59
01/16/2026	DFT0008080	Bank Draft	KPERS	-1,554.62
01/16/2026	DFT0008081	Bank Draft	KPERS	-9,800.47
01/16/2026	DFT0008082	Bank Draft	KPERS	-10.51
01/16/2026	DFT0008083	Bank Draft	KANSAS PAYMENT CENTER	-286.15
01/16/2026	DFT0008084	Bank Draft	KANSAS PAYMENT CENTER	-161.54
01/16/2026	DFT0008085	Bank Draft Reversal	KP&F	77.81
01/16/2026	DFT0008086	Bank Draft	IRS	-16,305.06
01/16/2026	DFT0008087	Bank Draft	KANSAS DEPARTMENT OF REVENUE	-9,662.78
01/16/2026	DFT0008088	Bank Draft	IRS	-5,948.46
01/16/2026	DFT0008089	Bank Draft	IRS	-14,668.14
01/16/2026	DFT0008090	Bank Draft Reversal	IRS	31.58
01/16/2026	DFT0008091	Bank Draft Reversal	KANSAS DEPARTMENT OF REVENUE	13.94
01/16/2026	DFT0008092	Bank Draft Reversal	IRS	7.24
01/16/2026	EFT0000147	EFT	Payroll EFT	-149,892.32
01/22/2026	2015162	EFT	4STATE MAINTENANCE SUPPLY CO	-184.16
01/22/2026	2015163	EFT	AMAZON CAPITAL SERVICES	-249.97
01/22/2026	2015164	EFT	AMS	-70,000.00
01/22/2026	2015165	EFT	FLINT HILLS NEUROPSYCHOLOGY LLC	-400.00
01/22/2026	2015166	EFT	JIM RADELL CONSTRUCTION CO INC	-4,900.00
01/22/2026	2015167	EFT	JUDYS FUEL & OIL CO	-6,643.60
01/22/2026	2015168	EFT	JUDYS IRON & METAL INC	-36.95
01/22/2026	2015169	EFT	KANSAS ONE CALL SYSTEM INC	-102.41

Cleared Other

Item Date	Reference	Item Type	Description	Amount
01/22/2026	2015170	EFT	KIRKLAND WELDING SUPPLIES INC	-94.70
01/22/2026	2015171	EFT	LOCKWOOD MOTOR SUPPLY INC	-834.24
01/22/2026	2015173	EFT	MARRONES INC	-325.83
01/22/2026	2015174	EFT	PAYCOR INC	-399.00
01/22/2026	2015175	EFT	PEPSI-COLA BOTTLING COMPANY OF PITTS	-399.50
01/22/2026	2015176	EFT	PLANET TECHNOLOGIES INC	-1,200.61
01/22/2026	2015177	EFT	PVS DX INC	-40.00
01/22/2026	2015178	EFT	QUADIENT LEASING USA INC	-506.64
01/22/2026	2015179	EFT	SCHULTE SUPPLY INC	-8,785.99
01/22/2026	2015180	EFT	SHERWIN WILLIAMS COMPANY	-79.69
01/29/2026	2015181	EFT	4STATE MAINTENANCE SUPPLY CO	-454.40
01/29/2026	2015182	EFT	ALIGNMENT SERVICES	-217.60
01/29/2026	2015183	EFT	AREA CHAMBER OF COMMERCE	-2,020.00
01/29/2026	2015184	EFT	AVFUEL CORPORATION	-40.00
01/29/2026	2015185	EFT	BAKER TILLY US LLP	-5,600.88
01/29/2026	2015186	EFT	BASELEY LAW OFFICE LLC	-2,600.00
01/29/2026	2015187	EFT	DIEHL BANWART BOLTON CPAS PA	-20,200.00
01/29/2026	2015188	EFT	JANET HARPER	-300.00
01/29/2026	2015189	EFT	LEAGUE OF KS MUNICIPALITIES	-50.00
01/29/2026	2015190	EFT	LOCKWOOD MOTOR SUPPLY INC	-482.32
01/29/2026	2015191	EFT	PACE ANALYTICAL SERVICES INC	-942.00
01/29/2026	2015192	EFT	TRI VALLEY DEVELOPMENTAL SERVICES	-42.60
01/29/2026	2015193	EFT	USA BLUE BOOK	-569.09
01/29/2026	DFT0008102	Bank Draft	KANSAS DEPT OF REVENUE	-14,447.08
01/30/2026	EFT0000148	EFT	Payroll EFT	-167,127.64
01/30/2026	EFT0000149	EFT	Payroll EFT	-526.44
01/30/2026	MISC0001571	Miscellaneous	January 2026 Monthly Transactions	83,314.05
01/30/2026	MISC0001572	Miscellaneous	January 2026 Sales Tax	388,969.28
Total Cleared Other (142)				-404,635.87

Outstanding Deposits

Item Date	Reference	Item Type	Description	Amount
06/26/2025	DEP0048004	Deposit	CLPKT10764 BG:InSite	420.00
09/19/2025	DEP0049225	Deposit	CLPKT11035 BG:InSite	86.59
09/20/2025	DEP0049228	Deposit	CLPKT11036 BG:InSite	136.90
01/27/2026	DEP0050773	Deposit	BR CASH	95.00
01/28/2026	DEP0050777	Deposit	CLPKT11414 BG:CC	400.94
01/28/2026	DEP0050783	Deposit	CLPKT11416 BG:InSite	657.28
01/29/2026	DEP0050798	Deposit	CLPKT11417 BG:InSite	440.00
01/29/2026	DEP0050799	Deposit	CLPKT11417 BG:DD	110.00
01/29/2026	DEP0050802	Deposit	CLPKT11418 BG:CC	549.21
01/29/2026	DEP0050805	Deposit	CLPKT11419 BG:InSite	6,043.68
01/29/2026	DEP0050808	Deposit	CLPKT11420 BG:InSite	1,534.97

Outstanding Deposits

Item Date	Reference	Item Type	Description	Amount
01/29/2026	DEP0050827	Deposit	BR CREDIT	370.00
01/30/2026	DEP0050809	Deposit	CLPKT11421 BG:DD	100.00
01/30/2026	DEP0050810	Deposit	CLPKT11421 BG:InSite	280.00
01/30/2026	DEP0050813	Deposit	CLPKT11422 BG:CC	1,469.08
01/30/2026	DEP0050813	Deposit	CLPKT11422 BG:DD	3,328.65
01/30/2026	DEP0050816	Deposit	CLPKT11423 BG:InSite	6,144.04
01/30/2026	DEP0050819	Deposit	CLPKT11424 BG:InSite	5,028.25
01/30/2026	DEP0050828	Deposit	BR CASH	40.00
01/30/2026	DEP0050829	Deposit	BR CREDIT	740.00
01/31/2026	DEP0050822	Deposit	CLPKT11425 BG:InSite	4,831.33
01/31/2026	DEP0050830	Deposit	BR CASH	195.00
01/31/2026	DEP0050831	Deposit	BR CREDIT	285.00
Total Outstanding Deposits (23)				33,285.92

Outstanding Checks

Item Date	Reference	Item Type	Description	Amount
08/28/2024	65574	Check	GRADY D PROFFITT	-40.20
06/06/2025	66809	Check	The Cincinnati Life Insurance Company	-100.53
06/20/2025	66856	Check	The Cincinnati Life Insurance Company	-100.53
06/27/2025	66881	Check	KAYLA M STEWART	-88.94
06/27/2025	66883	Check	XOE T CAUTHERS	-85.14
06/27/2025	66885	Check	Charlotte F Foust	-17.61
06/27/2025	66886	Check	DARYAN HERRING	-67.05
06/27/2025	66888	Check	CHARLES L VACEK	-81.75
07/17/2025	66965	Check	FRANK MILLER	-2,400.00
07/24/2025	66998	Check	AUTO PARTS OF FORT SCOTT INC	-50.89
07/24/2025	67007	Check	K & K AUTO PARTS INC	-341.78
07/31/2025	67021	Check	ISABELLA DEL CHIARO	-80.75
08/01/2025	67041	Check	AFLAC	-241.64
08/01/2025	67043	Check	COLONIAL LIFE	-1,293.38
08/01/2025	67044	Check	DELTA DENTAL PLAN OF KANSAS	-1,918.75
08/01/2025	67050	Check	The Cincinnati Life Insurance Company	-100.53
08/01/2025	67051	Check	VISION SERVICE PLAN	-527.44
08/01/2025	67054	Check	COLONIAL LIFE	-14.91
08/07/2025	67072	Check	DANNY E CRAIG	-1,200.00
08/07/2025	67084	Check	NORMAN NATION	-32.35
08/13/2025	67103	Check	LEATTA POUCH	-400.00
08/18/2025	67116	Check	AFLAC	-241.64
08/18/2025	67118	Check	COLONIAL LIFE	-1,308.29
08/18/2025	67119	Check	DELTA DENTAL PLAN OF KANSAS	-1,918.53
08/18/2025	67125	Check	The Cincinnati Life Insurance Company	-100.53
08/18/2025	67126	Check	VISION SERVICE PLAN	-527.44
08/28/2025	67155	Check	DEBORAH A BECKLEY	-99.09

Outstanding Checks

Item Date	Reference	Item Type	Description	Amount
09/12/2025	67246	Check	MANHATTAN LIFE	-550.82
09/24/2025	67286	Check	FSHS AFTER PROM	-500.00
09/26/2025	67307	Check	MANHATTAN LIFE	-550.82
09/29/2025	67313	Check	SAMANTHA A TAYLOR	-15.58
09/29/2025	67315	Check	IAN N TAYLOR	-83.67
10/10/2025	67364	Check	MANHATTAN LIFE	-620.93
10/24/2025	67441	Check	MANHATTAN LIFE	-550.07
10/30/2025	67447	Check	KELLY J HENDRICKS	-99.28
10/30/2025	67460	Check	KARLIE CHIPMAN	-15.94
11/07/2025	67495	Check	ASSURITY	-2,560.72
11/07/2025	67502	Check	MANHATTAN LIFE	-538.01
11/14/2025	67531	Check	JAMES, BRITTANY	-150.00
11/21/2025	67536	Check	ASSURITY	-2,560.72
11/21/2025	67543	Check	MANHATTAN LIFE	-538.01
11/25/2025	11632	Check	11632	-100.00
12/04/2025	67593	Check	GW VAN KEPPEL CO	-1,400.00
12/05/2025	67647	Check	ASSURITY	-2,557.94
12/05/2025	67654	Check	MANHATTAN LIFE	-538.01
12/11/2025	67603	Check	AT&T	-285.38
12/11/2025	67604	Check	AT&T	-609.99
12/11/2025	67605	Check	BIG SUGAR LUMBER	-67.18
12/11/2025	67606	Check	BOURBON COUNTY PUBLIC WORKS	-39.35
12/11/2025	67607	Check	CNA SURETY DIRECT BILL	-355.00
12/11/2025	67608	Check	CRAIG CAMPBELL	-1,517.67
12/11/2025	67610	Check	DESIGNING EDGE GRAPHICS	-120.00
12/11/2025	67611	Check	EVERGY	-12.20
12/11/2025	67612	Check	FORT SCOTT RECREATION COMMISSION	-1,086.50
12/11/2025	67613	Check	FORT SCOTT RECREATION COMMISSION	-1,395.00
12/11/2025	67614	Check	K & K AUTO PARTS INC	-786.93
12/11/2025	67616	Check	KANSAS GAS SERVICE	-2,414.93
12/11/2025	67617	Check	KANSAS STATE TREASURER	-1,685.83
12/11/2025	67618	Check	KIWANIS OF FORT SCOTT PIONEERS	-100.00
12/11/2025	67619	Check	MILLER FEED & OIL INC	-91.95
12/11/2025	67620	Check	NORRIS HEATING & AIR CONDITIONING	-500.00
12/11/2025	67621	Check	O REILLY AUTO PARTS	-399.67
12/11/2025	67622	Check	OGLETREE, DEAKINS, NASH, SMOAK & STE	-36,654.53
12/11/2025	67623	Check	SECURITY 1ST TITLE LLC	-250.00
12/11/2025	67624	Check	SKITCHS HAULING & EXCAVATION INC	-5,400.00
12/11/2025	67625	Check	SUPERIOR SIGNALS INC	-299.00
12/11/2025	67626	Check	VERIZON	-118.57
12/11/2025	67627	Check	VERIZON	-40.01
12/11/2025	67628	Check	VERIZON	-77.04
12/11/2025	67629	Check	VERIZON	-60.06
12/11/2025	67630	Check	VERIZON	-205.78
12/11/2025	67631	Check	VERIZON	-120.03

Outstanding Checks

Item Date	Reference	Item Type	Description	Amount
12/19/2025	67660	Check	ASSURITY	-2,563.75
12/19/2025	67667	Check	KANSAS EMPL SECURITY FUND	-3,802.84
12/19/2025	67670	Check	MANHATTAN LIFE	-538.01
12/30/2025	67678	Check	BILLIARD-HAMMER-HARTMAN INSURANCE	-630.00
12/30/2025	67690	Check	TAYLORMADE CO	-36,725.00
12/30/2025	67694	Check	USGA	-175.00
01/02/2026	67697	Check	ADVANCE INSURANCE COMPANY	-213.81
01/02/2026	67698	Check	ASSURITY	-2,527.54
01/02/2026	67700	Check	BCBS OF KANSAS	-40,813.13
01/02/2026	67701	Check	DELTA DENTAL PLAN OF KANSAS	-1,852.36
01/02/2026	67705	Check	MANHATTAN LIFE	-538.01
01/02/2026	67708	Check	VISION SERVICE PLAN	-361.16
01/08/2026	67720	Check	BOURBON COUNTY REGISTER OF DEEDS	-300.00
01/08/2026	67739	Check	PRUITT STORAGE & RENTAL	-8,500.00
01/08/2026	67742	Check	SKITCHS HAULING & EXCAVATION INC	-1,250.00
01/15/2026	67756	Check	MICHAEL GRACI	-3,000.00
01/15/2026	67758	Check	OGLETREE, DEAKINS, NASH, SMOAK & STE	-742.16
01/15/2026	67759	Check	SKITCHS HAULING & EXCAVATION INC	-8,127.00
01/15/2026	67762	Check	TRACY STEWART	-1,100.00
01/16/2026	67763	Check	ADVANCE INSURANCE COMPANY	-211.71
01/16/2026	67764	Check	ASSURITY	-2,492.01
01/16/2026	67766	Check	BCBS OF KANSAS	-40,498.50
01/16/2026	67767	Check	DELTA DENTAL PLAN OF KANSAS	-1,838.01
01/16/2026	67771	Check	MANHATTAN LIFE	-538.01
01/16/2026	67773	Check	SECURITY BENEFIT (wire)	-525.00
01/16/2026	67774	Check	VISION SERVICE PLAN	-357.71
01/22/2026	67776	Check	AUTUMN C DUROSSETTE	-8.42
01/22/2026	67777	Check	AUTUMN C DUROSSETTE	-15.56
01/22/2026	67778	Check	AUTUMN C DUROSSETTE	-5.86
01/22/2026	67782	Check	DAUBEN PLUMBING	-404.68
01/22/2026	67783	Check	FORT SCOTT RECREATION COMMISSION	-265.00
01/22/2026	67784	Check	FRANK MILLER	-550.00
01/22/2026	67789	Check	MILLER FEED & OIL INC	-50.97
01/22/2026	67792	Check	TITLEIST	-776.90
01/22/2026	67793	Check	ULINE INC	-275.02
01/22/2026	67794	Check	VERIZON	-205.79
01/22/2026	67795	Check	VERIZON	-355.71
01/22/2026	67796	Check	VERIZON	-102.03
01/22/2026	67797	Check	VERIZON	-120.03
01/22/2026	67798	Check	VERIZON	-351.24
01/22/2026	67799	Check	VERIZON	-38.52
01/23/2026	67800	Check	GOLDEN ARROW CORP	-733.08
01/29/2026	67801	Check	NOAH T CASH	-42.58
01/29/2026	67802	Check	BLAYKE C BURNS	-70.53
01/29/2026	67803	Check	MIKE CHIPMAN	-16.00

Outstanding Checks

Item Date	Reference	Item Type	Description	Amount
01/29/2026	67804	Check	CALEB R HORN	-98.60
01/29/2026	67805	Check	BIG SUGAR LUMBER	-297.09
01/29/2026	67806	Check	BILLIARD-HAMMER-HARTMAN INSURANCE	-272.00
01/29/2026	67807	Check	CONVENTIONAND VISITOR BUREAU OF GR	-1,900.00
01/29/2026	67808	Check	DACODA GARCIA	-1,150.00
01/29/2026	67809	Check	DE LAGE LANDEN PUBLIC FINANCE LLC	-22,559.99
01/29/2026	67810	Check	DESTINATION TRAVEL NETWORK A DIVISI	-1,125.00
01/29/2026	67811	Check	FORT SCOTT TRIBUNE INC	-420.88
01/29/2026	67812	Check	K & K AUTO PARTS INC	-325.00
01/29/2026	67813	Check	KANSAS GAS SERVICE	-421.96
01/29/2026	67814	Check	KMIT	-97,100.00
01/29/2026	67816	Check	MILLER FEED & OIL INC	-139.99
01/29/2026	67817	Check	O REILLY AUTO PARTS	-102.26
01/29/2026	67818	Check	OGDEN PUBLICATIONS INC	-650.00
01/29/2026	67819	Check	SEKTR	-855.00
01/29/2026	67820	Check	STEVE FAULKNER FORD	-758.92
01/29/2026	67821	Check	TCB PLUMBING	-500.00
01/29/2026	67822	Check	TRUE WEST PUBLISHING INC	-2,404.00
01/29/2026	67823	Check	VERIZON	-411.24
01/30/2026	67824	Check	SECURITY BENEFIT (wire)	-525.00
01/30/2026	67825	Check	FAMILY SUPPORT PAYMENT CENTER	-326.08
01/30/2026	67826	Check	FAMILY SUPPORT PAYMENT CENTER	-173.08
01/30/2026	67827	Check	SECURITY BENEFIT (wire)	-525.00
01/30/2026	67828	Check	W.H. Griffin, Chapter 13 Trustee	-616.16
Total Outstanding Checks (141)				-380,268.70

Outstanding Other

Item Date	Reference	Item Type	Description	Amount
08/01/2025	DFT0008005	Bank Draft Reversal	FURTHER - HSA	118.00
12/11/2025	67608	Check Reversal	CRAIG CAMPBELL Reversal	1,517.67
01/02/2026	67707	Check Reversal	SECURITY BENEFIT (wire) Reversal	525.00
01/15/2026	DFT0008072	Bank Draft	KANSAS STATE TREASURER	-1,458.20
01/30/2026	DFT0008095	Bank Draft	KP&F	-25,500.73
01/30/2026	DFT0008096	Bank Draft	KPERS	-1,286.29
01/30/2026	DFT0008097	Bank Draft	KPERS	-8,862.15
01/30/2026	DFT0008098	Bank Draft	KPERS	-1,603.27
01/30/2026	DFT0008099	Bank Draft	KPERS	-9,785.29
01/30/2026	DFT0008100	Bank Draft	KPERS	-19.41
01/30/2026	DFT0008101	Bank Draft	KANSAS PAYMENT CENTER	-286.15
01/30/2026	DFT0008105	Bank Draft	IRS	-17,147.00
01/30/2026	DFT0008106	Bank Draft	IRS	-6,447.78
01/30/2026	DFT0008107	Bank Draft	KANSAS DEPARTMENT OF REVENUE	-10,668.99
01/30/2026	DFT0008108	Bank Draft	IRS	-16,828.34

Outstanding Other

Item Date	Reference	Item Type	Description	Amount
01/30/2026	DFT0008109	Bank Draft Reversal	BCBS OF KANSAS	1,161.00
01/30/2026	DFT0008110	Bank Draft	BCBS OF KANSAS	-1,161.00
01/30/2026	DFT0008111	Bank Draft Reversal	IRS	6.30
01/30/2026	DFT0008112	Bank Draft	KP&F	-157.31
01/30/2026	DFT0008113	Bank Draft	IRS	-24.18
01/30/2026	DFT0008114	Bank Draft	IRS	-20.30
01/30/2026	DFT0008115	Bank Draft	IRS	-76.88
01/30/2026	DFT0008116	Bank Draft	KANSAS DEPARTMENT OF REVENUE	-38.27
Total Outstanding Other (23)				-98,043.57

Voided Checks

Item Date	Reference	Item Type	Description	Amount
01/02/2026	67699	Check	Void Check	0.00
01/08/2026	67725	Check	Void Check	0.00
01/16/2026	67765	Check	Void Check	0.00
Total Voided Checks (3)				0.00



Fort Scott, KS

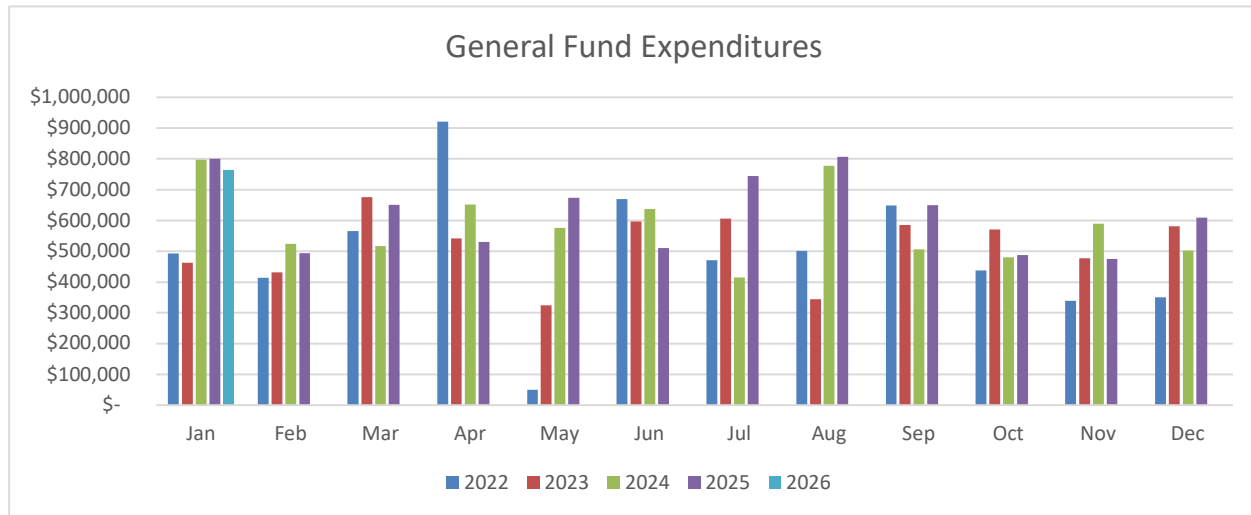
Bank Statement Register

Transaction Summary

Transaction Type	Count	Outstanding	Cleared	Total
Bank Draft Reversal	10	1,285.30	256.55	1,541.85
Bank Draft	55	-101,371.54	-244,757.34	-346,128.88
Check	266	-380,268.70	-601,845.42	-982,114.12
Deposit	250	33,285.92	779,413.64	812,699.56
EFT	98	0.00	-790,483.51	-790,483.51
Check Reversal	5	2,042.67	158,065.10	160,107.77
Miscellaneous	2	0.00	472,283.33	472,283.33
		-445,026.35	-227,067.65	-672,094.00

General Fund Year Over Year Expenditures Comparison by Month

	2022	2023	2024	2025	2026	(Over)/Under Compared to Prior Year	Anticipated % S
Jan	\$ 492,577	\$ 462,815	\$ 797,193	\$ 800,511	\$ 764,497	\$ 36,015	8%
Feb	\$ 413,981	\$ 430,813	\$ 524,373	\$ 494,671	\$ -	\$ 494,671	17%
Mar	\$ 565,229	\$ 675,805	\$ 516,719	\$ 651,472	\$ -	\$ 651,472	25%
Apr	\$ 920,775	\$ 541,934	\$ 651,792	\$ 530,472	\$ -	\$ 530,472	33%
May	\$ 48,916	\$ 323,750	\$ 575,727	\$ 674,069	\$ -	\$ 674,069	42%
Jun	\$ 669,329	\$ 596,608	\$ 638,067	\$ 510,801	\$ -	\$ 510,801	50%
Jul	\$ 471,581	\$ 605,970	\$ 414,797	\$ 743,583	\$ -	\$ 743,583	58%
Aug	\$ 500,821	\$ 344,288	\$ 777,751	\$ 807,106	\$ -	\$ 807,106	67%
Sep	\$ 648,257	\$ 585,173	\$ 507,117	\$ 648,916	\$ -	\$ 648,916	75%
Oct	\$ 438,106	\$ 571,086	\$ 479,593	\$ 487,952	\$ -	\$ 487,952	83%
Nov	\$ 338,762	\$ 477,044	\$ 590,326	\$ 475,139	\$ -	\$ 475,139	92%
Dec	\$ 349,598	\$ 581,157	\$ 501,779	\$ 608,797	\$ -	\$ 608,797	100%
	\$ 5,857,931	\$ 6,196,443	\$ 6,975,236	\$ 7,433,490	\$ 764,497	\$ 6,668,993	
Budget	\$ 8,382,584	\$ 6,750,695	\$ 7,571,797	\$ 8,493,907	\$ 9,310,087		
% Spent	69.88%	91.79%	92.12%	87.52%	8.21%		

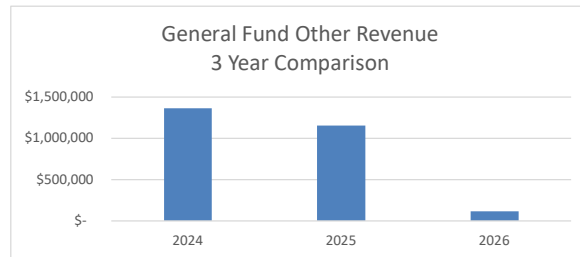
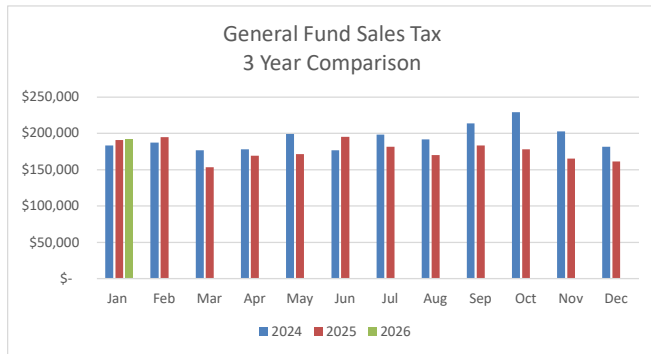
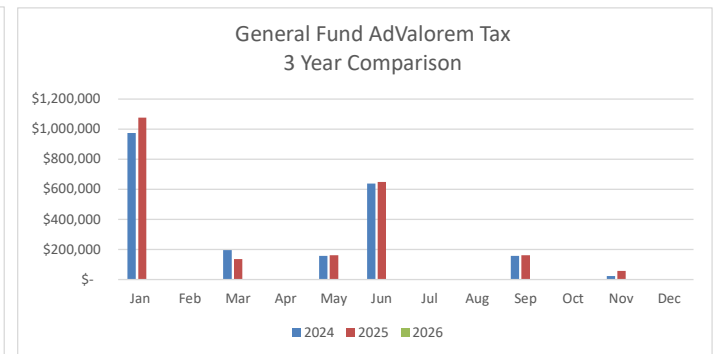
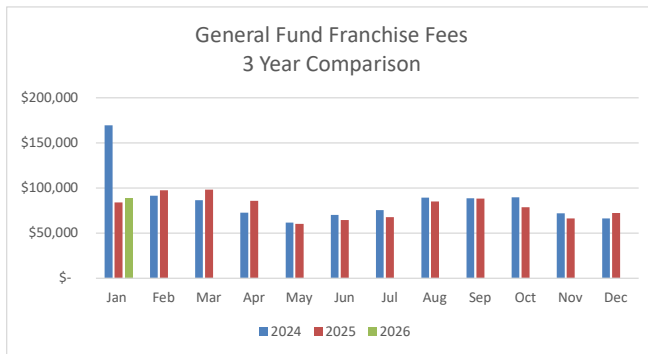
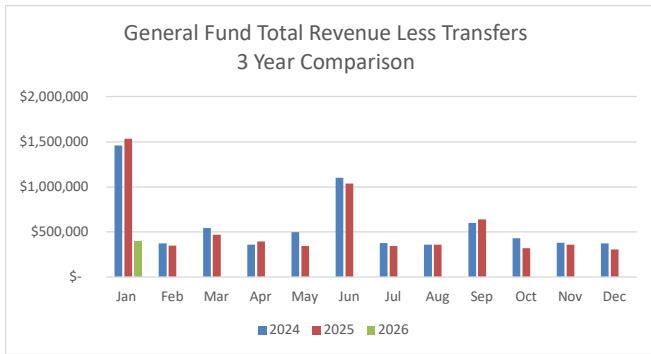


General Fund Revenue Year over Year Comparison by Funding Source

2024	Total				
	Revenue Less Transfers	Franchise Fees	Advalorem Tax	Sales Tax	Other
Jan	\$ 1,455,898	\$ 169,320	\$ 974,918	\$ 183,286	\$ 128,374
Feb	\$ 374,378	\$ 91,742	\$ -	\$ 187,082	\$ 95,554
Mar	\$ 545,818	\$ 86,574	\$ 195,227	\$ 176,576	\$ 87,441
Apr	\$ 358,299	\$ 72,782	\$ -	\$ 178,298	\$ 107,219
May	\$ 499,821	\$ 61,897	\$ 157,216	\$ 199,123	\$ 81,585
Jun	\$ 1,101,573	\$ 70,129	\$ 638,423	\$ 176,815	\$ 216,206
Jul	\$ 375,515	\$ 75,635	\$ -	\$ 198,111	\$ 101,769
Aug	\$ 360,076	\$ 89,358	\$ -	\$ 191,492	\$ 79,227
Sep	\$ 601,868	\$ 88,667	\$ 157,216	\$ 213,736	\$ 142,249
Oct	\$ 432,495	\$ 89,550	\$ -	\$ 229,289	\$ 113,656
Nov	\$ 380,699	\$ 72,161	\$ 23,231	\$ 202,697	\$ 82,610
Dec	\$ 374,021	\$ 66,387	\$ -	\$ 181,614	\$ 126,020
	<u>\$ 6,860,460</u>	<u>\$ 1,034,202</u>	<u>\$ 2,146,231</u>	<u>\$ 2,318,118</u>	<u>\$ 1,361,909</u>

2025	Total				
	Revenue Less Transfers	Franchise Fees	Advalorem Tax	Sales Tax	Other
Jan	\$ 1,533,306	\$ 84,331	\$ 1,075,865	\$ 190,918	\$ 182,193
Feb	\$ 349,741	\$ 97,355	\$ -	\$ 194,692	\$ 57,695
Mar	\$ 470,321	\$ 98,388	\$ 135,645	\$ 153,435	\$ 82,854
Apr	\$ 394,035	\$ 85,917	\$ -	\$ 169,418	\$ 138,700
May	\$ 346,414	\$ 60,372	\$ 161,490	\$ 171,630	\$ (47,078)
Jun	\$ 1,036,636	\$ 64,593	\$ 649,434	\$ 195,412	\$ 127,198
Jul	\$ 343,610	\$ 67,817	\$ -	\$ 181,631	\$ 94,162
Aug	\$ 359,772	\$ 85,178	\$ -	\$ 169,979	\$ 104,615
Sep	\$ 639,876	\$ 88,588	\$ 161,490	\$ 183,443	\$ 206,355
Oct	\$ 319,325	\$ 78,796	\$ -	\$ 178,349	\$ 62,180
Nov	\$ 360,542	\$ 66,411	\$ 56,873	\$ 165,318	\$ 71,939
Dec	\$ 307,464	\$ 72,342	\$ -	\$ 161,441	\$ 73,680
	<u>\$ 6,461,042</u>	<u>\$ 950,088</u>	<u>\$ 2,240,797</u>	<u>\$ 2,115,666</u>	<u>\$ 1,154,493</u>

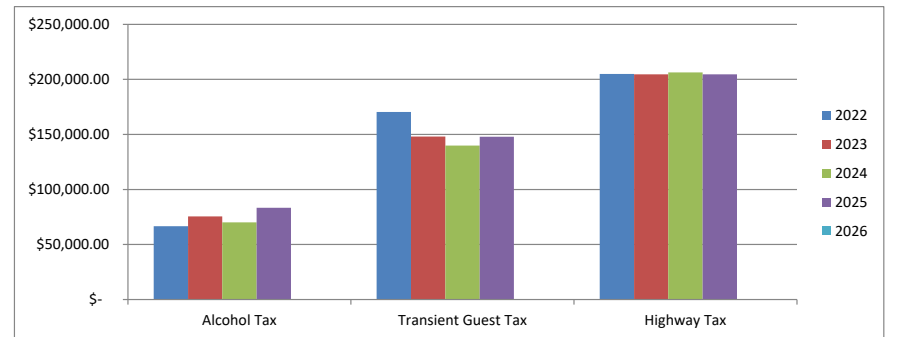
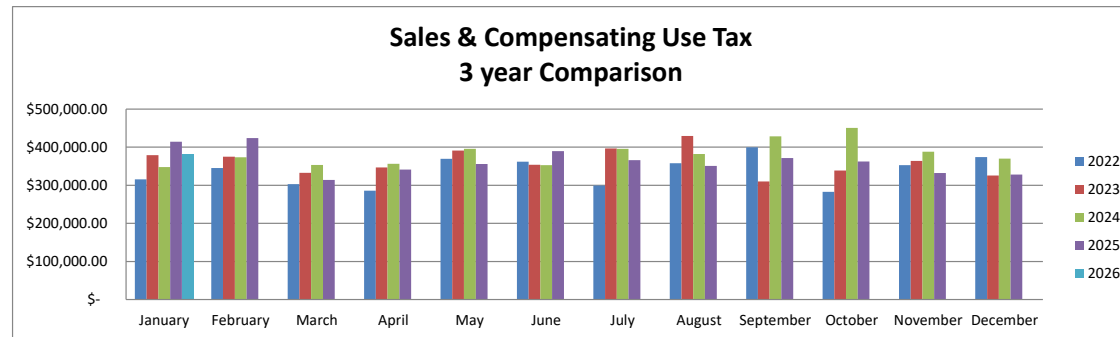
2026	Total				
	Revenue Less Transfers	Franchise Fees	Advalorem Tax	Sales Tax	Other
Jan	\$ 398,181	\$ 89,038	\$ -	\$ 192,687	\$ 116,455
Feb	\$ -	\$ -	\$ -	\$ -	\$ -
Mar	\$ -	\$ -	\$ -	\$ -	\$ -
Apr	\$ -	\$ -	\$ -	\$ -	\$ -
May	\$ -	\$ -	\$ -	\$ -	\$ -
Jun	\$ -	\$ -	\$ -	\$ -	\$ -
Jul	\$ -	\$ -	\$ -	\$ -	\$ -
Aug	\$ -	\$ -	\$ -	\$ -	\$ -
Sep	\$ -	\$ -	\$ -	\$ -	\$ -
Oct	\$ -	\$ -	\$ -	\$ -	\$ -
Nov	\$ -	\$ -	\$ -	\$ -	\$ -
Dec	\$ -	\$ -	\$ -	\$ -	\$ -
	<u>\$ 398,181</u>	<u>\$ 89,038</u>	<u>\$ -</u>	<u>\$ 192,687</u>	<u>\$ 116,455</u>
Budget %		\$ 1,198,253	\$ 2,010,022	\$ 2,217,785	
		7.43%	0.00%	8.69%	



City of Fort Scott - KS State Treasurer Payments Analysis

	2022 Actual			2023 Actual			2024 Actual			2025 Actual			2026 Actual		
	Sales Tax	Use Tax	Total	Sales Tax	Use Tax	Total	Sales Tax	Use Tax	Total	Sales Tax	Use Tax	Total	Sales Tax	Use Tax	Total
Jan	\$ 260,697.42	\$ 54,972.97	\$ 315,670.39	\$ 319,827.66	\$ 59,203.46	\$ 379,031.12	\$ 283,190.79	\$ 64,801.78	\$ 347,992.57	\$ 332,314.40	\$ 82,050.71	\$ 414,365.11	\$ 322,751.35	\$ 60,247.40	\$ 382,998.75
Feb	\$ 287,661.42	\$ 57,513.02	\$ 345,174.44	\$ 301,245.75	\$ 73,706.42	\$ 374,952.17	\$ 305,309.04	\$ 68,332.07	\$ 373,641.11	\$ 343,178.57	\$ 80,749.56	\$ 423,928.13			\$ -
Mar	\$ 251,203.22	\$ 51,506.64	\$ 302,709.86	\$ 282,810.53	\$ 49,806.88	\$ 332,617.41	\$ 288,872.40	\$ 64,437.33	\$ 353,309.73	\$ 252,093.67	\$ 62,094.77	\$ 314,188.44			\$ -
Apr	\$ 240,069.36	\$ 45,703.38	\$ 285,772.74	\$ 296,729.39	\$ 49,857.24	\$ 346,586.63	\$ 291,328.97	\$ 65,261.77	\$ 356,590.74	\$ 287,079.03	\$ 54,340.86	\$ 341,419.89			\$ -
May	\$ 307,616.07	\$ 62,054.25	\$ 369,670.32	\$ 325,644.98	\$ 65,401.18	\$ 391,046.16	\$ 327,502.37	\$ 68,148.55	\$ 395,650.92	\$ 286,680.82	\$ 68,956.70	\$ 355,637.52			\$ -
Jun	\$ 301,822.68	\$ 59,866.44	\$ 361,689.12	\$ 296,951.12	\$ 56,858.73	\$ 353,809.85	\$ 291,686.35	\$ 61,095.51	\$ 352,781.86	\$ 324,116.90	\$ 65,342.16	\$ 389,459.06			\$ -
Jul	\$ 248,098.66	\$ 51,217.06	\$ 299,315.72	\$ 336,280.51	\$ 60,201.62	\$ 396,482.13	\$ 316,635.39	\$ 79,228.52	\$ 395,863.91	\$ 300,322.40	\$ 65,609.16	\$ 365,931.56			\$ -
Aug	\$ 306,386.84	\$ 51,513.08	\$ 357,899.92	\$ 360,133.96	\$ 69,380.47	\$ 429,514.43	\$ 315,698.45	\$ 66,311.87	\$ 382,010.32	\$ 289,401.83	\$ 61,216.73	\$ 350,618.56			\$ -
Sep	\$ 322,964.14	\$ 76,842.14	\$ 399,806.28	\$ 271,538.94	\$ 38,678.74	\$ 310,217.68	\$ 318,357.39	\$ 109,980.22	\$ 428,337.61	\$ 306,240.17	\$ 65,265.16	\$ 371,505.33			\$ -
Oct	\$ 249,393.86	\$ 33,298.18	\$ 282,692.04	\$ 291,359.18	\$ 47,125.00	\$ 338,484.18	\$ 332,635.03	\$ 117,967.74	\$ 450,602.77	\$ 294,669.13	\$ 67,684.24	\$ 362,353.37			\$ -
Nov	\$ 293,105.48	\$ 59,985.48	\$ 353,090.96	\$ 300,615.90	\$ 63,217.76	\$ 363,833.66	\$ 282,118.89	\$ 106,117.47	\$ 388,236.36	\$ 279,226.63	\$ 52,990.34	\$ 332,216.97			\$ -
Dec	\$ 312,934.97	\$ 60,906.10	\$ 373,841.07	\$ 264,080.73	\$ 61,680.49	\$ 325,761.22	\$ 298,648.53	\$ 71,483.66	\$ 370,132.19	\$ 261,951.70	\$ 65,942.69	\$ 327,894.39			\$ -
	\$ 3,381,954.12	\$ 665,378.74	\$ 4,047,332.86	\$ 3,647,218.65	\$ 695,117.99	\$ 4,342,336.64	\$ 3,651,983.60	\$ 943,166.49	\$ 4,595,150.09	\$ 3,557,275.25	\$ 792,243.08	\$ 4,349,518.33	\$ 322,751.35	\$ 60,247.40	\$ 382,998.75

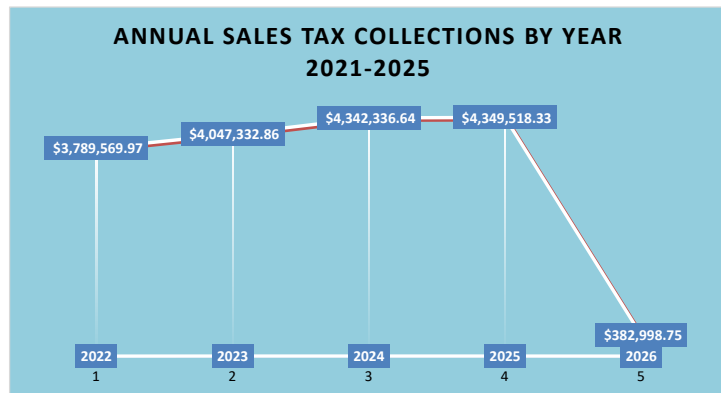
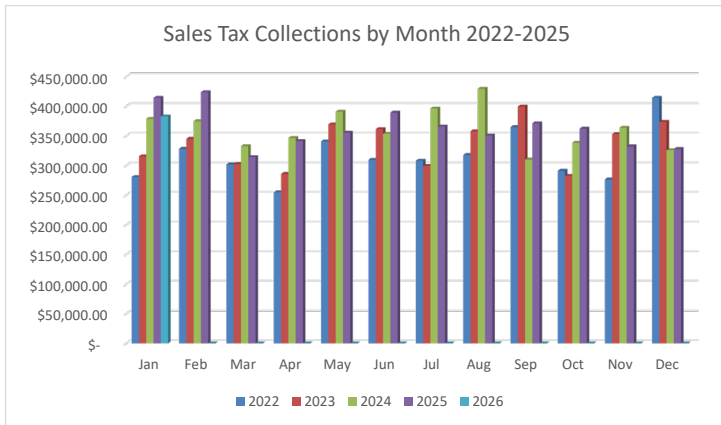
	2022 Actual			2023 Actual			2024 Actual			2025 Actual			2026 Actual		
	Alcohol Tax	Transient Guest Tax	Highway Tax	Alcohol Tax	Transient Guest Tax	Highway Tax	Alcohol Tax	Transient Guest Tax	Highway Tax	Alcohol Tax	Transient Guest Tax	Highway Tax	Alcohol Tax	Transient Guest Tax	Highway Tax
Jan			\$ 52,301.10		\$ 42,136.91	\$ 52,387.50		\$ 39,798.30	\$ 50,789.92		\$ 38,641.60	\$ 50,641.88	\$ -	\$ -	\$ -
Feb		\$ 44,395.44											\$ -	\$ -	\$ -
Mar	\$ 16,189.05			\$ 19,336.13			\$ 15,557.10			\$ 21,739.65			\$ -	\$ -	\$ -
Apr		\$ 34,196.25	\$ 49,038.85		\$ 27,790.36	\$ 46,791.44		\$ 27,384.20	\$ 48,265.92		\$ 29,259.05	\$ 46,684.88	\$ -	\$ -	\$ -
May													\$ -	\$ -	\$ -
Jun	\$ 13,182.09			\$ 22,795.97			\$ 19,306.20			\$ 17,513.97			\$ -	\$ -	\$ -
Jul		\$ 45,293.72	\$ 51,964.26		\$ 37,991.24	\$ 52,961.15		\$ 33,234.98	\$ 54,879.00		\$ 39,963.75	\$ -	\$ -	\$ -	\$ -
Aug											\$ 53,297.85		\$ -	\$ -	\$ -
Sep	\$ 19,167.08			\$ 16,402.17			\$ 18,847.07			\$ 23,613.81			\$ -	\$ -	\$ -
Oct			\$ 51,667.92		\$ 40,177.65	\$ 52,453.54		\$ 39,483.92	\$ 52,343.55		\$ 40,082.13	\$ 54,029.51	\$ -	\$ -	\$ -
Nov		\$ 46,583.23											\$ -	\$ -	\$ -
Dec	\$ 18,136.86			\$ 17,047.14			\$ 16,323.71			\$ 20,423.33			\$ -	\$ -	\$ -
	\$ 66,675.08	\$ 170,468.64	\$ 204,972.13	\$ 75,581.41	\$ 148,096.16	\$ 204,593.63	\$ 70,034.08	\$ 139,901.40	\$ 206,278.39	\$ 83,290.76	\$ 147,946.53	\$ 204,654.12	\$ -	\$ -	\$ -



*Note: Alcohol Tax is split between the General, Special Parks & Special Alcohol Funds

	2022	2023	2024	2025	2026
Jan	\$ 280,739.13	\$ 315,670.39	\$ 379,031.12	\$ 414,365.11	\$ 382,998.75
Feb	\$ 328,313.63	\$ 345,174.44	\$ 374,952.17	\$ 423,928.13	\$ -
Mar	\$ 302,047.44	\$ 302,709.86	\$ 332,617.41	\$ 314,188.44	\$ -
Apr	\$ 254,790.39	\$ 285,772.74	\$ 346,586.63	\$ 341,419.89	\$ -
May	\$ 340,742.41	\$ 369,670.32	\$ 391,046.16	\$ 355,637.52	\$ -
Jun	\$ 309,768.62	\$ 361,689.12	\$ 353,809.85	\$ 389,459.06	\$ -
Jul	\$ 308,184.74	\$ 299,315.72	\$ 396,482.13	\$ 365,931.56	\$ -
Aug	\$ 317,915.86	\$ 357,899.92	\$ 429,514.43	\$ 350,618.56	\$ -
Sep	\$ 364,930.51	\$ 399,806.28	\$ 310,217.68	\$ 371,505.33	\$ -
Oct	\$ 291,146.85	\$ 282,692.04	\$ 338,484.18	\$ 362,353.37	\$ -
Nov	\$ 276,590.46	\$ 353,090.96	\$ 363,833.66	\$ 332,216.97	\$ -
Dec	\$ 414,399.93	\$ 373,841.07	\$ 325,761.22	\$ 327,894.39	\$ -
Total	\$ 3,789,569.97	\$ 4,047,332.86	\$ 4,342,336.64	\$ 4,349,518.33	\$ 382,998.75

	2022	2023	2024	2025	2026	2023	2024	2025	2026
Jan	\$ 280,739.13	\$ 315,670.39	\$ 379,031.12	\$ 414,365.11	\$ 382,998.75	12%	20%	9%	-8%
Feb	\$ 609,052.76	\$ 660,844.83	\$ 753,983.29	\$ 838,293.24	\$ 382,998.75	9%	14%	11%	-54%
Mar	\$ 911,100.20	\$ 963,554.69	\$ 1,086,600.70	\$ 1,152,481.68	\$ 382,998.75	6%	13%	6%	-67%
Apr	\$ 1,165,890.59	\$ 1,249,327.43	\$ 1,433,187.33	\$ 1,493,901.57	\$ 382,998.75	7%	15%	4%	-74%
May	\$ 1,506,633.00	\$ 1,618,997.75	\$ 1,824,233.49	\$ 1,849,539.09	\$ 382,998.75	7%	13%	1%	-79%
Jun	\$ 1,816,401.62	\$ 1,980,686.87	\$ 2,178,043.34	\$ 2,238,998.15	\$ 382,998.75	9%	10%	3%	-83%
Jul	\$ 2,124,586.36	\$ 2,280,002.59	\$ 2,574,525.47	\$ 2,604,929.71	\$ 382,998.75	7%	13%	1%	-85%
Aug	\$ 2,442,502.22	\$ 2,637,902.51	\$ 3,004,039.90	\$ 2,955,548.27	\$ 382,998.75	8%	14%	-2%	-87%
Sep	\$ 2,807,432.73	\$ 3,037,708.79	\$ 3,314,257.58	\$ 3,327,053.60	\$ 382,998.75	8%	9%	0%	-88%
Oct	\$ 3,098,579.58	\$ 3,320,400.83	\$ 3,652,741.76	\$ 3,689,406.97	\$ 382,998.75	7%	10%	1%	-90%
Nov	\$ 3,375,170.04	\$ 3,673,491.79	\$ 4,016,575.42	\$ 4,021,623.94	\$ 382,998.75	9%	9%	0%	-90%
Dec	\$ 3,789,569.97	\$ 4,047,332.86	\$ 4,342,336.64	\$ 4,349,518.33	\$ 382,998.75	7%	7%	0%	-91%

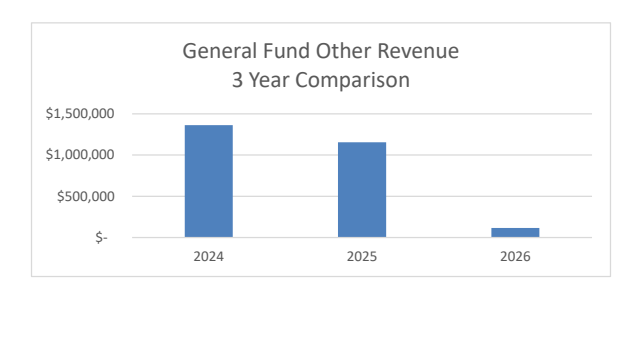
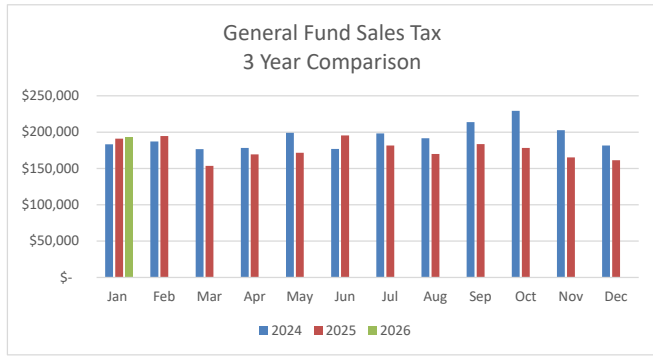
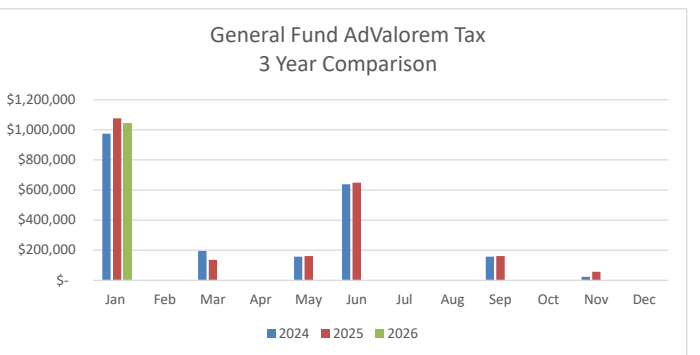
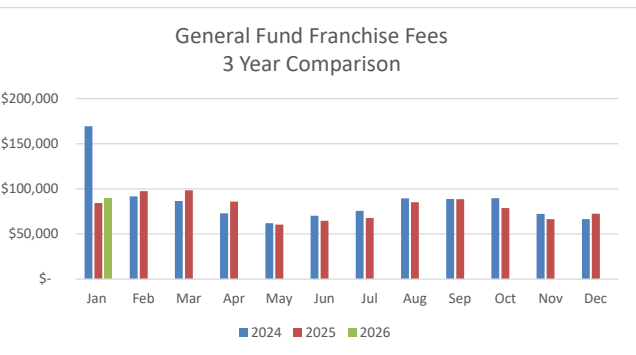
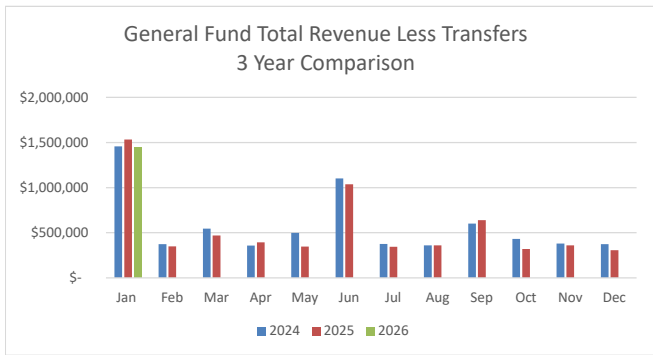


General Fund Revenue Year over Year Comparison by Funding Source

2024	Total Revenue Less				
	Transfers	Franchise Fees	Advalorem Tax	Sales Tax	Other
Jan	\$ 1,455,898	\$ 169,320	\$ 974,918	\$ 183,286	\$ 128,374
Feb	\$ 374,378	\$ 91,742	\$ -	\$ 187,082	\$ 95,554
Mar	\$ 545,818	\$ 86,574	\$ 195,227	\$ 176,576	\$ 87,441
Apr	\$ 358,299	\$ 72,782	\$ -	\$ 178,298	\$ 107,219
May	\$ 499,821	\$ 61,897	\$ 157,216	\$ 199,123	\$ 81,585
Jun	\$ 1,101,573	\$ 70,129	\$ 638,423	\$ 176,815	\$ 216,206
Jul	\$ 375,515	\$ 75,635	\$ -	\$ 198,111	\$ 101,769
Aug	\$ 360,076	\$ 89,358	\$ -	\$ 191,492	\$ 79,227
Sep	\$ 601,868	\$ 88,667	\$ 157,216	\$ 213,736	\$ 142,249
Oct	\$ 432,495	\$ 89,550	\$ -	\$ 229,289	\$ 113,656
Nov	\$ 380,699	\$ 72,161	\$ 23,231	\$ 202,697	\$ 82,610
Dec	\$ 374,021	\$ 66,387	\$ -	\$ 181,614	\$ 126,020
	<u>\$ 6,860,460</u>	<u>\$ 1,034,202</u>	<u>\$ 2,146,231</u>	<u>\$ 2,318,118</u>	<u>\$ 1,361,909</u>

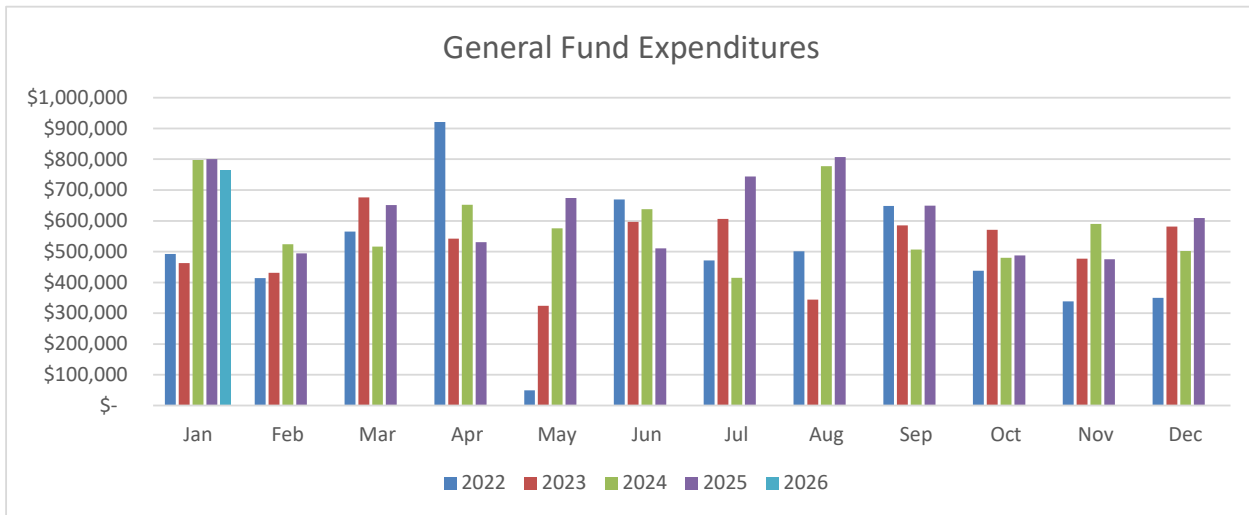
2025	Total Revenue Less				
	Transfers	Franchise Fees	Advalorem Tax	Sales Tax	Other
Jan	\$ 1,533,306	\$ 84,331	\$ 1,075,865	\$ 190,918	\$ 182,193
Feb	\$ 349,741	\$ 97,355	\$ -	\$ 194,692	\$ 57,695
Mar	\$ 470,321	\$ 98,388	\$ 135,645	\$ 153,435	\$ 82,854
Apr	\$ 394,035	\$ 85,917	\$ -	\$ 169,418	\$ 138,700
May	\$ 346,414	\$ 60,372	\$ 161,490	\$ 171,630	\$ (47,078)
Jun	\$ 1,036,636	\$ 64,593	\$ 649,434	\$ 195,412	\$ 127,198
Jul	\$ 343,610	\$ 67,817	\$ -	\$ 181,631	\$ 94,162
Aug	\$ 359,772	\$ 85,178	\$ -	\$ 169,979	\$ 104,615
Sep	\$ 639,876	\$ 88,588	\$ 161,490	\$ 183,443	\$ 206,355
Oct	\$ 319,325	\$ 78,796	\$ -	\$ 178,349	\$ 62,180
Nov	\$ 360,542	\$ 66,411	\$ 56,873	\$ 165,318	\$ 71,939
Dec	\$ 307,464	\$ 72,342	\$ -	\$ 161,441	\$ 73,680
	<u>\$ 6,461,042</u>	<u>\$ 950,088</u>	<u>\$ 2,240,797</u>	<u>\$ 2,115,666</u>	<u>\$ 1,154,493</u>

2026	Total Revenue				
	Less Transfers	Franchise Fees	Advalorem Tax	Sales Tax	Other
Jan	\$ 1,441,715	\$ 89,038	\$ 1,043,534	\$ 192,687	\$ 116,455
Feb	\$ -	\$ -	\$ -	\$ -	\$ -
Mar	\$ -	\$ -	\$ -	\$ -	\$ -
Apr	\$ -	\$ -	\$ -	\$ -	\$ -
May	\$ -	\$ -	\$ -	\$ -	\$ -
Jun	\$ -	\$ -	\$ -	\$ -	\$ -
Jul	\$ -	\$ -	\$ -	\$ -	\$ -
Aug	\$ -	\$ -	\$ -	\$ -	\$ -
Sep	\$ -	\$ -	\$ -	\$ -	\$ -
Oct	\$ -	\$ -	\$ -	\$ -	\$ -
Nov	\$ -	\$ -	\$ -	\$ -	\$ -
Dec	\$ -	\$ -	\$ -	\$ -	\$ -
	<u>\$ 1,441,715</u>	<u>\$ 89,038</u>	<u>\$ 1,043,534</u>	<u>\$ 192,687</u>	<u>\$ 116,455</u>
Budget %		\$ 1,198,253	\$ 2,010,022	\$ 2,217,785	
		7.43%	51.92%	8.69%	



General Fund Year Over Year Expenditures Comparison by Month

						(Over)/Under Compared to	
	2022	2023	2024	2025	2026	Prior Year	Anticipated % S
Jan	\$ 492,577	\$ 462,815	\$ 797,193	\$ 800,511	\$ 764,497	\$ 36,015	8%
Feb	\$ 413,981	\$ 430,813	\$ 524,373	\$ 494,671	\$ -	\$ 494,671	17%
Mar	\$ 565,229	\$ 675,805	\$ 516,719	\$ 651,472	\$ -	\$ 651,472	25%
Apr	\$ 920,775	\$ 541,934	\$ 651,792	\$ 530,472	\$ -	\$ 530,472	33%
May	\$ 48,916	\$ 323,750	\$ 575,727	\$ 674,069	\$ -	\$ 674,069	42%
Jun	\$ 669,329	\$ 596,608	\$ 638,067	\$ 510,801	\$ -	\$ 510,801	50%
Jul	\$ 471,581	\$ 605,970	\$ 414,797	\$ 743,583	\$ -	\$ 743,583	58%
Aug	\$ 500,821	\$ 344,288	\$ 777,751	\$ 807,106	\$ -	\$ 807,106	67%
Sep	\$ 648,257	\$ 585,173	\$ 507,117	\$ 648,916	\$ -	\$ 648,916	75%
Oct	\$ 438,106	\$ 571,086	\$ 479,593	\$ 487,952	\$ -	\$ 487,952	83%
Nov	\$ 338,762	\$ 477,044	\$ 590,326	\$ 475,139	\$ -	\$ 475,139	92%
Dec	\$ 349,598	\$ 581,157	\$ 501,779	\$ 608,797	\$ -	\$ 608,797	100%
	\$ 5,857,931	\$ 6,196,443	\$ 6,975,236	\$ 7,433,490	\$ 764,497	\$ 6,668,993	
Budget	\$ 8,382,584	\$ 6,750,695	\$ 7,571,797	\$ 8,493,907	\$ 9,310,087		
% Spent	69.88%	91.79%	92.12%	87.52%	8.21%		



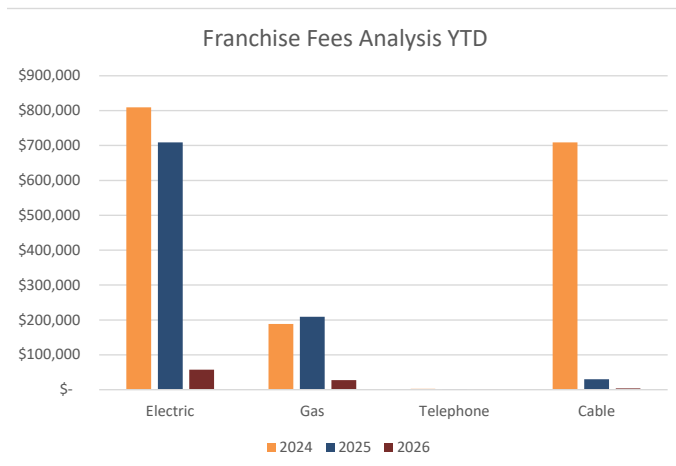
City of Fort Scott Franchise Fees Analysis

	2026 Actual				
	Electric	Gas	Telephone	Cable	Totals
Jan	\$ 57,713	\$ 27,544	\$ 132	\$ 3,650	\$ 89,038
Feb	\$ -	\$ -	\$ -	\$ -	\$ -
Mar	\$ -	\$ -	\$ -	\$ -	\$ -
Apr	\$ -	\$ -	\$ -	\$ -	\$ -
May	\$ -	\$ -	\$ -	\$ -	\$ -
Jun	\$ -	\$ -	\$ -	\$ -	\$ -
Jul	\$ -	\$ -	\$ -	\$ -	\$ -
Aug	\$ -	\$ -	\$ -	\$ -	\$ -
Sep	\$ -	\$ -	\$ -	\$ -	\$ -
Oct	\$ -	\$ -	\$ -	\$ -	\$ -
Nov	\$ -	\$ -	\$ -	\$ -	\$ -
Dec	\$ -	\$ -	\$ -	\$ -	\$ -
	\$ 57,713	\$ 27,544	\$ 132	\$ 3,650	\$ 89,038

	2025 Actual				
	Electric	Gas	Telephone	Cable	Totals
Jan	\$ 53,946	\$ 26,114	\$ 238	\$ 4,033	\$ 84,331
Feb	\$ 59,608	\$ 37,261	\$ 485	\$ -	\$ 97,355
Mar	\$ 60,667	\$ 37,650	\$ 70	\$ -	\$ 98,388
Apr	\$ 54,476	\$ 27,187	\$ 120	\$ 4,133	\$ 85,917
May	\$ 44,308	\$ 15,940	\$ 124	\$ -	\$ 60,372
Jun	\$ 46,589	\$ 10,636	\$ 98	\$ 7,270	\$ 64,593
Jul	\$ 54,787	\$ 9,022	\$ 141	\$ 3,867	\$ 67,817
Aug	\$ 77,559	\$ 7,476	\$ 143	\$ -	\$ 85,178
Sep	\$ 80,677	\$ 7,771	\$ 140	\$ -	\$ 88,588
Oct	\$ 66,826	\$ 8,253	\$ 130	\$ 3,587	\$ 78,796
Nov	\$ 58,430	\$ 7,841	\$ 141	\$ -	\$ 66,411
Dec	\$ 51,018	\$ 14,008	\$ 132	\$ 7,184	\$ 72,342
	\$ 708,891	\$ 209,160	\$ 1,963	\$ 30,074	\$ 950,088

	2024 Actual				
	Electric	Gas	Telephone	Cable	Totals
Jan	\$ 140,801	\$ 22,622	\$ 282	\$ 5,614	\$ 169,320
Feb	\$ 59,241	\$ 32,223	\$ 278	\$ -	\$ 91,742
Mar	\$ 57,387	\$ 28,569	\$ 618	\$ -	\$ 86,574
Apr	\$ 48,808	\$ 18,864	\$ 211	\$ 4,898	\$ 72,782
May	\$ 45,877	\$ 16,018	\$ 1	\$ -	\$ 61,897
Jun	\$ 51,035	\$ 11,549	\$ 202	\$ 7,343	\$ 70,129
Jul	\$ 61,571	\$ 9,500	\$ 180	\$ 4,384	\$ 75,635
Aug	\$ 80,388	\$ 8,636	\$ 334	\$ -	\$ 89,358
Sep	\$ 79,511	\$ 9,032	\$ 124	\$ -	\$ 88,667
Oct	\$ 75,976	\$ 9,138	\$ 112	\$ 4,325	\$ 89,550
Nov	\$ 62,150	\$ 9,716	\$ 296	\$ -	\$ 72,161
Dec	\$ 46,832	\$ 12,369	\$ -	\$ 7,186	\$ 66,387
	\$ 809,576	\$ 188,236	\$ 2,640	\$ 33,750	\$ 1,034,202

	2024	2025	2026
Electric	\$ 809,576	\$ 708,891	\$ 57,713
Gas	\$ 188,236	\$ 209,160	\$ 27,544
Telephone	\$ 2,640	\$ 1,963	\$ 132
Cable	\$ 708,891	\$ 30,074	\$ 3,650
	\$ 1,034,202	\$ 950,088	\$ 89,038



Ad Valorem Tax 5 Year Analysis

	2022	2023	2024	2025	2026	2026 Budget	2026 % Received
General	\$ 1,828,099	\$ 1,910,751	\$ 1,989,015	\$ 2,079,306	\$ 1,043,534	\$ 2,010,022	52%
Library	\$ 282,006	\$ 277,191	\$ 282,059	\$ 299,680	\$ 158,780	\$ 317,738	50%
Public Safety	\$ -	\$ 83,114	\$ 100,291	\$ 103,949	\$ 59,436	\$ 114,724	52%
Econ Dev	\$ -	\$ -	\$ -	\$ -	\$ -	\$ -	0%
Debt Service	\$ 306,419	\$ 169,131	\$ 21,431	\$ 15,238	\$ 51	\$ -	#DIV/0!
	<u>\$ 2,416,524</u>	<u>\$ 2,440,188</u>	<u>\$ 2,392,795</u>	<u>\$ 2,498,174</u>	<u>\$ 1,261,801</u>	<u>\$ 2,442,484</u>	<u>52%</u>

General	2022	2023	2024	2025	2026	
Jan	\$ 977,331	\$ 957,280	\$ 974,918	\$ 1,075,865	\$ 1,043,534	
Mar	\$ 30,370	\$ 115,180	\$ 195,227	\$ 135,645	\$ -	
Jun	\$ 627,465	\$ 671,314	\$ 638,423	\$ 649,434	\$ -	
Sep	\$ 162,391	\$ 140,253	\$ 157,216	\$ 161,490	\$ -	
Nov	\$ 30,543	\$ 26,724	\$ 23,231	\$ 56,873	\$ -	
Total	<u>\$ 1,828,099</u>	<u>\$ 1,910,751</u>	<u>\$ 1,989,015</u>	<u>\$ 2,079,306</u>	<u>\$ 1,043,534</u>	\$ (1,035,772)

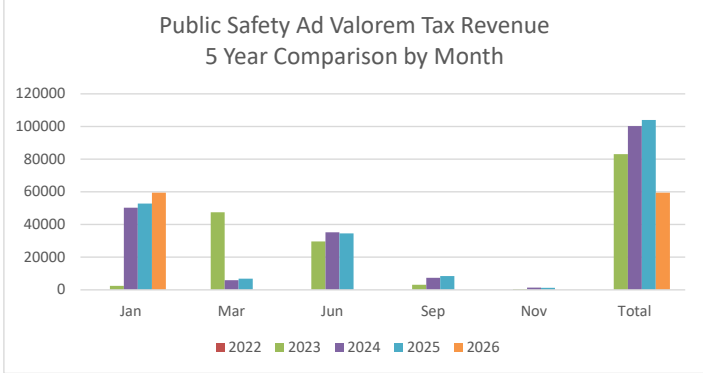
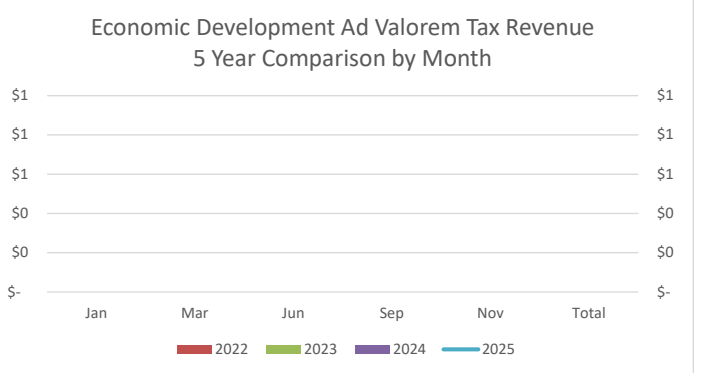
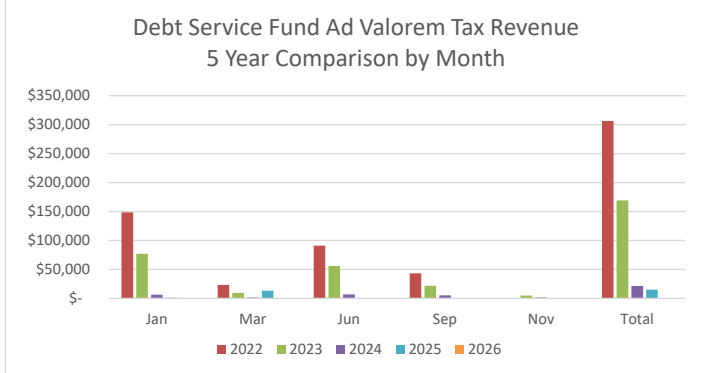
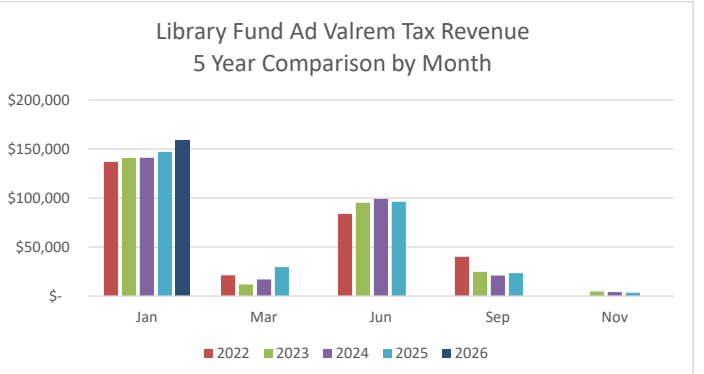
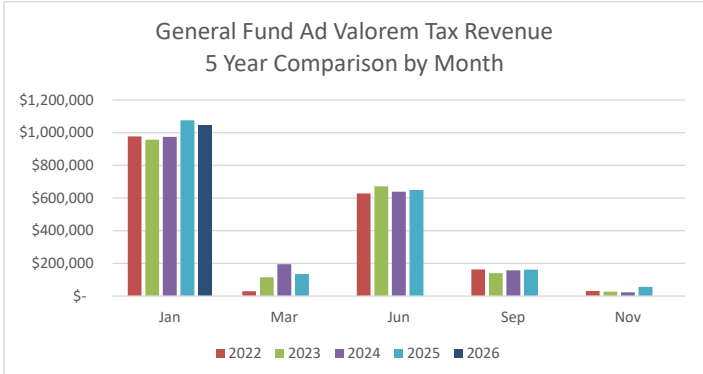
Library	2022	2023	2024	2025	2026	
Jan	\$ 136,828	\$ 140,838	\$ 141,077	\$ 147,081	\$ 158,780	
Mar	\$ 21,220	\$ 11,777	\$ 17,008	\$ 29,500	\$ -	
Jun	\$ 83,823	\$ 95,117	\$ 99,060	\$ 96,239	\$ -	
Sep	\$ 40,135	\$ 24,778	\$ 20,899	\$ 23,439	\$ -	
Nov		\$ 4,681	\$ 4,014	\$ 3,420	\$ -	
Total	<u>\$ 282,006</u>	<u>\$ 277,191</u>	<u>\$ 282,059</u>	<u>\$ 299,680</u>	<u>\$ 158,780</u>	

Public Safety	2022	2023	2024	2025	2026	
Jan	\$ -	\$ 2,437	\$ 50,329	\$ 52,818	\$ 59,436	
Mar	\$ -	\$ 47,436	\$ 5,970	\$ 6,833	\$ -	
Jun	\$ -	\$ 29,665	\$ 35,216	\$ 34,609	\$ -	
Sep	\$ -	\$ 3,159	\$ 7,376	\$ 8,457	\$ -	
Nov	\$ -	\$ 416	\$ 1,400	\$ 1,232	\$ -	
Total	<u>\$ -</u>	<u>\$ 83,114</u>	<u>\$ 100,291</u>	<u>\$ 103,949</u>	<u>\$ 59,436</u>	

Econ Dev	2022	2023	2024	2025	2026	
Jan					\$ -	
Mar						
Jun						
Sep						
Nov						
Total	<u>\$ -</u>	<u>\$ -</u>	<u>\$ -</u>	<u>\$ -</u>	<u>\$ -</u>	

Debt Service	2022	2023	2024	2025	2026	
Jan	\$ 148,704	\$ 77,196	\$ 6,294	\$ 1,307	\$ 51	
Mar	\$ 23,153	\$ 9,357	\$ 1,540	\$ 13,355	\$ -	
Jun	\$ 91,145	\$ 55,926	\$ 6,876	\$ 548	\$ -	
Sep	\$ 43,417	\$ 21,907	\$ 5,146	\$ 13	\$ -	
Nov		\$ 4,745	\$ 1,575	\$ 15	\$ -	
Total	<u>\$ 306,419</u>	<u>\$ 169,131</u>	<u>\$ 21,431</u>	<u>\$ 15,238</u>	<u>\$ 51</u>	

Ad Valorem Tax Revenue 5 Year Comparison By Fund & Month



City of Fort Scott - Utility Funds 5 Year Analysis

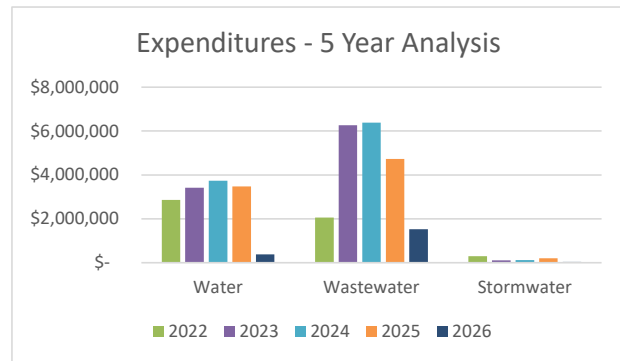
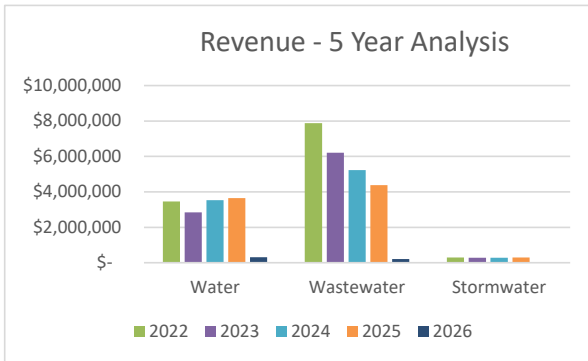
Revenue	2022	2023	2024	2025	2026	Budgeted	% Received
	2022	2023	2024	2025	2026	2026	2026
Water	\$ 3,460,615	\$ 2,846,811	\$ 3,535,026	\$ 3,648,348	\$ 304,748	\$ 3,816,681	8%
Wastewater	\$ 7,878,040	\$ 6,207,580	\$ 5,221,386	\$ 4,382,713	\$ 200,122	\$ 4,999,347	4%
Stormwater	\$ 288,005	\$ 280,015	\$ 285,158	\$ 293,967	\$ 24,577	\$ 282,853	9%

Expenditures	2022	2023	2024	2025	2026	Budgeted	% Spent
	2022	2023	2024	2025	2026	2026	2026
Water	\$ 2,865,446	\$ 3,413,407	\$ 3,739,804	\$ 3,479,518	\$ 378,407	\$ 3,816,681	10%
Wastewater	\$ 2,053,035	\$ 6,261,648	\$ 6,378,211	\$ 4,729,011	\$ 1,527,221	\$ 5,027,157	30%
Stormwater	\$ 299,939	\$ 113,233	\$ 119,517	\$ 199,641	\$ 31,748	\$ 106,847	30%

Surplus/(Deficit)	2022	2023	2024	2025	2026
	Water	\$ 595,169	\$ (566,596)	\$ (204,778)	\$ 168,830
Wastewater	\$ 5,825,005	\$ (54,068)	\$ (1,156,825)	\$ (346,298)	\$ (1,327,099)
Stormwater	\$ (11,934)	\$ 166,782	\$ 165,641	\$ 94,326	\$ (7,171)

	2026 Revenue		
	Water	Wastewater	Stormwater
Jan	\$ 304,748	\$ 200,122	\$ 24,577
Feb	\$ -	\$ -	\$ -
Mar	\$ -	\$ -	\$ -
Apr	\$ -	\$ -	\$ -
May	\$ -	\$ -	\$ -
Jun	\$ -	\$ -	\$ -
Jul	\$ -	\$ -	\$ -
Aug	\$ -	\$ -	\$ -
Sep	\$ -	\$ -	\$ -
Oct	\$ -	\$ -	\$ -
Nov	\$ -	\$ -	\$ -
Dec	\$ -	\$ -	\$ -
Total	\$ 304,748	\$ 200,122	\$ 24,577

	2026 Expenditures		
	Water	Wastewater	Stormwater
Jan	\$ 378,407	\$ 1,527,221	\$ 31,748
Feb	\$ -	\$ -	\$ -
Mar	\$ -	\$ -	\$ -
Apr	\$ -	\$ -	\$ -
May	\$ -	\$ -	\$ -
Jun	\$ -	\$ -	\$ -
Jul	\$ -	\$ -	\$ -
Aug	\$ -	\$ -	\$ -
Sep	\$ -	\$ -	\$ -
Oct	\$ -	\$ -	\$ -
Nov	\$ -	\$ -	\$ -
Dec	\$ -	\$ -	\$ -
Total	\$ 378,407	\$ 1,527,221	\$ 31,748



	Budgeted	Expenditures	% Exp as of 1.31.2026	Transfers	Total Exp + Transfers as of 1.31.2026	% Exp + Transfers as of 1.31.2026
Water	\$ 3,816,681	\$ 378,407	10%	\$ -	\$ 378,407	10%
Wastewater	\$ 4,999,347	\$ 1,527,221	31%	\$ -	\$ 1,527,221	31%
Stormwater	\$ 106,847	\$ 31,748	30%	\$ -	\$ 31,748	30%

Budgeted Transfers Completed

Month	Fund From		Fund To		Amount
January	712	Wastewater	707	Sewer Capital Reseve	\$ 1,265,000.00
January	100	General Fund	216	Laroche Capital Outlay	\$ 20,000.00
January	100	General Fund	214	Capital Improvements	\$ 25,000.00
January	711	Water Utility	708	Water Capital Reserve	\$ 120,000.00
January	719	Stormwater Utility	709	Stormwater Reserves	\$ 25,000.00
					\$ -
					<u>\$ 1,455,000.00</u>

Transfer Out Totals By Fund

100	\$	45,000.00
203	\$	-
210	\$	-
711	\$	120,000.00
712	\$	1,265,000.00
719	\$	25,000.00
	\$	<u>1,455,000.00</u>



Fort Scott, KS

Monthly Activity Report

Account Summary

	March 2025	April 2025	May 2025	June 2025	July 2025	August 2025	September 2025	October 2025	November 2025	December 2025	January 2026	February 2026	
Fund: 100 - GENERAL FUND													
Revenue													
100-000-401000	AD VALOREM TAX - CURRENT	113,459.18	0.00	0.00	618,760.59	0.00	0.00	77,762.82	0.00	9,822.61	0.00	0.00	1,067,256.53
100-000-401001	NEIGHBORHOOD REVITALIZATION REBATE	0.00	0.00	0.00	-37,450.36	0.00	0.00	0.00	0.00	0.00	0.00	0.00	-58,476.77
100-000-402000	AD VALOREM TAX - DELINQUENT	9,154.79	0.00	0.00	19,264.80	0.00	0.00	10,333.49	0.00	10,167.71	0.00	0.00	8,863.96
100-000-403000	MOTOR VEHICLE TAX	12,787.50	0.00	0.00	48,105.96	0.00	0.00	69,370.26	0.00	36,390.14	0.00	0.00	25,378.89
100-000-404000	R.V. TAX	103.38	0.00	0.00	555.76	0.00	0.00	682.32	0.00	312.25	0.00	0.00	153.42
100-000-405000	HEAVY TRUCK TAX	139.75	0.00	0.00	197.14	0.00	0.00	3,340.80	0.00	180.63	0.00	0.00	358.23
100-000-407000	PAYMENTS IN LIEU OF TAXES	0.00	0.00	0.00	0.00	0.00	0.00	0.00	0.00	0.00	0.00	50,033.07	0.00
100-000-411000	FRANCHISE TAX - ELECTRICITY	60,667.28	54,476.16	44,307.81	46,588.60	54,786.65	77,559.30	80,677.31	66,825.98	58,429.82	51,018.37	57,712.75	0.00
100-000-412000	FRANCHISE TAX - GAS	37,650.00	27,187.46	15,939.95	10,636.12	9,022.07	7,475.91	7,771.04	8,253.12	7,840.90	14,007.82	27,544.07	30,600.43
100-000-413000	FRANCHISE TAX - TELEPHONE	70.39	120.15	124.24	98.00	141.05	142.92	139.92	130.49	140.77	132.17	131.58	0.00
100-000-414000	FRANCHISE TAX - CABLE	0.00	4,132.92	0.00	7,269.87	3,867.06	0.00	0.00	3,586.87	0.00	7,184.10	3,649.95	0.00
100-000-421000	CITY SALES TAX	116,366.33	135,965.05	130,082.95	155,964.80	142,174.53	133,618.51	143,853.41	137,743.52	132,054.54	122,606.15	155,845.58	0.00
100-000-422000	COUNTY SALES TAX	6,029.42	6,588.15	6,905.64	7,291.97	6,981.06	7,172.41	7,321.00	7,080.38	6,389.48	6,079.25	7,173.30	0.00
100-000-423000	CITY COMPENSATING USE TAX	29,211.14	25,212.52	32,641.77	30,142.17	30,488.01	27,136.96	30,284.73	31,478.12	25,382.30	30,778.37	27,816.21	0.00
100-000-424000	COUNTY COMPENSATING USE TAX	1,827.81	1,652.21	1,999.41	2,012.89	1,987.71	2,051.13	1,983.81	2,046.71	1,491.69	1,977.51	1,852.31	0.00
100-000-425000	CID SALES TAX - EMD / DQ	140.05	104.92	133.83	113.40	113.07	126.18	117.12	81.79	108.34	107.50	176.50	0.00
100-000-431000	SPECIAL ALCOHOL TAX	7,246.55	0.00	0.00	5,837.99	0.00	0.00	7,871.27	0.00	0.00	6,807.77	0.00	0.00
100-000-432000	USD 234 LAROCHE BALLFIELD	0.00	14,267.89	0.00	0.00	0.00	0.00	15,950.30	0.00	0.00	0.00	0.00	0.00
100-000-432500	USD 234 SRO REIMBURSEMENT	0.00	40,500.00	0.00	0.00	0.00	0.00	0.00	0.00	0.00	0.00	0.00	0.00
100-000-432600	USD 234 / FSRC GYM REIMBURSEMENT	0.00	4,333.72	0.00	0.00	0.00	1,908.30	1,908.30	0.00	0.00	728.93	728.93	0.00
100-000-438000	GRANTS	0.00	0.00	0.00	18,316.50	4,775.00	0.00	0.00	0.00	0.00	0.00	0.00	0.00
100-000-438003	GRANT - D.A.R.E.	0.00	0.00	0.00	0.00	300.00	0.00	0.00	0.00	0.00	0.00	0.00	0.00
100-000-438004	GRANT - STEP GRANT	0.00	97.11	0.00	0.00	0.00	298.04	0.00	69.42	0.00	0.00	0.00	0.00
100-000-438014	IMPACT GRANT	0.00	0.00	0.00	160.80	0.00	0.00	0.00	0.00	0.00	0.00	0.00	0.00
100-000-451001	MUNICIPAL COURT FINES	7,340.26	7,370.52	7,966.86	8,280.56	6,883.86	7,609.26	8,151.93	6,752.27	9,694.44	11,601.80	5,196.55	3,051.22
100-000-451002	WARRANT FEE	27.22	27.22	2.22	2.22	2.22	2.22	2.22	2.22	2.23	0.00	0.00	0.00
100-000-452000	ANIMAL ADOPTION FEES	174.00	87.00	211.00	261.00	174.00	0.00	0.00	87.00	348.00	87.00	87.00	0.00
100-000-453000	ANIMAL IMPOUND FEES	0.00	0.00	0.00	0.00	0.00	0.00	46.00	0.00	0.00	0.00	0.00	0.00
100-000-464007	GOLF DAILY TRAIL FEES	0.00	130.00	0.00	0.00	0.00	0.00	0.00	0.00	0.00	0.00	0.00	0.00
100-000-464011	GOLF TOURNAMENTS	0.00	0.00	1,920.00	0.00	0.00	0.00	0.00	0.00	0.00	0.00	0.00	0.00
100-000-465001	AQUATIC CENTER - GATE	0.00	4,657.64	3,440.10	1,952.36	0.00	0.00	0.00	0.00	0.00	0.00	0.00	0.00
100-000-465002	AQUATIC CENTER - CONCESSIONS	0.00	0.00	927.72	8,793.19	7,460.35	1,498.28	0.00	0.00	0.00	0.00	0.00	0.00
100-000-465003	AQUATIC CENTER - GATE 15-62	0.00	0.00	312.00	3,888.00	4,962.00	1,233.00	0.00	0.00	0.00	0.00	0.00	0.00
100-000-465004	AQUATIC CENTER - GATE 63 & OLDER	0.00	0.00	0.00	106.14	236.07	56.73	0.00	0.00	0.00	0.00	0.00	0.00

Monthly Activity Report

		March 2025	April 2025	May 2025	June 2025	July 2025	August 2025	September 2025	October 2025	November 2025	December 2025	January 2026	February 2026
100-000-465005	AQUATIC CENTER - GATE 3-14	0.00	0.00	446.00	5,144.00	5,118.00	1,290.00	0.00	0.00	0.00	0.00	0.00	0.00
100-000-465520	AQUATIC CENTER - POOL PARTY	0.00	0.00	274.22	3,153.83	2,605.09	1,371.10	0.00	0.00	0.00	0.00	0.00	0.00
100-000-465521	AQUATIC CENTER - MISCELLANEOUS	0.00	0.00	1.83	0.00	0.00	0.00	0.00	0.00	0.00	0.00	0.00	0.00
100-000-466001	AIRPORT FUEL & OIL SALES	6,445.25	12,004.06	10,468.15	16,629.64	12,264.92	13,918.70	13,481.23	10,344.82	17,968.65	6,704.07	11,084.34	4,603.54
100-000-466002	AIRPORT HANGAR LEASES	4,470.00	1,220.00	600.00	740.00	2,730.00	5,860.00	1,640.00	1,420.00	4,890.00	740.00	3,770.00	1,200.00
100-000-466003	AIRPORT LAND LEASES	0.00	10.00	9,000.00	0.00	0.00	0.00	0.00	0.00	0.00	0.00	0.00	0.00
100-000-467001	BRCC - AEROBICS	661.00	1,112.00	1,303.40	1,992.50	1,356.00	746.50	1,192.00	771.00	861.00	588.00	795.00	240.00
100-000-467002	BRCC - BUILDING RENTAL	755.00	1,005.00	450.00	622.50	550.00	385.00	715.00	605.00	770.00	700.00	1,515.00	255.00
100-000-467003	BRCC - TAE KWON DO	200.00	0.00	200.00	0.00	320.00	0.00	520.00	40.00	0.00	0.00	320.00	40.00
100-000-467004	BRCC - BIGGEST LOSER PRGRAM	0.00	0.00	0.00	0.00	0.00	60.00	120.00	0.00	0.00	15.00	150.00	0.00
100-000-467007	BRCC - FITNESS CENTER	4,214.34	3,011.67	3,077.67	4,133.67	2,641.67	3,205.67	2,902.00	3,514.00	3,880.00	4,152.00	7,554.86	1,591.00
100-000-467009	BRCC - MISCELLANEOUS	217.00	312.50	316.50	195.50	230.00	220.00	51.50	540.00	869.00	784.50	508.00	227.00
100-000-468000	SHELTER HOUSE RENTAL	1,170.00	1,125.00	1,310.00	870.00	1,215.00	1,090.00	1,480.00	1,015.00	965.00	535.00	1,155.00	410.00
100-000-468001	CAMPING FEES	80.00	210.00	1,335.00	1,630.75	795.00	960.00	780.00	1,775.00	160.00	65.00	155.00	0.00
100-000-470000	DISPATCHING SERVICES	0.00	0.00	0.00	0.00	0.00	0.00	150,000.00	0.00	0.00	0.00	0.00	0.00
100-000-471000	AMBULANCE SERVICES	0.00	1,500.00	1,500.00	1,500.00	1,500.00	1,500.00	1,500.00	1,500.00	1,500.00	1,000.00	1,500.00	0.00
100-000-500000	BUILDING PERMITS	1,171.00	821.00	1,615.00	1,806.00	344.00	437.00	1,467.00	761.00	270.00	1,418.00	366.00	558.00
100-000-501000	LICENSES AND PERMITS	8.00	6.00	67.00	1,702.00	526.00	43.00	0.00	3.00	595.00	175.00	39.00	0.00
100-000-504000	LIQUOR LICENSE	0.00	0.00	500.00	0.00	0.00	0.00	0.00	0.00	0.00	0.00	0.00	0.00
100-000-505000	BUSINESS LICENSES	0.00	0.00	0.00	500.00	0.00	0.00	0.00	0.00	0.00	0.00	0.00	0.00
100-000-506000	ELECTRICAL LICENSE	0.00	0.00	5.00	100.00	0.00	0.00	0.00	0.00	0.00	160.00	420.00	50.00
100-000-507000	PLUMBER LICENSE	100.00	0.00	0.00	0.00	0.00	0.00	0.00	0.00	0.00	60.00	130.00	0.00
100-000-508000	TRASH TRUCK LICENSE	500.00	0.00	100.00	0.00	0.00	0.00	0.00	0.00	0.00	0.00	0.00	800.00
100-000-509000	PRECIOUS METALS LICENSE	0.00	0.00	0.00	0.00	0.00	0.00	0.00	0.00	0.00	0.00	75.00	0.00
100-000-511000	INVESTMENT INCOME	33,896.51	42,127.08	39,028.62	36,982.63	36,466.87	33,880.99	34,210.48	31,790.04	27,057.90	34,004.37	29,771.00	0.00
100-000-513000	GOLF CART/UTV PERMIT	1,400.00	650.00	800.00	650.00	250.00	100.00	50.00	50.00	50.00	400.00	950.00	550.00
100-000-521000	MISCELLANEOUS REVENUE	0.00	271.15	26,802.58	0.00	15.40	404.75	9,391.18	0.00	0.00	70.84	14.99	0.00
100-000-521001	CASH LONG/SHORT	234.50	342.56	102.09	247.63	-87.13	-72.11	-18.45	-1.97	-40.66	-68.79	-206.27	0.00
100-000-521005	INSURANCE PROCEEDS	11,334.00	0.00	0.00	0.00	0.00	0.00	-50,000.00	0.00	0.00	0.00	0.00	0.00
100-000-521012	REIMBURSED EXPENSE	969.63	1,116.20	0.00	0.00	229.23	25,602.40	750.81	1,060.40	1,200.00	2,734.38	75.00	5,077.63
100-000-521016	Public Safety Reports	0.00	135.00	90.00	55.00	65.00	60.00	75.00	80.00	0.00	90.00	91.00	0.00
100-000-521026	CPR CERTIFICATION	0.00	145.00	105.00	130.00	20.00	120.00	0.00	0.00	40.00	60.00	0.00	520.00
100-000-601000	SPECIAL ASSESSMENTS	100.00	0.00	0.00	700.00	100.00	700.00	2,000.00	0.00	750.00	0.00	0.00	2,750.00
100-200-521003	DONATIONS	0.00	0.00	0.00	0.00	0.00	0.00	0.00	-80.01	0.00	-40.01	0.00	0.00
	Revenue Total:	470,321.28	394,034.86	346,413.56	1,036,636.12	343,609.76	359,772.15	639,875.80	319,325.17	360,541.74	307,464.10	398,180.72	1,096,058.08
Expense													
100-000-746500	FUEL SUSPENSE	4,337.43	0.00	0.00	0.00	0.00	0.00	0.00	0.00	0.00	0.00	0.00	0.00
100-000-750003	REFUNDS	0.00	0.00	33.11	0.00	0.00	0.00	0.00	0.00	0.00	125.00	0.00	0.00
100-000-764000	MACHINERY AND EQUIPMENT	316.95	0.00	0.00	0.00	0.00	0.00	0.00	0.00	0.00	0.00	0.00	0.00
100-100-725000	TRAVEL AND TRAINING	248.93	0.00	0.00	0.00	0.00	120.00	0.00	0.00	0.00	0.00	50.00	0.00
100-100-726000	DUES AND MEMBERSHIPS	159.64	0.00	0.00	0.00	0.00	0.00	0.00	0.00	0.00	0.00	0.00	0.00
100-100-730000	CELL PHONE / IPAD	34.11	0.00	0.00	0.00	0.00	0.00	0.00	0.00	0.00	0.00	0.00	0.00

Monthly Activity Report

	March 2025	April 2025	May 2025	June 2025	July 2025	August 2025	September 2025	October 2025	November 2025	December 2025	January 2026	February 2026
100-100-744000	OFFICE SUPPLIES	0.00	0.00	0.00	0.00	0.00	0.00	0.00	33.51	0.00	0.00	0.00
100-100-750000	MISCELLANEOUS COMMODITIES	0.00	0.00	0.00	0.00	75.00	0.00	0.00	0.00	0.00	0.00	0.00
100-110-701000	FULL-TIME SALARIES	4,422.62	4,422.62	4,422.62	4,422.62	4,422.62	6,633.93	4,422.62	4,422.62	4,540.75	4,422.62	6,633.93
100-110-704000	HEALTH INSURANCE	535.26	535.26	535.26	535.26	535.26	535.26	338.34	474.68	472.01	472.02	472.03
100-110-705000	LIFE INSURANCE	1.42	1.42	1.42	1.43	1.43	1.42	1.43	1.43	1.43	1.43	1.44
100-110-707000	UNEMPLOYMENT INSURANCE	12.86	81.83	12.86	12.86	12.86	19.31	12.39	12.81	13.15	12.81	12.39
100-110-708000	WORK COMP	23.00	0.00	2.77	0.00	0.00	0.00	0.00	0.00	0.00	0.00	26.00
100-110-709000	K.P.E.R.S.	473.64	473.64	473.64	473.65	473.65	710.46	473.65	473.65	486.30	473.65	702.52
100-110-711000	F.I.C.A.	337.38	337.38	337.38	337.39	337.39	506.54	325.49	335.92	344.95	367.51	505.07
100-110-713000	ADMINISTRATION FEE	0.00	15.00	5.00	5.00	5.00	0.00	5.00	5.00	0.00	0.00	0.00
100-110-715000	DEFERRED COMPENSATION	0.00	0.00	0.00	0.00	0.00	0.00	0.00	0.00	0.00	2,720.00	0.00
100-110-721000	POSTAGE AND SHIPPING	0.00	0.00	0.00	14.46	0.00	0.00	0.00	0.00	0.00	0.00	0.00
100-110-725000	TRAVEL AND TRAINING	34.26	44.89	0.00	0.00	0.00	0.00	138.45	0.00	31.78	0.00	0.00
100-110-726000	DUES AND MEMBERSHIPS	300.00	0.00	0.00	0.00	52.50	0.00	0.00	52.50	0.00	1,191.33	452.50
100-110-727012	CONTRACTUAL SERVICES	0.00	85.21	0.00	0.00	0.00	0.00	0.00	0.00	0.00	0.00	88.75
100-110-730000	CELL PHONE / IPAD	34.11	0.00	0.00	0.00	0.00	0.00	0.00	0.00	0.00	0.00	0.00
100-110-744000	OFFICE SUPPLIES	44.99	0.00	0.00	73.10	31.50	0.00	0.00	0.00	0.00	0.00	0.00
100-110-748000	BOOKS AND SUBSCRIPTIONS	21.92	0.00	21.92	21.92	0.00	0.00	21.92	21.92	43.84	0.00	21.92
100-120-707000	UNEMPLOYMENT INSURANCE	0.00	9.00	0.00	0.00	0.00	0.00	0.00	0.00	0.00	0.00	0.00
100-120-708000	WORK COMP	18.00	0.00	2.37	0.00	0.00	0.00	0.00	0.00	0.00	0.00	18.00
100-120-725000	TRAVEL AND TRAINING	0.00	0.00	0.00	0.00	155.00	75.00	0.00	0.00	0.00	0.00	0.00
100-120-726000	DUES AND MEMBERSHIPS	0.00	0.00	0.00	0.00	0.00	0.00	0.00	0.00	0.00	0.00	35.00
100-120-727001	LEGAL FEES	1,957.50	2,767.50	4,320.00	0.00	5,557.50	0.00	630.00	0.00	0.00	8,800.00	2,737.50
100-120-727012	CONTRACTUAL SERVICES	4,600.00	4,600.00	4,600.00	4,600.00	9,200.00	1,755.00	4,600.00	4,944.00	4,944.00	4,944.00	4,944.00
100-130-701000	FULL-TIME SALARIES	4,097.34	4,092.64	4,060.21	4,171.58	4,105.01	6,146.76	4,209.39	4,102.03	4,402.03	4,152.20	6,353.41
100-130-703000	OVERTIME	55.69	61.88	77.35	117.56	52.60	151.60	12.38	111.37	131.92	0.00	0.00
100-130-704000	HEALTH INSURANCE	724.79	724.81	724.29	720.34	726.32	725.30	756.83	756.84	766.58	768.19	756.80
100-130-705000	LIFE INSURANCE	4.15	4.14	4.16	4.12	4.16	4.14	4.16	4.15	4.13	4.14	4.17
100-130-707000	UNEMPLOYMENT INSURANCE	11.66	61.33	11.63	12.06	11.67	17.93	11.64	11.61	12.54	11.43	11.51
100-130-708000	WORK COMP	47.00	0.00	8.31	0.00	0.00	0.00	0.00	0.00	0.00	0.00	45.00
100-130-709000	K.P.E.R.S.	444.79	444.96	443.13	459.38	445.30	668.78	452.17	451.26	485.61	444.74	672.84
100-130-711000	F.I.C.A.	306.61	306.73	305.42	317.03	306.96	470.71	306.49	305.83	329.91	303.37	469.55
100-130-713000	ADMINISTRATION FEE	0.00	45.00	15.00	15.00	15.00	0.00	15.00	15.00	0.00	0.00	0.00
100-130-721000	POSTAGE AND SHIPPING	0.00	0.00	0.00	14.46	0.00	0.00	0.00	0.00	0.00	0.00	0.00
100-130-724000	LEGAL PUBLICATIONS	0.00	0.00	0.00	0.00	0.00	0.00	0.00	0.00	0.00	0.00	0.00
100-130-725000	TRAVEL AND TRAINING	0.00	0.00	0.00	0.00	0.00	0.00	0.00	0.00	0.00	0.00	0.00
100-130-726000	DUES AND MEMBERSHIPS	370.00	0.00	0.00	0.00	0.00	0.00	0.00	0.00	0.00	0.00	252.50
100-130-727012	CONTRACTUAL SERVICES	5,000.00	27.41	10,291.04	0.00	5,219.54	5,456.28	5,242.05	5,259.40	5,000.00	5,500.00	5,689.63
100-130-727013	AUDITING AND ACCOUNTING	8,257.51	0.00	0.00	0.00	0.00	0.00	0.00	0.00	0.00	0.00	6,732.66
100-130-744000	OFFICE SUPPLIES	0.00	0.00	0.00	13.48	0.00	0.00	0.00	8.99	0.00	0.00	0.00
100-130-747000	UNIFORMS AND CLOTHING	0.00	0.00	0.00	20.00	0.00	0.00	0.00	0.00	0.00	0.00	0.00
100-130-748000	BOOKS AND SUBSCRIPTIONS	0.00	0.00	0.00	0.00	0.00	0.00	0.00	6.08	0.00	0.00	0.00

Monthly Activity Report

		March 2025	April 2025	May 2025	June 2025	July 2025	August 2025	September 2025	October 2025	November 2025	December 2025	January 2026	February 2026
100-140-701000	FULL-TIME SALARIES	1,860.77	1,860.77	1,860.78	1,860.78	1,860.78	2,791.17	1,860.78	1,919.62	2,097.25	1,978.45	3,021.03	0.00
100-140-704000	HEALTH INSURANCE	320.20	320.20	320.20	331.00	341.79	341.80	357.19	356.38	355.55	355.54	355.24	0.00
100-140-705000	LIFE INSURANCE	1.53	1.53	1.54	1.54	1.54	1.54	1.54	1.54	1.54	1.54	1.55	0.00
100-140-707000	UNEMPLOYMENT INSURANCE	5.12	30.06	5.12	5.12	5.12	7.84	5.14	5.30	5.82	5.47	5.49	0.00
100-140-708000	WORK COMP	34.00	0.00	5.54	0.00	0.00	0.00	0.00	0.00	0.00	0.00	26.00	0.00
100-140-709000	K.P.E.R.S.	199.30	199.29	199.30	199.30	199.30	298.95	199.30	205.59	224.60	211.88	319.94	0.00
100-140-711000	F.I.C.A.	134.85	134.85	134.86	134.86	134.86	206.02	135.16	139.68	153.27	144.59	223.94	0.00
100-140-721000	POSTAGE AND SHIPPING	0.00	0.00	0.00	14.46	0.00	0.00	0.00	0.00	0.00	0.00	0.00	0.00
100-140-725000	TRAVEL AND TRAINING	199.00	0.00	0.00	0.00	10.00	221.95	0.00	498.39	0.00	0.00	573.20	159.65
100-140-727002	ADVERTISING	0.00	0.00	0.00	60.00	0.00	60.00	0.00	0.00	0.00	0.00	0.00	0.00
100-140-727012	CONTRACTUAL SERVICES	399.00	489.70	399.00	399.00	0.00	399.00	399.00	399.00	798.00	399.00	399.00	0.00
100-140-744000	OFFICE SUPPLIES	85.47	0.00	0.00	20.55	0.00	34.48	0.00	145.92	47.97	0.00	0.00	0.00
100-140-747000	UNIFORMS AND CLOTHING	0.00	0.00	0.00	20.00	0.00	0.00	0.00	0.00	0.00	0.00	0.00	0.00
100-140-748000	BOOKS AND SUBSCRIPTIONS	0.00	0.00	0.00	0.00	0.00	0.00	0.00	6.08	209.04	0.00	0.00	0.00
100-140-750000	MISCELLANEOUS COMMODITIES	30.00	0.00	0.00	0.00	0.00	276.38	0.00	78.09	102.02	0.00	0.00	0.00
100-150-701000	FULL-TIME SALARIES	4,538.46	4,538.46	4,538.46	4,538.46	4,538.46	6,807.69	4,538.46	4,538.46	4,885.89	4,538.45	6,943.85	0.00
100-150-702000	PART-TIME SALARIES	474.16	504.75	510.87	473.14	496.59	703.59	495.58	500.67	556.67	482.33	715.85	0.00
100-150-704000	HEALTH INSURANCE	871.33	767.22	663.00	663.00	663.00	663.00	688.26	688.26	688.26	688.26	688.26	0.00
100-150-705000	LIFE INSURANCE	4.20	4.20	4.20	4.20	4.20	4.20	4.20	4.20	4.20	4.20	4.20	0.00
100-150-707000	UNEMPLOYMENT INSURANCE	14.25	40.01	14.37	14.25	14.32	21.57	14.70	14.71	15.84	14.57	14.36	0.00
100-150-708000	WORK COMP	20.00	0.00	2.77	0.00	0.00	0.00	0.00	0.00	0.00	0.00	26.00	0.00
100-150-709000	K.P.E.R.S.	486.06	486.06	486.06	486.06	486.06	729.09	486.06	490.43	559.09	537.71	811.13	0.00
100-150-711000	F.I.C.A.	372.49	374.84	375.30	372.42	374.21	563.62	383.27	383.66	414.52	404.93	584.13	0.00
100-150-713000	ADMINISTRATION FEE	0.00	15.00	5.00	5.00	5.00	0.00	5.00	5.00	0.00	0.00	0.00	0.00
100-150-721000	POSTAGE AND SHIPPING	0.00	0.00	0.00	14.46	0.00	0.00	0.00	0.00	0.00	0.00	0.00	0.00
100-150-725000	TRAVEL AND TRAINING	886.04	0.00	4.78	150.00	0.52	903.00	0.00	0.00	524.24	0.00	0.00	77.40
100-150-726000	DUES AND MEMBERSHIPS	570.00	0.00	0.99	0.99	0.00	0.99	0.00	0.00	125.00	0.00	615.52	0.00
100-150-727012	CONTRACTUAL SERVICES	0.00	63.32	63.29	56.02	0.00	0.00	0.00	0.00	0.00	0.00	0.00	0.00
100-150-730000	CELL PHONE / IPAD	68.20	0.00	0.00	0.00	0.00	0.00	0.00	-292.29	0.00	0.00	102.03	0.00
100-150-744000	OFFICE SUPPLIES	107.15	0.00	0.00	157.45	39.88	42.87	0.00	347.04	15.30	249.95	60.90	0.00
100-150-747000	UNIFORMS AND CLOTHING	0.00	0.00	0.00	20.00	0.00	0.00	0.00	0.00	0.00	0.00	0.00	0.00
100-150-748000	BOOKS AND SUBSCRIPTIONS	0.00	0.00	0.00	70.16	0.99	0.00	0.00	0.00	129.22	0.00	0.00	0.00
100-160-701000	FULL-TIME SALARIES	10,838.08	-34,158.43	10,838.08	10,838.08	10,838.08	16,257.12	-48,771.36	0.00	0.00	0.00	0.00	0.00
100-160-704000	HEALTH INSURANCE	1,615.00	-4,407.50	1,615.00	1,615.00	1,615.00	1,615.00	-6,460.00	0.00	0.00	0.00	0.00	0.00
100-160-705000	LIFE INSURANCE	4.20	-12.60	4.20	4.20	4.20	4.20	-16.80	0.00	0.00	0.00	0.00	0.00
100-160-707000	UNEMPLOYMENT INSURANCE	29.92	-41.14	29.92	29.92	29.92	45.71	-189.35	0.00	0.00	0.00	0.00	0.00
100-160-709000	K.P.E.R.S.	1,160.76	-3,658.35	1,160.76	1,160.76	1,160.76	1,741.14	-5,223.42	0.00	0.00	0.00	0.00	0.00
100-160-711000	F.I.C.A.	788.10	-2,501.23	788.10	788.10	788.10	1,202.66	-3,566.96	0.00	0.00	0.00	0.00	0.00
100-160-724000	LEGAL PUBLICATIONS	646.00	-671.50	0.00	0.00	1,258.00	0.00	-1,258.00	0.00	0.00	0.00	0.00	0.00
100-160-725000	TRAVEL AND TRAINING	138.67	-506.96	0.00	77.31	0.00	50.01	-127.32	0.00	0.00	0.00	0.00	0.00
100-160-726000	DUES AND MEMBERSHIPS	120.00	-120.00	0.00	75.00	0.00	0.00	-75.00	0.00	0.00	0.00	0.00	0.00
100-160-727002	ADVERTISING	0.00	-300.00	0.00	0.00	0.00	0.00	0.00	0.00	0.00	0.00	0.00	0.00

Monthly Activity Report

	March 2025	April 2025	May 2025	June 2025	July 2025	August 2025	September 2025	October 2025	November 2025	December 2025	January 2026	February 2026
100-160-727012	CONTRACTUAL SERVICES	0.00	-42.00	25,000.00	55.99	0.00	0.00	-25,055.99	0.00	0.00	0.00	0.00
100-160-744000	OFFICE SUPPLIES	0.00	-48.66	220.89	276.49	31.06	0.00	-528.44	0.00	0.00	0.00	0.00
100-160-747000	UNIFORMS AND CLOTHING	0.00	-76.11	0.00	0.00	0.00	0.00	0.00	0.00	0.00	0.00	0.00
100-160-748000	BOOKS AND SUBSCRIPTIONS	0.00	0.00	0.00	0.00	61.23	26.91	-88.14	0.00	0.00	0.00	0.00
100-160-750000	MISCELLANEOUS COMMODITIES	0.00	0.00	15.28	0.00	0.00	0.00	-15.28	0.00	0.00	0.00	0.00
100-160-761000	LAND	0.00	0.00	0.00	0.00	0.00	0.00	0.00	15,993.78	0.00	0.00	0.00
100-160-763000	IMPROVEMENTS	0.00	0.00	0.00	0.00	0.00	0.00	0.00	0.00	0.00	3,742.68	0.00
100-170-702000	PART-TIME SALARIES	4,457.96	4,441.24	4,441.24	4,474.68	4,725.48	7,689.86	5,523.24	5,523.24	6,070.23	5,489.24	8,315.46
100-170-703000	OVERTIME	0.00	0.00	0.00	0.00	0.00	0.00	0.00	0.00	25.50	0.00	0.00
100-170-704000	HEALTH INSURANCE	0.00	0.00	0.00	0.00	0.00	0.00	688.26	688.26	688.26	688.26	688.26
100-170-705000	LIFE INSURANCE	0.00	0.00	0.00	0.00	0.00	4.20	4.20	4.20	4.20	4.20	0.00
100-170-707000	UNEMPLOYMENT INSURANCE	13.83	32.44	13.78	13.89	14.66	23.20	16.24	16.24	17.95	16.14	15.85
100-170-708000	WORK COMP	61.00	0.00	11.09	0.00	0.00	0.00	0.00	0.00	0.00	0.00	65.00
100-170-709000	K.P.E.R.S.	0.00	0.00	0.00	0.00	0.00	378.71	294.96	294.96	333.08	291.32	440.72
100-170-711000	F.I.C.A.	341.02	339.74	339.74	342.31	361.50	588.27	413.02	413.02	456.81	412.20	626.62
100-170-721000	POSTAGE AND SHIPPING	0.00	0.00	0.00	14.46	0.00	0.00	0.00	0.00	0.00	0.00	0.00
100-170-725000	TRAVEL AND TRAINING	0.00	50.14	0.00	0.00	0.00	0.00	0.00	0.00	0.00	0.00	0.00
100-170-726000	DUES AND MEMBERSHIPS	0.00	0.00	25.00	0.00	0.00	0.00	0.00	0.00	0.00	0.00	100.00
100-170-727001	LEGAL FEES	0.00	1,000.00	0.00	1,800.00	0.00	0.00	0.00	0.00	0.00	0.00	2,600.00
100-170-727012	CONTRACTUAL SERVICES	4,918.80	2,827.41	0.00	1,818.12	0.00	197.97	400.00	0.00	0.00	0.00	1,422.61
100-170-744000	OFFICE SUPPLIES	0.00	0.00	0.00	0.00	0.00	0.00	27.56	80.37	40.79	0.00	0.00
100-170-750003	REFUNDS	0.00	0.00	0.00	0.00	0.00	550.00	-100.00	0.00	0.00	0.00	0.00
100-180-727012	CONTRACTUAL SERVICES	400.16	400.16	400.16	400.16	400.16	739.59	400.16	400.16	2,070.16	400.16	400.16
100-180-727018	SOFTWARE MAINTENANCE	18,122.75	0.00	0.00	0.00	0.00	0.00	0.00	0.00	0.00	0.00	0.00
100-180-727023	WEB SITE	0.00	0.00	0.00	0.00	0.00	398.96	2,536.93	0.00	0.00	0.00	0.00
100-180-730000	CELL PHONE / IPAD	68.22	0.00	0.00	0.00	0.00	0.00	0.00	0.00	0.00	0.00	0.00
100-180-743000	OPERATING SUPPLIES	0.00	0.00	0.00	0.00	0.00	148.99	0.00	0.00	0.00	0.00	0.00
100-180-744000	OFFICE SUPPLIES	0.00	0.00	0.00	0.00	0.00	234.81	1,800.00	0.00	0.00	0.00	0.00
100-180-764000	MACHINERY AND EQUIPMENT	0.00	0.00	0.00	0.00	0.00	0.00	0.00	0.00	0.00	161.42	0.00
100-190-708000	WORK COMP	232.00	0.00	46.01	0.00	0.00	0.00	0.00	0.00	0.00	0.00	0.00
100-190-713000	ADMINISTRATION FEE	12.87	0.00	0.00	0.00	0.00	0.00	0.00	0.00	0.00	0.72	0.00
100-190-721000	POSTAGE AND SHIPPING	333.33	0.00	333.33	0.00	333.33	9,600.00	0.00	0.00	2,050.00	0.00	0.00
100-190-722000	INSURANCE	0.00	0.00	125,851.33	0.00	0.00	0.00	0.00	0.00	0.00	0.00	0.00
100-190-723001	UTILITY - GAS	85.16	521.03	217.99	249.51	9.44	14.80	94.02	30.74	0.00	17.65	204.67
100-190-723002	UTILITY - ELECTRIC	19,748.09	10,265.79	8,963.01	18,114.56	10,105.18	0.00	20,550.61	2,037.25	0.00	27,779.11	10,010.42
100-190-723003	UTILITY - CABLE	0.00	61.45	0.00	0.00	0.00	0.00	0.00	0.00	0.00	0.00	0.00
100-190-723004	UTILITY - TELEPHONE	1,711.38	920.76	0.00	2,700.64	0.00	1,721.41	0.00	3,024.85	0.00	866.52	865.02
100-190-724000	LEGAL PUBLICATIONS	0.00	0.00	74.00	3,200.00	203.50	370.00	351.50	1,184.00	37.00	3,870.63	952.75
100-190-726000	DUES AND MEMBERSHIPS	0.00	77.65	0.00	198.00	0.00	0.00	0.00	0.00	0.00	100.00	0.00
100-190-727002	ADVERTISING	23.33	0.00	0.00	0.00	175.00	0.00	28.33	295.00	0.00	0.00	0.00
100-190-727004	MAINTENANCE AGREEMENT	0.00	0.00	326.79	0.00	0.00	0.00	0.00	134.96	0.00	0.00	0.00
100-190-727005	TRASH / RECYCLING	67.02	24.54	0.00	22.34	30.14	22.34	28.94	29.94	22.34	22.34	22.34

Monthly Activity Report

	March 2025	April 2025	May 2025	June 2025	July 2025	August 2025	September 2025	October 2025	November 2025	December 2025	January 2026	February 2026	
100-190-727011	BANK / CREDIT CARD FEES	229.90	225.80	0.00	213.74	218.26	232.46	965.42	207.52	204.20	197.46	195.60	0.00
100-190-727012	CONTRACTUAL SERVICES	1,813.75	901.20	14.00	4,298.20	509.79	2,708.22	0.00	2,309.55	573.83	821.00	825.68	810.96
100-190-727016	LICENSE / PERMIT	0.00	0.00	0.00	0.00	0.00	0.00	0.00	0.00	102.50	0.00	486.75	0.00
100-190-741000	BUILDING MAINTENANCE	28.99	0.00	0.00	2.18	0.00	5.48	138.94	48.93	0.00	0.00	0.00	0.00
100-190-742000	EQUIPMENT / VEHICLE MAINTENANCE	161.00	0.00	0.00	0.00	0.00	0.00	0.00	0.00	0.00	0.00	0.00	0.00
100-190-744000	OFFICE SUPPLIES	130.65	163.79	496.10	17.60	133.76	154.81	40.92	296.37	0.00	8.62	85.90	0.00
100-190-745000	JANITORIAL SUPPLIES	189.99	126.66	152.18	116.53	229.58	102.63	133.06	177.43	116.53	183.06	116.53	16.53
100-190-748000	BOOKS AND SUBSCRIPTIONS	77.65	0.00	0.00	188.46	87.97	4.99	0.00	0.00	100.00	0.00	0.00	0.00
100-190-750000	MISCELLANEOUS COMMODITIES	49.67	1,140.00	584.85	2,987.65	324.95	1,241.98	-98,000.00	0.00	1,381.74	24.17	508.00	172.56
100-190-750001	PENALTIES	0.00	0.00	0.00	0.00	669.36	1,122.62	123.56	0.00	9,925.86	747.39	43.69	162.92
100-190-750004	FIRST AID	306.00	0.00	0.00	403.74	330.00	0.00	142.50	0.00	26.98	0.00	18.75	0.00
100-190-764000	MACHINERY AND EQUIPMENT	0.00	0.00	0.00	1,825.48	0.00	67.62	0.00	0.00	106.10	0.00	0.00	0.00
100-200-701000	FULL-TIME SALARIES	80,976.28	81,676.58	85,130.11	82,913.92	84,104.74	127,032.10	87,795.27	106,579.54	93,649.11	85,148.57	131,677.59	0.00
100-200-702000	PART-TIME SALARIES	500.00	500.00	306.25	275.00	50.00	150.00	150.00	2,143.75	4,157.00	4,092.50	5,993.75	0.00
100-200-703000	OVERTIME	8,472.31	8,278.31	10,909.30	10,858.16	7,238.41	9,784.75	6,716.13	4,309.41	7,768.97	3,670.91	6,468.10	0.00
100-200-704000	HEALTH INSURANCE	14,360.50	14,309.00	14,666.50	13,897.80	13,986.30	14,667.30	15,911.18	15,809.64	15,814.14	14,795.67	14,455.84	0.00
100-200-705000	LIFE INSURANCE	84.00	86.10	88.20	84.00	81.90	84.00	92.40	88.20	88.20	81.90	79.80	0.00
100-200-707000	UNEMPLOYMENT INSURANCE	245.94	648.73	263.89	257.26	250.54	381.85	259.17	313.71	288.40	253.31	258.22	0.00
100-200-708000	WORK COMP	16,116.00	0.00	3,374.96	0.00	0.00	0.00	0.00	0.00	0.00	0.00	19,892.00	0.00
100-200-709000	K.P.E.R.S.	412.51	417.02	412.83	412.19	400.21	614.04	474.98	445.32	462.09	419.59	623.15	0.00
100-200-710000	K. P. & F.	21,116.76	21,231.29	22,642.41	22,148.49	20,711.55	31,495.22	25,737.27	21,512.49	23,908.23	20,256.45	30,955.45	0.00
100-200-711000	F.I.C.A.	1,492.79	1,517.88	1,586.89	1,551.49	1,482.06	2,284.30	1,582.65	1,948.80	1,975.28	1,740.87	2,743.88	0.00
100-200-712000	SHORT TERM DISABILITY	30.00	30.00	30.00	30.00	30.00	30.00	0.00	0.00	0.00	0.00	0.00	0.00
100-200-713000	ADMINISTRATION FEE	0.00	315.00	105.00	105.00	124.23	0.00	105.00	105.00	0.00	0.00	0.00	0.00
100-200-721000	POSTAGE AND SHIPPING	0.00	5.35	38.12	14.46	0.00	0.00	0.00	33.63	0.00	0.00	0.00	0.00
100-200-723002	UTILITY - ELECTRIC	497.40	216.59	200.05	204.66	269.44	0.00	673.39	476.33	0.00	228.47	267.46	0.00
100-200-723004	UTILITY - TELEPHONE	0.00	0.00	0.00	1,427.30	1,653.26	0.00	0.00	0.00	0.00	0.00	0.00	0.00
100-200-725000	TRAVEL AND TRAINING	525.15	272.36	179.34	156.99	1,010.32	821.00	57.86	1,805.88	1,537.91	0.00	417.26	133.73
100-200-726000	DUES AND MEMBERSHIPS	107.23	159.15	43.30	75.00	570.00	0.00	0.00	75.00	0.00	0.00	0.00	0.00
100-200-727000	PRISONER CARE	3,179.80	200.00	0.00	0.00	377.78	0.00	0.00	0.00	5,866.95	0.00	0.00	0.00
100-200-727002	ADVERTISING	0.00	0.00	0.00	60.00	0.00	0.00	65.00	0.00	0.00	0.00	0.00	0.00
100-200-727004	MAINTENANCE AGREEMENT	0.00	45.24	29,858.28	0.00	327.37	104.55	0.00	84.90	63.77	140.91	30.85	24.35
100-200-727011	BANK / CREDIT CARD FEES	0.00	0.00	1.30	0.00	0.00	0.00	0.00	0.00	0.00	0.00	0.00	0.00
100-200-727012	CONTRACTUAL SERVICES	2,349.98	1,767.47	167.48	2,609.38	26,417.21	4,474.98	2,989.87	3,490.08	2,244.08	16,636.56	2,421.34	100.00
100-200-727016	LICENSE / PERMIT	0.00	0.00	52.25	0.00	18.27	0.00	0.00	0.00	53.55	0.00	0.00	0.00
100-200-730000	CELL PHONE / IPAD	661.50	0.00	0.00	0.00	0.00	218.14	417.02	471.30	471.32	411.26	655.55	0.00
100-200-741000	BUILDING MAINTENANCE	0.00	0.00	474.98	0.00	0.00	9,806.67	0.00	109.29	0.00	360.99	0.00	72.98
100-200-742000	EQUIPMENT / VEHICLE MAINTENANCE	2,174.22	1,146.22	1,712.50	637.66	13,774.53	3,006.06	2,788.51	898.81	1,996.97	1,862.03	844.20	0.00
100-200-743000	OPERATING SUPPLIES	457.37	335.07	432.47	0.00	229.48	254.93	287.74	1,014.32	-19.53	90.89	3,304.72	189.97
100-200-744000	OFFICE SUPPLIES	99.73	265.45	292.15	278.05	213.35	142.95	130.80	716.22	509.40	0.00	51.33	47.65
100-200-745000	JANITORIAL SUPPLIES	223.00	123.98	135.74	173.00	275.40	198.14	100.00	173.00	313.95	223.00	136.99	7.96
100-200-746000	GAS AND OIL	0.00	1,063.28	0.00	0.00	7,831.19	0.00	7,571.03	0.00	0.00	0.00	6,229.95	0.00

Monthly Activity Report

	March 2025	April 2025	May 2025	June 2025	July 2025	August 2025	September 2025	October 2025	November 2025	December 2025	January 2026	February 2026	
100-200-747000	UNIFORMS AND CLOTHING	943.85	685.76	1,403.15	0.00	1,831.64	150.00	313.74	1,708.32	266.65	0.00	288.49	0.00
100-200-748000	BOOKS AND SUBSCRIPTIONS	0.00	0.00	0.00	95.00	187.45	9.15	0.00	6.08	436.47	0.00	0.00	0.00
100-200-750000	MISCELLANEOUS COMMODITIES	189.80	0.00	101.67	106.05	14.43	131.59	995.90	0.00	67.97	0.00	0.00	0.00
100-200-754000	FIRE ARM & SUPPLIES	23.35	0.00	0.00	482.25	168.16	1,500.00	160.00	0.00	2,735.88	0.00	303.37	0.00
100-200-764000	MACHINERY AND EQUIPMENT	0.00	0.00	22.37	0.00	47.90	0.00	-70.27	294.00	16.99	0.00	0.00	584.00
100-210-701000	FULL-TIME SALARIES	65,650.14	66,422.09	65,661.01	68,178.28	66,609.03	97,322.70	66,722.19	65,856.82	73,322.72	67,156.79	109,740.50	0.00
100-210-702000	PART-TIME SALARIES	896.76	1,268.54	1,000.14	447.34	664.17	305.28	44.86	314.03	1,024.34	0.00	0.00	0.00
100-210-703000	OVERTIME	4,813.62	5,804.87	5,756.60	5,738.23	5,340.42	9,281.26	5,074.49	9,389.74	5,054.86	7,598.88	8,052.70	0.00
100-210-704000	HEALTH INSURANCE	14,844.00	13,477.00	12,092.00	12,096.30	11,764.80	10,558.30	9,896.12	10,495.32	11,428.32	10,794.56	11,119.12	0.00
100-210-705000	LIFE INSURANCE	67.20	67.20	67.20	67.20	65.10	65.10	71.40	71.40	71.40	71.40	71.40	0.00
100-210-706000	AFLAC	30.00	30.00	30.00	30.00	30.00	30.00	0.00	0.00	0.00	0.00	0.00	0.00
100-210-707000	UNEMPLOYMENT INSURANCE	191.02	527.85	194.06	199.53	194.69	294.62	195.36	205.47	215.97	202.35	210.69	0.00
100-210-708000	WORK COMP	18,837.00	0.00	3,932.10	0.00	0.00	0.00	0.00	0.00	0.00	0.00	23,981.00	0.00
100-210-710000	K. P. & F.	17,383.39	17,818.39	17,618.74	18,235.20	17,651.89	25,778.59	18,164.34	18,563.32	19,238.24	18,442.22	27,855.08	0.00
100-210-711000	F.I.C.A.	1,022.02	1,076.02	1,043.78	1,037.68	1,026.10	1,505.34	1,011.68	1,058.60	1,181.30	1,023.83	1,647.85	0.00
100-210-713000	ADMINISTRATION FEE	0.00	210.00	70.00	70.00	89.23	0.00	70.00	70.00	0.00	0.00	0.00	0.00
100-210-721000	POSTAGE AND SHIPPING	158.85	109.89	0.00	0.00	0.00	31.24	0.00	0.00	0.00	0.00	0.00	0.00
100-210-723001	UTILITY - GAS	1,254.69	845.97	0.00	2,318.34	222.02	215.65	204.20	355.25	0.00	396.07	1,201.70	909.98
100-210-723002	UTILITY - ELECTRIC	2,530.70	959.14	771.71	867.95	1,181.29	0.00	2,914.41	2,191.69	0.00	902.93	1,152.51	0.00
100-210-723004	UTILITY - TELEPHONE	0.00	0.00	0.00	0.00	0.00	120.12	0.00	0.00	0.00	0.00	0.00	0.00
100-210-724000	LEGAL PUBLICATIONS	0.00	0.00	0.00	0.00	0.00	0.00	0.00	222.00	0.00	-222.00	0.00	0.00
100-210-725000	TRAVEL AND TRAINING	4,755.90	2,229.26	161.14	143.97	298.97	471.20	4,347.41	0.00	4,166.90	0.00	83.49	411.52
100-210-726000	DUES AND MEMBERSHIPS	307.23	9.15	0.00	145.00	52.50	0.00	0.00	252.50	35.00	0.00	252.50	0.00
100-210-727002	ADVERTISING	0.00	0.00	0.00	0.00	0.00	0.00	0.00	0.00	0.00	10.00	0.00	0.00
100-210-727004	MAINTENANCE AGREEMENT	0.00	45.24	50.21	2,984.00	0.00	104.56	0.00	84.89	63.76	-2,984.00	30.85	24.36
100-210-727005	TRASH / RECYCLING	417.00	139.00	0.00	139.00	139.00	139.00	139.00	139.00	139.00	139.00	139.00	139.00
100-210-727012	CONTRACTUAL SERVICES	588.64	267.41	16,734.11	3,504.74	917.98	467.50	141.28	286.25	0.00	1,161.92	1,200.41	61.66
100-210-727016	LICENSE / PERMIT	0.00	0.00	0.00	0.00	0.00	50.00	0.00	0.00	110.00	0.00	0.00	0.00
100-210-727024	MEDICAL EVALUATIONS	0.00	0.00	0.00	0.00	5,950.00	0.00	0.00	0.00	0.00	0.00	0.00	0.00
100-210-730000	CELL PHONE / IPAD	102.32	0.00	168.18	0.00	0.00	60.06	60.06	60.06	45.54	318.90	129.42	0.00
100-210-741000	BUILDING MAINTENANCE	1,070.58	39.88	0.00	189.51	17.44	126.66	0.00	275.03	0.00	1,347.00	311.49	0.00
100-210-742000	EQUIPMENT / VEHICLE MAINTENANCE	4,627.66	1,332.21	3,763.66	549.66	3,345.69	1,091.52	1,547.50	154.97	2,557.44	309.52	464.38	41.76
100-210-743000	OPERATING SUPPLIES	0.00	11.45	94.64	20.47	318.50	0.00	0.00	75.51	0.00	0.00	49.99	0.00
100-210-744000	OFFICE SUPPLIES	20.88	0.00	0.00	0.00	0.00	0.00	0.00	0.00	117.00	0.00	312.66	29.94
100-210-745000	JANITORIAL SUPPLIES	317.27	0.00	573.26	0.00	319.34	628.77	0.00	363.83	44.95	0.00	0.00	446.51
100-210-746000	GAS AND OIL	468.12	2,052.96	247.59	255.83	3,171.71	256.18	3,071.83	463.30	598.42	0.00	2,908.36	82.92
100-210-747000	UNIFORMS AND CLOTHING	1,844.15	134.88	2,176.45	130.50	890.14	296.45	0.00	137.44	776.95	0.00	483.66	-110.76
100-210-748000	BOOKS AND SUBSCRIPTIONS	145.76	173.83	43.84	84.01	209.32	52.99	21.92	49.92	65.76	0.00	143.84	21.92
100-210-750000	MISCELLANEOUS COMMODITIES	350.28	346.65	155.82	951.92	75.03	182.02	69.28	5,597.23	891.35	0.00	1,065.93	44.34
100-210-750004	FIRST AID	0.00	0.00	0.00	165.00	-165.00	0.00	0.00	0.00	0.00	0.00	0.00	0.00
100-210-763000	IMPROVEMENTS	45.57	0.00	0.00	0.00	0.00	0.00	-45.57	0.00	0.00	0.00	0.00	0.00
100-210-764000	MACHINERY AND EQUIPMENT	2,948.35	0.00	1,827.13	2,587.64	105.50	1,399.98	-10,182.51	32.28	1,309.22	2,104.00	0.00	484.64

Monthly Activity Report

		March 2025	April 2025	May 2025	June 2025	July 2025	August 2025	September 2025	October 2025	November 2025	December 2025	January 2026	February 2026
100-220-701000	FULL-TIME SALARIES	26,379.48	25,992.57	25,676.19	27,937.52	29,391.68	41,272.46	28,695.93	33,363.29	28,747.32	27,769.05	45,518.34	0.00
100-220-703000	OVERTIME	4,620.18	3,113.43	3,856.62	3,941.89	2,831.91	7,357.37	3,425.34	5,332.33	3,611.71	2,839.91	3,941.40	0.00
100-220-704000	HEALTH INSURANCE	6,441.00	6,441.00	6,441.00	6,441.00	6,441.00	6,441.00	6,470.44	6,135.52	5,112.34	6,452.02	5,782.18	0.00
100-220-705000	LIFE INSURANCE	29.40	29.40	29.40	29.40	29.40	29.40	37.80	35.70	29.40	36.60	33.00	0.00
100-220-707000	UNEMPLOYMENT INSURANCE	84.06	251.25	79.72	86.80	87.84	135.98	87.14	107.59	88.50	82.53	88.95	0.00
100-220-708000	WORK COMP	250.00	0.00	49.89	0.00	0.00	0.00	0.00	0.00	0.00	0.00	257.00	0.00
100-220-709000	K.P.E.R.S.	3,143.83	2,997.03	3,037.44	3,148.30	3,166.12	4,719.63	4,814.14	3,501.73	3,465.63	3,278.22	5,237.77	0.00
100-220-711000	F.I.C.A.	2,209.71	2,064.85	2,097.47	2,277.00	2,303.30	3,558.34	2,297.93	2,804.98	2,332.15	2,203.84	3,629.80	0.00
100-220-713000	ADMINISTRATION FEE	0.00	120.00	40.00	40.00	40.00	0.00	40.00	40.00	0.00	0.00	0.00	0.00
100-220-723004	UTILITY - TELEPHONE	988.21	0.00	300.55	0.00	102.84	0.00	0.00	0.00	0.00	0.00	0.00	0.00
100-220-725000	TRAVEL AND TRAINING	515.00	0.00	188.00	2,050.68	0.00	0.00	563.05	416.96	193.12	0.00	563.05	0.00
100-220-726000	DUES AND MEMBERSHIPS	0.00	0.00	0.00	0.00	0.00	0.00	0.00	0.00	0.00	0.00	272.00	0.00
100-220-727004	MAINTENANCE AGREEMENT	0.00	22.66	157.35	30.07	0.00	0.00	0.00	120.40	0.00	2,984.00	0.00	211.00
100-220-727012	CONTRACTUAL SERVICES	15.00	35.31	5,800.55	0.00	0.00	0.00	0.00	0.00	0.00	30.00	0.00	0.00
100-220-730000	CELL PHONE / IPAD	131.70	0.00	0.00	0.00	0.00	205.68	0.00	102.88	0.00	411.55	0.00	0.00
100-220-741000	BUILDING MAINTENANCE	0.00	0.00	0.00	0.00	0.00	100.00	0.00	145.10	923.70	34.99	0.00	88.30
100-220-742000	EQUIPMENT / VEHICLE MAINTENANCE	0.00	4,739.00	1,939.90	0.00	0.00	130.00	0.00	0.00	0.00	0.00	0.00	0.00
100-220-743000	OPERATING SUPPLIES	0.00	196.00	0.00	0.00	0.00	0.00	0.00	0.00	0.00	0.00	0.00	0.00
100-220-744000	OFFICE SUPPLIES	0.00	49.97	197.71	0.00	125.31	329.70	133.67	49.97	0.00	0.00	133.67	0.00
100-220-745000	JANITORIAL SUPPLIES	0.00	0.00	0.00	0.00	88.50	0.00	0.00	0.00	0.00	0.00	0.00	0.00
100-220-748000	BOOKS AND SUBSCRIPTIONS	0.00	0.00	0.00	0.00	0.00	0.00	0.00	6.10	0.00	0.00	0.00	0.00
100-220-750000	MISCELLANEOUS COMMODITIES	0.00	0.00	0.00	0.00	0.00	0.00	0.00	0.00	0.00	0.00	19.99	0.00
100-220-764000	MACHINERY AND EQUIPMENT	0.00	0.00	3,383.82	98.67	648.42	369.98	3,757.89	863.72	5,258.43	0.00	0.00	584.00
100-230-701000	FULL-TIME SALARIES	2,926.00	2,926.00	2,926.00	2,926.00	2,926.00	4,389.00	2,926.00	2,926.00	3,299.77	2,926.00	4,476.79	0.00
100-230-704000	HEALTH INSURANCE	740.00	740.00	740.00	740.00	740.00	740.00	669.84	669.84	669.84	669.84	669.84	0.00
100-230-705000	LIFE INSURANCE	4.20	4.20	4.20	4.20	4.20	4.20	4.20	4.20	4.20	4.20	4.20	0.00
100-230-707000	UNEMPLOYMENT INSURANCE	8.38	28.06	8.38	8.38	8.38	12.64	8.36	8.36	9.45	8.36	8.31	0.00
100-230-708000	WORK COMP	288.00	0.00	57.55	0.00	0.00	0.00	0.00	0.00	0.00	0.00	356.00	0.00
100-230-709000	K.P.E.R.S.	313.38	313.38	313.38	313.38	313.38	470.07	313.38	313.38	353.41	313.38	474.09	0.00
100-230-711000	F.I.C.A.	220.34	220.34	220.34	220.34	220.34	332.26	219.66	219.66	248.25	242.40	338.29	0.00
100-230-713000	ADMINISTRATION FEE	0.00	15.00	5.00	5.00	24.23	0.00	5.00	5.00	0.00	0.00	0.00	0.00
100-230-723001	UTILITY - GAS	477.39	314.66	0.00	1,183.10	101.82	95.10	93.32	197.71	0.00	230.76	645.63	469.81
100-230-723004	UTILITY - TELEPHONE	0.00	0.00	0.00	21.33	76.98	0.00	0.00	0.00	0.00	0.00	0.00	0.00
100-230-725000	TRAVEL AND TRAINING	727.53	0.00	0.00	0.00	0.00	0.00	0.00	0.00	0.00	0.00	0.00	0.00
100-230-726000	DUES AND MEMBERSHIPS	17.23	9.15	0.00	0.00	187.45	9.15	0.00	0.00	0.00	0.00	0.00	0.00
100-230-727001	LEGAL FEES	0.00	0.00	0.00	0.00	0.00	31,656.80	0.00	7,329.40	0.00	36,654.53	742.16	0.00
100-230-727012	CONTRACTUAL SERVICES	0.00	107.41	0.00	117.83	0.00	539.13	296.36	0.00	127.29	0.00	0.00	80.00
100-230-727016	LICENSE / PERMIT	0.00	0.00	0.00	0.00	0.00	0.00	335.00	0.00	0.00	0.00	0.00	0.00
100-230-730000	CELL PHONE / IPAD	68.22	0.00	0.00	0.00	0.00	38.49	38.51	38.52	38.52	38.52	0.00	0.00
100-230-741000	BUILDING MAINTENANCE	9.09	0.00	230.00	5,010.45	0.00	0.00	0.00	0.00	0.00	0.00	0.00	0.00
100-230-742000	EQUIPMENT / VEHICLE MAINTENANCE	0.00	0.00	0.00	0.00	0.00	14.85	0.00	8.50	39.62	0.00	0.00	0.00
100-230-745000	JANITORIAL SUPPLIES	19.74	0.00	0.00	58.94	0.00	0.00	0.00	0.00	0.00	0.00	0.00	0.00

Monthly Activity Report

	March 2025	April 2025	May 2025	June 2025	July 2025	August 2025	September 2025	October 2025	November 2025	December 2025	January 2026	February 2026	
100-230-746000	GAS AND OIL	0.00	30.38	0.00	0.00	223.75	0.00	216.31	0.00	0.00	0.00	178.00	0.00
100-230-750000	MISCELLANEOUS COMMODITIES	0.00	80.00	0.00	0.00	0.00	93.95	0.00	0.00	0.00	0.00	0.00	0.00
100-240-701000	FULL-TIME SALARIES	6,990.47	7,153.98	7,153.98	7,158.35	7,222.98	10,730.97	7,165.48	7,153.98	7,875.58	7,153.99	10,945.59	0.00
100-240-702000	PART-TIME SALARIES	474.16	504.75	510.87	473.14	496.59	703.59	495.58	500.67	556.67	482.33	715.85	0.00
100-240-703000	OVERTIME	0.00	0.00	0.00	0.00	0.00	310.50	629.63	0.00	0.00	103.50	0.00	0.00
100-240-704000	HEALTH INSURANCE	1,538.00	1,538.00	1,538.00	1,538.00	1,538.00	1,538.00	1,347.02	1,640.42	1,610.92	1,610.92	1,610.92	0.00
100-240-705000	LIFE INSURANCE	6.94	6.94	6.94	6.94	6.94	6.94	6.94	6.94	6.94	6.94	6.94	0.00
100-240-707000	UNEMPLOYMENT INSURANCE	20.69	58.24	21.29	21.18	21.44	33.20	23.84	20.43	22.79	20.73	20.75	0.00
100-240-708000	WORK COMP	2,594.00	0.00	529.79	0.00	0.00	0.00	0.00	0.00	0.00	0.00	8,506.00	0.00
100-240-709000	K.P.E.R.S.	748.67	766.18	766.18	766.65	773.57	1,182.53	834.85	770.55	879.28	828.92	1,234.91	0.00
100-240-711000	F.I.C.A.	542.62	557.46	557.92	555.38	562.11	870.06	624.12	537.05	600.12	595.73	847.15	0.00
100-240-713000	ADMINISTRATION FEE	0.00	30.00	10.00	10.00	29.23	0.00	10.00	10.00	0.00	0.00	0.00	0.00
100-240-721000	POSTAGE AND SHIPPING	0.00	0.00	0.00	14.46	0.00	0.00	0.00	0.00	0.00	0.00	0.00	0.00
100-240-723004	UTILITY - TELEPHONE	0.00	0.00	0.00	0.00	234.04	0.00	0.00	0.00	0.00	0.00	0.00	0.00
100-240-724000	LEGAL PUBLICATIONS	1,445.00	3,034.25	129.50	0.00	333.00	3,774.00	906.50	2,839.75	18.50	906.50	814.00	0.00
100-240-725000	TRAVEL AND TRAINING	35.00	0.00	0.00	0.00	0.00	0.00	0.00	0.00	0.00	0.00	0.00	0.00
100-240-726000	DUES AND MEMBERSHIPS	107.23	9.15	0.00	0.00	0.00	0.00	0.00	0.00	0.00	0.00	100.02	0.00
100-240-727001	LEGAL FEES	5,000.00	0.00	0.00	0.00	0.00	0.00	0.00	0.00	216.00	0.00	0.00	0.00
100-240-727004	MAINTENANCE AGREEMENT	0.00	0.00	326.80	0.00	0.00	0.00	0.00	0.00	0.00	0.00	0.00	0.00
100-240-727005	TRASH / RECYCLING	0.00	486.86	0.00	3,395.08	0.00	0.00	0.00	0.00	0.00	0.00	10,526.47	0.00
100-240-727008	MOWING - CITY PROPERTY	0.00	228.00	683.99	228.00	770.00	778.00	899.00	228.00	228.00	0.00	0.00	0.00
100-240-727010	MOWING - ASSESSMENT PROPERTY	400.00	0.00	2,002.02	1,284.02	4,338.00	3,090.00	978.00	1,767.00	742.00	0.00	0.00	0.00
100-240-727012	CONTRACTUAL SERVICES	6,394.50	67.41	0.00	494.17	4,410.00	425.00	0.00	246.25	0.00	0.00	0.00	0.00
100-240-727014	SIDEWALK REIMBURSEMENT	0.00	1,500.00	1,667.00	0.00	1,750.00	2,000.00	1,757.25	0.00	0.00	0.00	0.00	0.00
100-240-727015	DEMOLITION EXPENSES	0.00	3,000.00	7,808.75	0.00	0.00	300.00	0.00	15,465.63	0.00	0.00	5,848.88	0.00
100-240-727016	LICENSE / PERMIT	0.00	0.00	0.00	0.00	0.00	0.00	30.00	0.00	0.00	0.00	0.00	0.00
100-240-730000	CELL PHONE / IPAD	136.42	0.00	293.08	0.00	0.00	117.02	0.00	234.14	0.00	0.00	351.24	0.00
100-240-742000	EQUIPMENT / VEHICLE MAINTENANCE	0.00	0.00	301.53	0.00	0.00	65.62	566.27	8.50	58.45	271.41	0.00	0.00
100-240-743000	OPERATING SUPPLIES	0.00	0.00	0.00	0.00	41.20	0.00	0.00	0.00	0.00	0.00	0.00	0.00
100-240-745000	JANITORIAL SUPPLIES	150.00	100.00	100.00	100.00	150.00	50.00	100.00	100.00	100.00	150.00	100.00	0.00
100-240-746000	GAS AND OIL	0.00	60.76	0.00	0.00	447.49	0.00	432.64	0.00	0.00	0.00	356.00	0.00
100-240-748000	BOOKS AND SUBSCRIPTIONS	0.00	0.00	0.00	9.15	187.45	9.15	0.00	6.08	0.00	0.00	0.00	0.00
100-240-750000	MISCELLANEOUS COMMODITIES	0.00	0.00	0.00	0.00	0.00	12.99	0.00	0.00	0.00	0.00	0.00	0.00
100-310-701000	FULL-TIME SALARIES	3,314.03	3,213.60	3,213.60	3,514.89	9,092.27	10,172.35	3,575.13	3,374.28	3,799.13	3,659.64	6,301.82	0.00
100-310-702000	PART-TIME SALARIES	0.00	0.00	0.00	0.00	0.00	0.00	0.00	0.00	360.80	0.00	0.00	0.00
100-310-703000	OVERTIME	1,265.36	1,400.93	1,333.15	1,046.93	653.08	2,794.34	1,408.47	1,566.63	1,544.03	1,446.13	1,406.80	0.00
100-310-704000	HEALTH INSURANCE	663.00	663.00	663.00	663.00	663.00	663.00	688.26	688.26	688.26	688.26	688.26	0.00
100-310-705000	LIFE INSURANCE	4.20	4.20	4.20	4.20	8.40	8.40	4.20	4.20	4.20	4.20	4.20	0.00
100-310-707000	UNEMPLOYMENT INSURANCE	13.35	41.05	13.25	13.30	28.40	37.79	14.52	14.40	16.68	14.88	14.49	0.00
100-310-708000	WORK COMP	1,146.00	0.00	233.36	0.00	0.00	0.00	0.00	0.00	0.00	0.00	1,591.00	0.00
100-310-709000	K.P.E.R.S.	490.46	494.21	486.96	488.56	1,043.73	1,388.74	533.75	529.17	576.11	546.82	816.34	0.00
100-310-711000	F.I.C.A.	350.32	353.01	347.83	348.99	745.52	991.96	381.25	377.99	436.35	395.88	589.72	0.00

Monthly Activity Report

		March 2025	April 2025	May 2025	June 2025	July 2025	August 2025	September 2025	October 2025	November 2025	December 2025	January 2026	February 2026
100-310-713000	ADMINISTRATION FEE	0.00	30.00	10.00	10.00	29.23	0.00	10.00	10.00	0.00	0.00	0.00	0.00
100-310-721000	POSTAGE AND SHIPPING	0.00	0.00	0.00	14.46	0.00	0.00	0.00	0.00	0.00	0.00	0.00	0.00
100-310-723000	UTILITY - WATER	0.00	0.00	0.00	0.00	54.84	0.00	0.00	0.00	0.00	0.00	49.02	0.00
100-310-723001	UTILITY - GAS	15.00	1,085.30	0.00	15.00	486.95	28.11	34.03	15.00	53.57	154.01	454.84	0.00
100-310-723002	UTILITY - ELECTRIC	1,084.30	569.44	537.23	373.77	566.68	626.17	848.20	1,633.65	0.00	638.76	686.86	0.00
100-310-723004	UTILITY - TELEPHONE	16.66	476.56	631.89	564.65	604.22	76.98	1,182.34	1,781.52	0.00	16.09	544.02	828.12
100-310-724000	LEGAL PUBLICATIONS	0.00	556.25	0.00	0.00	0.00	0.00	0.00	0.00	0.00	0.00	0.00	0.00
100-310-726000	DUES AND MEMBERSHIPS	17.23	9.15	0.00	0.00	0.00	0.00	0.00	0.00	1,195.00	0.00	0.00	0.00
100-310-727002	ADVERTISING	765.00	0.00	0.00	0.00	0.00	0.00	0.00	0.00	0.00	0.00	0.00	0.00
100-310-727004	MAINTENANCE AGREEMENT	0.00	0.00	0.00	0.00	0.00	0.00	6,250.00	0.00	0.00	235.37	0.00	0.00
100-310-727005	TRASH / RECYCLING	351.00	117.00	0.00	117.00	117.00	117.00	117.00	117.00	117.00	117.00	117.00	117.00
100-310-727006	ENGINEERING SERVICES	0.00	0.00	0.00	2,500.00	0.00	18,070.00	-33,480.00	0.00	0.00	0.00	0.00	0.00
100-310-727011	BANK / CREDIT CARD FEES	166.08	185.17	322.83	403.25	323.89	283.01	198.90	216.72	497.62	191.33	179.88	99.23
100-310-727012	CONTRACTUAL SERVICES	0.00	177.41	60.00	55.11	120.00	75.00	1,345.85	466.47	0.00	2,825.25	4,885.41	0.00
100-310-727016	LICENSE / PERMIT	0.00	0.00	0.00	0.00	0.00	0.00	0.00	20.00	0.00	0.00	0.00	0.00
100-310-730000	CELL PHONE / IPAD	34.11	0.00	0.00	67.61	0.00	38.49	0.00	38.51	0.00	77.04	115.56	0.00
100-310-741000	BUILDING MAINTENANCE	0.00	5,504.73	2,133.94	0.00	0.00	0.00	0.00	0.00	0.00	0.00	0.00	0.00
100-310-742000	EQUIPMENT / VEHICLE MAINTENANCE	0.00	0.00	703.50	466.10	1,170.05	14.85	0.00	487.07	0.00	0.00	0.00	0.00
100-310-743000	OPERATING SUPPLIES	0.00	319.98	137.95	70.76	394.72	653.09	0.00	0.00	150.92	39.99	0.00	33.98
100-310-745000	JANITORIAL SUPPLIES	0.00	75.98	0.00	0.00	0.00	0.00	0.00	0.00	0.00	0.00	184.16	0.00
100-310-746000	GAS AND OIL	0.00	0.00	0.00	30.99	0.00	596.96	0.00	0.00	889.20	0.00	0.00	0.00
100-310-748000	BOOKS AND SUBSCRIPTIONS	0.00	0.00	20.00	9.15	207.45	9.15	0.00	72.00	0.00	40.00	0.00	0.00
100-310-750000	MISCELLANEOUS COMMODITIES	484.26	0.00	0.00	208.25	84.55	37.59	0.00	26.56	63.98	585.15	753.86	5.47
100-310-751000	AVIATION FUEL	0.00	0.00	0.00	0.00	54,636.92	0.00	0.00	0.00	0.00	43,960.44	0.00	0.00
100-310-764000	MACHINERY AND EQUIPMENT	0.00	0.00	0.00	3,975.00	450.00	0.00	0.00	0.00	0.00	0.00	0.00	0.00
100-400-701000	FULL-TIME SALARIES	8,695.58	8,777.98	8,660.04	8,706.12	8,839.40	13,056.93	8,662.52	8,823.26	9,869.10	8,748.56	13,577.25	0.00
100-400-702000	PART-TIME SALARIES	255.00	1,740.00	1,751.25	1,515.00	1,623.75	2,422.50	1,586.25	1,616.25	1,188.75	0.00	0.00	0.00
100-400-703000	OVERTIME	357.90	435.52	265.58	323.69	472.63	419.44	290.44	246.47	363.35	181.67	128.38	0.00
100-400-704000	HEALTH INSURANCE	2,143.00	2,143.00	2,143.00	2,143.00	2,143.00	2,143.00	2,321.34	2,321.34	2,321.34	2,321.34	2,321.34	0.00
100-400-705000	LIFE INSURANCE	12.60	12.60	12.60	11.87	27.88	11.14	11.14	11.14	11.14	11.14	11.14	0.00
100-400-706000	AFLAC	9.90	9.90	9.90	9.90	9.90	9.90	0.00	0.00	0.00	0.00	0.00	0.00
100-400-707000	UNEMPLOYMENT INSURANCE	26.48	90.51	30.73	30.30	31.34	45.83	29.10	29.54	31.58	24.11	24.54	0.00
100-400-708000	WORK COMP	1,672.00	0.00	341.05	0.00	0.00	0.00	0.00	0.00	0.00	0.00	2,445.00	0.00
100-400-709000	K.P.E.R.S.	969.62	986.77	955.95	967.10	997.31	1,443.31	958.87	971.38	1,095.89	956.43	1,451.43	0.00
100-400-711000	F.I.C.A.	694.38	820.23	799.08	788.97	815.94	1,192.72	759.17	770.41	826.64	683.66	1,001.41	0.00
100-400-713000	ADMINISTRATION FEE	0.00	45.00	15.00	15.00	34.23	0.00	15.00	15.00	0.00	0.00	0.00	0.00
100-400-723001	UTILITY - GAS	349.64	232.74	0.00	729.49	44.76	43.32	42.57	89.04	0.00	127.82	400.07	286.67
100-400-723002	UTILITY - ELECTRIC	2,716.39	1,257.20	1,484.15	1,788.64	2,563.53	0.00	4,504.25	3,778.11	0.00	1,211.47	1,452.69	0.00
100-400-724000	LEGAL PUBLICATIONS	51.00	153.00	0.00	0.00	0.00	0.00	0.00	0.00	0.00	0.00	0.00	0.00
100-400-727004	MAINTENANCE AGREEMENT	0.00	0.00	0.00	0.00	0.00	0.00	0.00	0.00	213.34	56.97	0.00	0.00
100-400-727005	TRASH / RECYCLING	351.00	117.00	0.00	117.00	117.00	127.00	117.00	117.00	117.00	117.00	189.63	117.00
100-400-727012	CONTRACTUAL SERVICES	5,750.00	107.41	2,430.00	259.23	100.00	2,510.00	3,470.00	2,560.00	2,700.00	2,780.00	2,480.00	80.00

Monthly Activity Report

		March 2025	April 2025	May 2025	June 2025	July 2025	August 2025	September 2025	October 2025	November 2025	December 2025	January 2026	February 2026
100-400-730000	CELL PHONE / IPAD	115.74	0.00	0.00	0.00	0.00	218.12	0.00	80.02	0.00	40.00	0.00	0.00
100-400-741000	BUILDING MAINTENANCE	692.71	0.00	8.59	163.18	19.92	266.28	100.00	190.07	3,272.73	39.47	135.15	0.00
100-400-742000	EQUIPMENT / VEHICLE MAINTENANCE	969.48	625.31	300.85	0.00	231.54	440.81	4.18	481.72	718.71	110.94	36.24	25.90
100-400-743000	OPERATING SUPPLIES	2,700.79	597.51	970.00	668.90	988.34	348.44	297.11	364.55	622.51	0.00	756.19	0.00
100-400-745000	JANITORIAL SUPPLIES	0.00	45.98	0.00	0.00	0.00	0.00	0.00	364.32	260.10	0.00	454.40	0.00
100-400-746000	GAS AND OIL	0.00	212.66	809.77	60.45	1,582.18	0.00	2,383.90	0.00	57.65	0.00	1,301.47	52.29
100-400-747000	UNIFORMS AND CLOTHING	0.00	119.99	0.00	405.00	0.00	0.00	0.00	0.00	0.00	0.00	0.00	0.00
100-400-748000	BOOKS AND SUBSCRIPTIONS	17.23	9.15	0.00	9.15	187.45	9.15	0.00	6.08	0.00	0.00	0.00	0.00
100-400-750000	MISCELLANEOUS COMMODITIES	280.99	8.77	683.15	748.73	59.57	0.00	50.94	0.00	0.00	17.57	768.15	2.64
100-400-750006	CFAP	0.00	439.37	0.00	0.00	1,559.35	359.85	-7,983.57	0.00	0.00	139.00	0.00	0.00
100-400-763000	IMPROVEMENTS	350.00	5,468.87	23.96	0.00	1,556.00	5,289.00	-32,570.66	0.00	0.00	0.00	137.44	0.00
100-400-764000	MACHINERY AND EQUIPMENT	0.00	0.00	0.00	4,287.50	9,856.99	0.00	0.00	0.00	239.95	0.00	124.98	0.00
100-405-701000	FULL-TIME SALARIES	2,832.13	3,458.82	3,688.09	7,934.16	3,295.04	4,513.50	2,814.66	2,795.01	3,111.86	2,795.01	4,276.36	0.00
100-405-704000	HEALTH INSURANCE	875.00	875.00	875.00	875.00	875.00	875.00	917.00	917.00	917.00	917.00	917.00	0.00
100-405-705000	LIFE INSURANCE	4.20	4.20	4.20	4.20	4.20	4.20	4.20	4.20	4.20	4.20	4.20	0.00
100-405-707000	UNEMPLOYMENT INSURANCE	7.64	27.93	10.13	9.40	8.98	12.54	7.48	7.43	8.35	7.43	7.58	0.00
100-405-708000	WORK COMP	423.00	0.00	85.26	0.00	0.00	0.00	0.00	0.00	0.00	0.00	616.00	0.00
100-405-709000	K.P.E.R.S.	303.32	370.44	395.00	368.33	352.91	483.40	301.46	299.35	333.29	299.35	452.87	0.00
100-405-711000	F.I.C.A.	201.39	249.34	266.88	247.83	236.81	330.02	197.64	196.15	220.39	220.11	309.46	0.00
100-405-713000	ADMINISTRATION FEE	0.00	15.00	5.00	5.00	5.00	0.00	5.00	5.00	0.00	0.00	0.00	0.00
100-405-723001	UTILITY - GAS	907.71	447.92	0.00	1,114.58	70.11	48.68	46.69	112.47	0.00	307.66	1,154.59	776.35
100-405-723002	UTILITY - ELECTRIC	2,596.10	1,402.23	1,389.84	1,299.98	2,332.39	0.00	4,241.44	2,623.97	0.00	543.41	942.41	0.00
100-405-723003	UTILITY - CABLE	0.00	485.00	0.00	0.00	0.00	0.00	0.00	0.00	0.00	0.00	0.00	0.00
100-405-727004	MAINTENANCE AGREEMENT	0.00	0.00	0.00	0.00	0.00	0.00	0.00	0.00	0.00	70.96	0.00	0.00
100-405-727005	TRASH / RECYCLING	246.00	82.00	0.00	82.00	82.00	82.00	82.00	82.00	82.00	82.00	82.00	82.00
100-405-727012	CONTRACTUAL SERVICES	0.00	87.41	30.00	0.00	565.12	0.00	0.00	90.00	30.00	30.00	0.00	0.00
100-405-741000	BUILDING MAINTENANCE	289.12	0.00	0.00	0.00	375.00	0.00	0.00	0.00	0.00	0.00	124.99	0.00
100-405-742000	EQUIPMENT / VEHICLE MAINTENANCE	14.02	450.75	5.14	11.89	0.00	1,587.92	0.00	0.00	90.00	0.00	28.80	0.00
100-405-743000	OPERATING SUPPLIES	0.00	2.78	1,170.97	0.00	116.11	0.00	0.00	0.00	0.00	0.00	45.59	0.00
100-405-745000	JANITORIAL SUPPLIES	0.00	210.16	0.00	0.00	162.68	130.48	606.34	0.00	0.00	0.00	0.00	0.00
100-405-750000	MISCELLANEOUS COMMODITIES	520.64	171.86	169.71	152.17	574.83	49.88	179.81	13.98	71.88	0.00	20.98	0.00
100-405-752000	CHEMICALS	0.00	0.00	0.00	0.00	0.00	99.99	0.00	0.00	0.00	0.00	0.00	0.00
100-405-763000	IMPROVEMENTS	0.00	0.00	3,100.00	0.00	0.00	0.00	0.00	1,142.06	0.00	0.00	0.00	0.00
100-405-764000	MACHINERY AND EQUIPMENT	0.00	0.00	0.00	259.99	0.00	0.00	0.00	0.00	0.00	0.00	0.00	0.00
100-410-702000	PART-TIME SALARIES	0.00	0.00	260.38	17,684.79	29,453.19	34,944.98	0.00	0.00	0.00	0.00	0.00	0.00
100-410-707000	UNEMPLOYMENT INSURANCE	0.00	0.00	0.80	54.83	91.29	108.34	0.00	0.00	0.00	0.00	0.00	0.00
100-410-708000	WORK COMP	1,710.00	0.00	348.77	0.00	0.00	0.00	0.00	0.00	0.00	0.00	1,674.00	0.00
100-410-711000	F.I.C.A.	0.00	0.00	19.92	1,353.02	2,253.39	2,673.38	0.00	0.00	0.00	0.00	0.00	0.00
100-410-723002	UTILITY - ELECTRIC	1,121.48	223.96	200.94	993.82	2,511.68	0.00	3,910.57	529.24	0.00	183.08	182.00	0.00
100-410-727005	TRASH / RECYCLING	171.00	57.00	0.00	57.00	57.00	57.00	57.00	57.00	57.00	57.00	57.00	57.00
100-410-727011	BANK / CREDIT CARD FEES	60.00	64.36	105.46	289.20	271.50	123.43	60.00	60.00	60.00	60.00	60.00	0.00
100-410-727012	CONTRACTUAL SERVICES	549.53	88.86	604.00	1,454.35	0.00	61.16	0.00	0.00	0.00	0.00	0.00	0.00

Monthly Activity Report

	March 2025	April 2025	May 2025	June 2025	July 2025	August 2025	September 2025	October 2025	November 2025	December 2025	January 2026	February 2026
100-410-727016	LICENSE / PERMIT	220.00	0.00	0.00	0.00	0.00	0.00	0.00	0.00	0.00	0.00	0.00
100-410-741000	BUILDING MAINTENANCE	0.00	0.00	46.03	756.90	259.47	506.85	0.00	4,977.00	0.00	0.00	0.00
100-410-742000	EQUIPMENT / VEHICLE MAINTENANCE	0.00	506.65	0.00	1,514.84	0.00	1,052.50	0.00	0.00	0.00	0.00	0.00
100-410-743000	OPERATING SUPPLIES	0.00	400.00	745.00	225.90	0.00	0.00	40.99	0.00	0.00	0.00	0.00
100-410-744000	OFFICE SUPPLIES	0.00	0.00	0.00	0.00	0.00	234.00	0.00	0.00	0.00	0.00	0.00
100-410-745000	JANITORIAL SUPPLIES	0.00	0.00	0.00	272.85	594.12	0.00	0.00	0.00	0.00	0.00	0.00
100-410-747000	UNIFORMS AND CLOTHING	0.00	0.00	0.00	0.00	0.00	28.37	0.00	0.00	0.00	0.00	0.00
100-410-749000	CONCESSION SUPPLIES	0.00	0.00	1,857.70	3,149.44	6,736.99	769.95	0.00	0.00	0.00	0.00	0.00
100-410-750000	MISCELLANEOUS COMMODITIES	0.00	0.00	49.73	285.38	1,779.83	185.65	18.50	0.00	0.00	0.00	0.00
100-410-752000	CHEMICALS	0.00	0.00	0.00	0.00	9,007.41	1,595.95	0.00	0.00	0.00	0.00	0.00
100-410-764000	MACHINERY AND EQUIPMENT	0.00	0.00	0.00	2,843.49	0.00	-206.98	0.00	0.00	0.00	194.40	0.00
100-430-702000	PART-TIME SALARIES	2,140.00	2,197.50	1,980.00	2,476.50	2,237.50	4,189.50	2,950.00	2,521.00	3,464.68	2,890.00	3,923.50
100-430-707000	UNEMPLOYMENT INSURANCE	6.63	21.96	6.12	7.67	6.94	13.00	9.17	7.84	10.76	8.98	7.84
100-430-708000	WORK COMP	1,364.00	0.00	277.96	0.00	0.00	0.00	0.00	0.00	0.00	847.00	0.00
100-430-711000	F.I.C.A.	163.77	168.12	151.51	189.49	171.18	320.51	225.67	192.87	265.01	221.05	300.16
100-430-723002	UTILITY - ELECTRIC	2,678.11	1,410.93	995.39	1,149.71	1,893.67	0.00	4,894.37	3,147.11	0.00	1,138.27	1,261.83
100-430-723003	UTILITY - CABLE	280.22	135.10	0.00	405.30	0.00	135.10	0.00	270.34	0.00	135.12	145.12
100-430-727002	ADVERTISING	70.00	0.00	0.00	0.00	0.00	0.00	0.00	0.00	0.00	0.00	0.00
100-430-727005	TRASH / RECYCLING	261.00	87.00	0.00	87.00	87.00	87.00	87.00	87.00	87.00	87.00	87.00
100-430-727011	BANK / CREDIT CARD FEES	35.00	36.24	35.00	0.00	0.00	153.95	0.00	0.00	0.00	6.09	0.00
100-430-727012	CONTRACTUAL SERVICES	440.42	9,796.86	1,427.45	1,794.64	2,182.35	17,436.96	324.75	1,581.36	9,669.38	1,204.92	776.51
100-430-727019	NEW GYMNASIUM - SPLIT EXPENSES	3,415.28	1,964.85	491.14	3,268.91	1,364.39	185.21	3,044.49	2,186.78	0.00	936.16	2,706.84
100-430-741000	BUILDING MAINTENANCE	0.00	403.63	0.00	0.00	0.00	0.00	0.00	0.00	0.00	54.00	0.00
100-430-743000	OPERATING SUPPLIES	0.00	0.00	0.00	0.00	618.21	0.00	969.00	0.00	241.47	61.98	0.00
100-430-744000	OFFICE SUPPLIES	400.31	124.93	0.00	70.25	0.00	624.27	69.76	0.00	151.37	0.00	70.63
100-430-745000	JANITORIAL SUPPLIES	712.07	783.39	1,086.86	615.00	1,443.15	599.51	2,481.87	789.16	1,697.26	516.54	1,111.19
100-430-746000	GAS AND OIL	0.00	0.00	161.64	181.34	47.83	0.00	242.67	0.00	172.96	0.00	166.49
100-430-749000	CONCESSION SUPPLIES	306.50	240.00	454.75	105.25	614.50	559.50	219.32	718.46	1,336.64	449.50	1,181.64
100-430-750000	MISCELLANEOUS COMMODITIES	22.34	0.00	0.00	0.00	0.00	0.00	17.49	57.73	0.00	0.00	5.03
100-430-763000	IMPROVEMENTS	59.99	935.00	0.00	0.00	0.00	0.00	0.00	914.23	0.00	0.00	546.77
100-430-764000	MACHINERY AND EQUIPMENT	0.00	0.00	0.00	0.00	9,700.00	0.00	0.00	0.00	0.00	0.00	0.00
100-440-723001	UTILITY - GAS	3,083.34	642.07	0.00	723.29	0.00	81.76	0.00	68.46	93.11	0.00	193.18
100-440-724000	LEGAL PUBLICATIONS	0.00	0.00	0.00	0.00	74.00	0.00	0.00	0.00	0.00	0.00	0.00
100-440-727005	TRASH / RECYCLING	201.00	67.00	0.00	67.00	67.00	67.00	67.00	67.00	67.00	67.00	67.00
100-440-727012	CONTRACTUAL SERVICES	42.00	122.00	42.00	42.00	7,142.84	42.00	0.00	84.00	569.28	0.00	0.00
100-440-741000	BUILDING MAINTENANCE	0.00	0.00	0.00	0.00	968.26	22.89	152.71	0.00	0.00	500.00	0.00
100-440-742000	EQUIPMENT / VEHICLE MAINTENANCE	5.98	197.36	0.00	15.37	0.00	0.00	0.00	0.00	0.00	0.00	0.00
100-440-745000	JANITORIAL SUPPLIES	150.00	137.05	133.05	100.00	228.95	65.99	100.00	100.00	170.25	150.00	272.27
100-440-750000	MISCELLANEOUS COMMODITIES	27.98	0.00	30.18	0.00	0.00	0.00	0.00	0.00	37.95	0.00	0.00
100-440-763000	IMPROVEMENTS	86,755.00	0.00	5,495.00	0.00	0.00	0.00	0.00	0.00	25.21	0.00	0.00
100-440-764000	MACHINERY AND EQUIPMENT	0.00	0.00	0.00	0.00	0.00	0.00	0.00	0.00	0.00	9.49	0.00
100-600-803007	LEASE - 1/2 POSTAGE MACHINE	457.27	0.00	0.00	0.00	457.27	0.00	0.00	457.27	0.00	0.00	963.91

Monthly Activity Report

		March 2025	April 2025	May 2025	June 2025	July 2025	August 2025	September 2025	October 2025	November 2025	December 2025	January 2026	February 2026
100-600-803010	LEASE - GOLF CARS	0.00	0.00	0.00	0.00	0.00	0.00	0.00	0.00	0.00	0.00	22,559.99	0.00
100-600-803013	LEASE INTEREST	0.00	0.00	0.00	0.00	10,881.58	40,291.85	7,925.56	0.00	0.00	0.00	519.84	0.00
100-600-803014	LEASE PRINCIPAL	0.00	0.00	0.00	0.00	83,334.08	50,395.32	46,673.70	0.00	0.00	0.00	0.00	0.00
100-600-803015	LEASE FEE	0.00	0.00	0.00	0.00	51.20	0.00	0.00	0.00	0.00	0.00	34.56	0.00
100-999-699216	TRANSFER TO LAROCHE CAPITAL OUTLAY	0.00	10,000.00	0.00	0.00	0.00	0.00	0.00	0.00	0.00	0.00	20,000.00	0.00
100-999-999206	TRANSFER TO RECREATION	0.00	0.00	0.00	0.00	0.00	0.00	35,566.00	0.00	0.00	0.00	0.00	0.00
100-999-999207	TRANSFER TO GOLF COURSE	0.00	0.00	0.00	0.00	0.00	0.00	142,135.64	0.00	0.00	59,630.23	0.00	0.00
100-999-999210	TRANSFER TO ECONOMIC DEVELOPMENT	0.00	0.00	0.00	0.00	0.00	0.00	130,715.97	0.00	0.00	16,463.46	0.00	0.00
100-999-999211	TRANSFER TO CDBG MAYCO ACE	0.00	0.00	0.00	0.00	0.00	0.00	82,266.00	0.00	0.00	0.00	0.00	0.00
100-999-999213	TRANSFER TO EQUIPMENT RESERVE	0.00	75,000.00	0.00	0.00	0.00	0.00	0.00	0.00	0.00	0.00	0.00	0.00
100-999-999214	TRANSFER TO CAPITAL IMPROVEMENTS	0.00	50,000.00	0.00	0.00	0.00	0.00	0.00	0.00	0.00	0.00	25,000.00	0.00
	Expense Total:	651,472.01	530,472.07	674,069.45	510,801.48	744,115.03	808,226.63	650,670.00	488,508.51	486,012.12	608,797.00	764,496.77	18,097.38
	Fund 100 Surplus (Deficit):	-181,150.73	-136,437.21	-327,655.89	525,834.64	-400,505.27	-448,454.48	-10,794.20	-169,183.34	-125,470.38	-301,332.90	-366,316.05	1,077,960.70
Fund: 200 - PUBLIC LIBRARY													
Revenue													
200-000-401000	AD VALOREM TAX - CURRENT	17,113.06	0.00	0.00	93,378.89	0.00	0.00	11,712.23	0.00	1,472.12	0.00	0.00	162,429.93
200-000-401001	NEIGHBORHOOD REVITALIZATION REBATE	0.00	0.00	0.00	-5,653.68	0.00	0.00	0.00	0.00	0.00	0.00	0.00	-8,900.97
200-000-402000	AD VALOREM TAX - DELINQUENT	1,384.22	0.00	0.00	2,922.83	0.00	0.00	1,564.27	0.00	1,552.65	0.00	0.00	1,339.71
200-000-403000	MOTOR VEHICLE TAX	1,931.96	0.00	0.00	7,267.91	0.00	0.00	10,480.54	0.00	5,497.86	0.00	0.00	3,834.29
200-000-404000	R.V. TAX	15.63	0.00	0.00	83.96	0.00	0.00	103.09	0.00	47.19	0.00	0.00	23.17
200-000-405000	HEAVY TRUCK TAX	20.55	0.00	0.00	29.06	0.00	0.00	504.44	0.00	27.23	0.00	0.00	54.11
	Revenue Total:	20,465.42	0.00	0.00	98,028.97	0.00	0.00	24,364.57	0.00	8,597.05	0.00	0.00	158,780.24
Expense													
200-450-733000	PROPERTY TAX DISTRIBUTION	0.00	20,465.42	0.00	0.00	98,028.97	0.00	0.00	24,364.57	0.00	8,597.05	0.00	0.00
	Expense Total:	0.00	20,465.42	0.00	0.00	98,028.97	0.00	0.00	24,364.57	0.00	8,597.05	0.00	0.00
	Fund 200 Surplus (Deficit):	20,465.42	-20,465.42	0.00	98,028.97	-98,028.97	0.00	24,364.57	-24,364.57	8,597.05	-8,597.05	0.00	158,780.24
Fund: 202 - PUBLIC SAFETY EQUIPMENT													
Revenue													
202-000-401000	AD VALOREM TAX - CURRENT	6,179.27	0.00	0.00	33,718.04	0.00	0.00	4,228.95	0.00	531.97	0.00	0.00	60,887.11
202-000-401001	NEIGHBORHOOD REVITALIZATION REBATE	0.00	0.00	0.00	-2,041.50	0.00	0.00	0.00	0.00	0.00	0.00	0.00	-3,338.09
202-000-402000	AD VALOREM TAX - DELINQUENT	483.30	0.00	0.00	840.24	0.00	0.00	514.33	0.00	248.01	0.00	0.00	475.35
202-000-403000	MOTOR VEHICLE TAX	697.11	0.00	0.00	2,622.50	0.00	0.00	3,781.69	0.00	1,983.80	0.00	0.00	1,383.52
202-000-404000	R.V. TAX	5.63	0.00	0.00	30.30	0.00	0.00	37.20	0.00	17.02	0.00	0.00	8.37
202-000-405000	HEAVY TRUCK TAX	7.41	0.00	0.00	10.48	0.00	0.00	182.01	0.00	9.83	0.00	0.00	19.54
202-000-521012	REIMBURSED EXPENSE	0.00	0.00	0.00	1,046.36	0.00	0.00	0.00	0.00	0.00	0.00	0.00	0.00
	Revenue Total:	7,372.72	0.00	0.00	36,226.42	0.00	0.00	8,744.18	0.00	2,790.63	0.00	0.00	59,435.80
Expense													
202-200-764000	MACHINERY AND EQUIPMENT	0.00	0.00	0.00	0.00	0.00	0.00	0.00	32,700.00	0.00	0.00	0.00	0.00

Monthly Activity Report

		March 2025	April 2025	May 2025	June 2025	July 2025	August 2025	September 2025	October 2025	November 2025	December 2025	January 2026	February 2026
202-210-764000	MACHINERY AND EQUIPMENT	9,907.10	2,617.46	1,743.00	140.58	0.00	65,968.68	1,300.00	0.00	0.00	0.00	36.95	169.45
	Expense Total:	9,907.10	2,617.46	1,743.00	140.58	0.00	65,968.68	1,300.00	32,700.00	0.00	0.00	36.95	169.45
	Fund 202 Surplus (Deficit):	-2,534.38	-2,617.46	-1,743.00	36,085.84	0.00	-65,968.68	7,444.18	-32,700.00	2,790.63	0.00	-36.95	59,266.35
Fund: 203 - ECONOMIC DEVELOPMENT													
Revenue													
203-000-421000	CITY SALES TAX	11,500.00	11,500.00	15,000.00	11,500.00	11,500.00	11,500.00	11,500.00	11,500.00	11,500.00	11,500.00	11,500.00	0.00
203-000-699100	TRANSFER FROM GENERAL FUND	0.00	0.00	0.00	0.00	0.00	0.00	130,715.97	0.00	0.00	16,463.46	0.00	0.00
	Revenue Total:	11,500.00	11,500.00	15,000.00	11,500.00	11,500.00	11,500.00	142,215.97	11,500.00	11,500.00	27,963.46	11,500.00	0.00
Expense													
203-000-999308	TRANSFER TO LANDBANK	0.00	50,000.00	0.00	0.00	0.00	0.00	0.00	0.00	0.00	0.00	0.00	0.00
203-160-701000	FULL-TIME SALARIES	0.00	44,996.51	0.00	0.00	0.00	0.00	59,609.43	10,916.84	11,625.07	10,916.84	16,678.78	0.00
203-160-704000	HEALTH INSURANCE	0.00	6,022.50	0.00	0.00	0.00	0.00	7,899.12	1,439.12	1,439.12	1,439.12	1,439.12	0.00
203-160-705000	LIFE INSURANCE	0.00	16.80	0.00	0.00	0.00	0.00	25.20	8.40	8.40	8.40	8.40	0.00
203-160-707000	UNEMPLOYMENT INSURANCE	0.00	124.94	0.00	0.00	0.00	0.00	218.33	29.20	31.26	29.20	29.66	0.00
203-160-708000	WORK COMP	0.00	0.00	0.00	0.00	0.00	0.00	0.00	0.00	0.00	0.00	45.00	0.00
203-160-709000	K.P.E.R.S.	0.00	4,819.11	0.00	0.00	0.00	0.00	6,384.18	1,169.18	1,245.03	1,169.18	1,766.28	0.00
203-160-711000	F.I.C.A.	0.00	3,289.33	0.00	0.00	0.00	0.00	4,331.54	770.62	824.80	810.96	1,211.40	0.00
203-160-724000	LEGAL PUBLICATIONS	0.00	1,113.50	37.00	0.00	0.00	18.50	2,423.50	0.00	0.00	0.00	18.50	0.00
203-160-725000	TRAVEL AND TRAINING	0.00	506.96	0.00	0.00	83.44	0.00	202.32	378.13	363.75	0.00	0.00	90.02
203-160-726000	DUES AND MEMBERSHIPS	0.00	120.00	1,000.00	0.00	26.91	0.00	75.00	250.00	0.00	0.00	1,099.99	0.00
203-160-727002	ADVERTISING	0.00	347.44	0.00	0.00	0.00	0.00	111.00	0.00	0.00	0.00	0.00	0.00
203-160-727004	MAINTENANCE AGREEMENT	0.00	0.00	0.00	0.00	0.00	0.00	0.00	0.00	0.00	0.00	3,049.00	0.00
203-160-727012	CONTRACTUAL SERVICES	0.00	12,042.00	0.00	0.00	21.00	0.00	25,055.99	5,000.00	0.00	0.00	0.00	0.00
203-160-734000	GRANTS	0.00	0.00	78.63	0.00	0.00	0.00	0.00	13,000.00	0.00	0.00	32,000.00	0.00
203-160-744000	OFFICE SUPPLIES	0.00	48.66	0.00	0.00	6.58	0.00	555.35	62.64	53.82	6.99	0.00	26.91
203-160-747000	UNIFORMS AND CLEANING	0.00	76.11	0.00	40.00	0.00	0.00	0.00	0.00	0.00	0.00	0.00	0.00
203-160-748000	BOOKS AND SUBSCRIPTIONS	0.00	0.00	0.00	0.00	0.00	0.00	88.14	0.00	208.98	0.00	0.00	0.00
203-160-750000	MISCELLANEOUS COMMODITIES	0.00	0.00	0.00	0.00	0.00	0.00	15.28	185.78	0.00	0.00	0.00	0.00
203-160-763000	IMPROVEMENTS	0.00	0.00	0.00	0.00	0.00	0.00	2,101.03	0.00	0.00	0.00	0.00	0.00
	Expense Total:	0.00	123,523.86	1,115.63	40.00	137.93	18.50	109,095.41	33,209.91	15,800.23	14,380.69	57,346.13	116.93
	Fund 203 Surplus (Deficit):	11,500.00	-112,023.86	13,884.37	11,460.00	11,362.07	11,481.50	33,120.56	-21,709.91	-4,300.23	13,582.77	-45,846.13	-116.93
Fund: 204 - SPECIAL STREETS AND HIGHWAYS													
Revenue													
204-000-422000	COUNTY SALES TAX	54,264.75	59,293.31	62,150.75	65,627.73	62,829.55	64,551.66	65,889.05	63,723.46	57,505.34	54,713.22	64,559.68	0.00
204-000-424000	COUNTY COMPENSATING USE TAX	16,450.25	14,869.87	17,994.65	18,116.01	17,889.43	18,460.16	17,854.25	18,420.35	13,425.19	17,797.62	16,670.78	0.00
204-000-434000	STATE GASOLINE TAX	0.00	46,684.88	0.00	0.00	0.00	53,297.85	0.00	54,029.51	0.00	0.00	51,196.10	0.00
204-000-435000	STATE CONNECTING LINK	0.00	0.00	0.00	3,042.74	3,076.55	0.00	0.00	3,110.36	0.00	0.00	3,110.36	0.00
204-000-438000	GRANTS	0.00	0.00	28,114.78	0.00	0.00	0.00	0.00	0.00	0.00	0.00	0.00	0.00
204-000-521000	MISCELLANEOUS REVENUE	0.00	271.15	1,854.50	0.00	0.00	0.00	0.00	0.00	0.00	116.00	0.00	0.00
204-000-521005	INSURANCE PROCEEDS	0.00	0.00	0.00	0.00	0.00	0.00	50,000.00	0.00	0.00	0.00	0.00	0.00

Monthly Activity Report

		March 2025	April 2025	May 2025	June 2025	July 2025	August 2025	September 2025	October 2025	November 2025	December 2025	January 2026	February 2026
204-000-521012	REIMBURSED EXPENSE	0.00	0.00	0.00	1,252.91	0.00	0.00	0.00	598.50	0.00	0.00	0.00	10,396.99
	Revenue Total:	70,715.00	121,119.21	110,114.68	88,039.39	83,795.53	136,309.67	133,743.30	139,882.18	70,930.53	72,626.84	135,536.92	10,396.99
	Expense												
204-300-701000	FULL-TIME SALARIES	43,427.57	41,635.08	43,153.89	43,760.71	43,988.10	70,191.92	45,666.98	42,974.97	49,563.01	44,956.57	66,004.42	0.00
204-300-703000	OVERTIME	1,463.97	2,220.28	2,222.34	2,610.13	2,466.95	1,363.24	1,005.65	2,149.00	1,888.55	1,018.85	1,359.70	0.00
204-300-704000	HEALTH INSURANCE	8,352.55	8,352.58	8,352.57	8,441.12	8,655.59	9,384.05	7,737.00	8,020.25	9,961.63	10,030.86	9,687.00	0.00
204-300-705000	LIFE INSURANCE	58.84	58.83	60.97	60.96	62.01	63.02	56.73	50.45	61.03	61.08	49.74	0.00
204-300-707000	UNEMPLOYMENT INSURANCE	127.32	352.08	128.22	131.15	131.41	203.09	131.37	126.86	144.80	128.88	123.62	0.00
204-300-708000	WORK COMP	10,781.00	0.00	2,282.16	0.00	0.00	0.00	0.00	0.00	0.00	0.00	16,542.00	0.00
204-300-709000	K.P.E.R.S.	4,497.61	4,696.96	4,859.93	4,966.45	4,943.17	7,661.51	4,329.90	4,832.86	5,510.52	4,924.08	7,027.51	0.00
204-300-711000	F.I.C.A.	3,333.67	3,255.56	3,371.97	3,448.02	3,453.83	5,339.29	3,451.32	3,335.94	3,808.83	3,449.78	5,028.03	0.00
204-300-713000	ADMINISTRATION FEE	0.00	135.00	45.00	45.00	64.23	0.00	45.00	45.00	0.00	0.00	0.00	0.00
204-300-721000	POSTAGE AND SHIPPING	0.00	0.00	0.00	14.46	0.00	0.00	0.00	0.00	0.00	0.00	0.00	0.00
204-300-723001	UTILITY - GAS	1,635.72	539.30	50.00	124.32	0.00	75.45	35.36	43.52	57.92	0.00	410.18	0.00
204-300-723002	UTILITY - ELECTRIC	1,800.69	260.87	1,006.35	678.62	728.77	203.32	1,851.58	606.78	0.00	1,727.45	724.01	0.00
204-300-724000	LEGAL PUBLICATIONS	0.00	0.00	0.00	0.00	0.00	148.00	0.00	0.00	0.00	0.00	0.00	0.00
204-300-725000	TRAVEL AND TRAINING	0.00	227.22	0.00	0.00	0.00	180.63	0.00	0.00	301.25	0.00	190.71	267.97
204-300-726000	DUES AND MEMBERSHIPS	17.23	9.15	0.00	0.00	0.00	0.00	0.00	0.00	0.00	0.00	0.00	0.00
204-300-727004	MAINTENANCE AGREEMENT	78.00	0.00	0.00	81.00	0.00	52.00	0.00	0.00	66.66	0.00	802.00	1,633.39
204-300-727005	TRASH / RECYCLING	130.50	61.88	4,460.56	43.50	43.50	43.50	43.50	43.50	43.50	43.50	43.50	43.50
204-300-727006	ENGINEERING SERVICES	900.22	900.22	900.22	990.22	990.22	918.22	918.21	918.21	918.21	2,070.01	918.01	0.00
204-300-727012	CONTRACTUAL SERVICES	50.00	42.41	4,371.44	1,571.70	45.00	2,531.22	4,678.50	120.00	0.00	1,499.35	4,555.55	0.00
204-300-727016	LICENSE / PERMIT	0.00	29.47	480.00	0.00	0.00	0.00	0.00	44.08	167.01	0.00	0.00	0.00
204-300-741000	BUILDING MAINTENANCE	8.70	0.00	0.00	0.00	0.00	0.00	0.00	0.00	0.00	0.00	0.00	0.00
204-300-742000	EQUIPMENT / VEHICLE MAINTENANCE	5,361.51	2,909.13	8,565.27	683.77	3,786.48	5,172.77	6,616.54	2,132.16	8,388.53	2,491.73	2,138.40	2,530.84
204-300-743000	OPERATING SUPPLIES	12,859.10	29,760.20	48,183.06	38,925.73	15,547.56	31,114.79	14,870.59	3,224.94	18,973.31	10,225.39	4,947.59	13,780.99
204-300-744000	OFFICE SUPPLIES	0.00	0.00	0.00	0.00	186.14	0.00	0.00	54.32	163.87	0.00	0.00	0.00
204-300-745000	JANITORIAL SUPPLIES	334.00	0.00	0.00	0.00	0.00	0.00	0.00	54.15	0.00	0.00	0.00	0.00
204-300-746000	GAS AND OIL	2,386.10	17,046.74	4,515.30	4,851.81	9,674.54	3,222.79	11,969.68	4,517.12	7,595.61	0.00	14,373.26	0.00
204-300-747000	UNIFORMS AND CLOTHING	378.24	248.97	1,478.52	816.29	16.99	0.00	394.90	139.99	2,663.08	0.00	139.99	299.02
204-300-748000	BOOKS AND SUBSCRIPTIONS	0.00	193.35	0.00	9.15	187.46	9.15	119.00	6.08	313.32	0.00	0.00	127.74
204-300-750000	MISCELLANEOUS COMMODITIES	4,987.04	352.35	132.53	320.34	216.19	54.99	98,045.06	2,363.93	151.59	23.99	45.04	0.00
204-300-763000	IMPROVEMENTS	0.00	0.00	0.00	0.00	0.00	0.00	0.00	0.00	346.66	50,319.50	130.10	0.00
204-300-764000	MACHINERY AND EQUIPMENT	1,439.94	0.00	0.00	153,287.50	0.00	697.00	3,002.03	631.00	0.00	0.00	194.40	0.00
204-600-803016	LEASE PURCHASE - 1/3 DUMP TRUCKS	0.00	1,333.20	0.00	0.00	0.00	0.00	0.00	0.00	0.00	0.00	0.00	0.00
	Expense Total:	104,409.52	114,620.83	138,620.30	265,861.95	95,188.14	138,629.95	204,968.90	76,435.11	111,088.89	132,971.02	135,434.76	18,683.45
	Fund 204 Surplus (Deficit):	-33,694.52	6,498.38	-28,505.62	-177,822.56	-11,392.61	-2,320.28	-71,225.60	63,447.07	-40,158.36	-60,344.18	102.16	-8,286.46
Fund: 205 - SPECIAL PARKS AND RECREATION													
	Revenue												
205-000-431000	SPECIAL ALCOHOL TAX	7,246.55	0.00	0.00	5,837.99	0.00	0.00	7,871.27	0.00	0.00	6,807.78	0.00	0.00
	Revenue Total:	7,246.55	0.00	0.00	5,837.99	0.00	0.00	7,871.27	0.00	0.00	6,807.78	0.00	0.00

Monthly Activity Report

		March 2025	April 2025	May 2025	June 2025	July 2025	August 2025	September 2025	October 2025	November 2025	December 2025	January 2026	February 2026
Expense													
205-400-763000	IMPROVEMENTS	0.00	0.00	0.00	0.00	0.00	1,800.00	32,570.66	0.00	0.00	0.00	0.00	0.00
205-400-764000	MACHINERY AND EQUIPMENT	0.00	0.00	0.00	0.00	0.00	64.00	0.00	0.00	0.00	0.00	0.00	0.00
	Expense Total:	0.00	0.00	0.00	0.00	0.00	1,864.00	32,570.66	0.00	0.00	0.00	0.00	0.00
	Fund 205 Surplus (Deficit):	7,246.55	0.00	0.00	5,837.99	0.00	-1,864.00	-24,699.39	0.00	0.00	6,807.78	0.00	0.00
Fund: 206 - SPECIAL ALCOHOL AND DRUGS													
Revenue													
206-000-431000	SPECIAL ALCOHOL TAX	7,246.55	0.00	0.00	5,837.99	0.00	0.00	7,871.27	0.00	0.00	6,807.78	0.00	0.00
	Revenue Total:	7,246.55	0.00	0.00	5,837.99	0.00	0.00	7,871.27	0.00	0.00	6,807.78	0.00	0.00
Expense													
206-190-727021	DRUG AND ALCOHOL PROGRAM	0.00	1,200.00	0.00	83.20	8,644.42	1,342.10	500.00	0.00	2,500.00	0.00	3,000.00	0.00
206-190-750000	MISCELLANEOUS COMMODITIES	0.00	0.00	0.00	0.00	0.00	0.00	8,023.65	0.00	0.00	0.00	0.00	0.00
	Expense Total:	0.00	1,200.00	0.00	83.20	8,644.42	1,342.10	8,523.65	0.00	2,500.00	0.00	3,000.00	0.00
	Fund 206 Surplus (Deficit):	7,246.55	-1,200.00	0.00	5,754.79	-8,644.42	-1,342.10	-652.38	0.00	-2,500.00	6,807.78	-3,000.00	0.00
Fund: 207 - E911 TELEPHONE TAX													
Revenue													
207-000-433000	E911 TELEPHONE TAX	8,475.06	8,239.44	8,645.34	8,349.00	8,421.60	8,319.78	8,371.44	8,485.62	8,391.90	8,495.52	8,370.12	8,616.96
	Revenue Total:	8,475.06	8,239.44	8,645.34	8,349.00	8,421.60	8,319.78	8,371.44	8,485.62	8,391.90	8,495.52	8,370.12	8,616.96
Expense													
207-220-723004	UTILITY - TELEPHONE	140.00	6,078.09	762.46	1,403.50	705.27	1,566.90	1,289.06	4,491.93	0.00	895.37	1,857.10	946.98
207-220-725000	TRAVEL AND TRAINING	0.00	1,594.46	410.00	0.00	0.00	0.00	0.00	0.00	0.00	0.00	0.00	0.00
207-220-727004	MAINTENANCE AGREEMENT	0.00	0.00	22,373.21	0.00	0.00	0.00	0.00	0.00	0.00	0.00	0.00	0.00
207-220-727012	CONTRACTUAL SERVICES	0.00	0.00	0.00	0.00	0.00	0.00	0.00	0.00	0.00	0.00	36,600.00	0.00
207-220-730000	CELL PHONE / IPAD	68.22	0.00	0.00	0.00	0.00	0.00	0.00	0.00	0.00	0.00	0.00	0.00
	Expense Total:	208.22	7,672.55	23,545.67	1,403.50	705.27	1,566.90	1,289.06	4,491.93	0.00	895.37	38,457.10	946.98
	Fund 207 Surplus (Deficit):	8,266.84	566.89	-14,900.33	6,945.50	7,716.33	6,752.88	7,082.38	3,993.69	8,391.90	7,600.15	-30,086.98	7,669.98
Fund: 208 - CONVENTION AND VISITORS BUREAU													
Revenue													
208-000-437000	TRANSIENT GUEST TAX	0.00	29,259.05	0.00	0.00	39,963.75	0.00	0.00	40,082.13	0.00	0.00	35,500.40	0.00
208-000-521003	DONATIONS	0.00	0.00	0.00	0.00	750.00	0.00	0.00	350.00	0.00	0.00	0.00	0.00
208-165-473515	EVENT REVENUE	0.00	0.00	0.00	0.00	0.00	0.00	0.00	0.00	254.95	0.00	0.00	0.00
	Revenue Total:	0.00	29,259.05	0.00	0.00	40,713.75	0.00	0.00	40,432.13	254.95	0.00	35,500.40	0.00
Expense													
208-165-702000	PART-TIME SALARIES	985.77	749.98	887.12	577.50	720.00	2,069.29	585.00	922.50	839.53	1,913.90	742.50	0.00
208-165-705000	LIFE INSURANCE	0.00	0.00	0.00	0.00	-31.65	0.00	0.00	0.00	0.00	0.00	0.00	0.00
208-165-707000	UNEMPLOYMENT INSURANCE	1.49	34.80	2.08	1.79	2.23	2.91	1.81	2.86	2.61	2.84	1.49	0.00
208-165-708000	WORK COMP	166.00	0.00	32.66	0.00	0.00	0.00	0.00	0.00	0.00	0.00	251.00	0.00
208-165-711000	F.I.C.A.	36.72	41.89	51.24	44.19	55.09	71.73	44.77	70.58	64.23	70.01	56.81	0.00
208-165-713000	ADMINISTRATION FEE	0.00	15.00	5.00	5.00	5.00	0.00	5.00	5.00	0.00	0.00	0.00	0.00

Monthly Activity Report

		March 2025	April 2025	May 2025	June 2025	July 2025	August 2025	September 2025	October 2025	November 2025	December 2025	January 2026	February 2026
208-165-721000	POSTAGE AND SHIPPING	0.00	0.00	0.00	14.48	0.00	0.00	0.00	0.00	0.00	0.00	0.00	0.00
208-165-723001	UTILITY - GAS	267.57	146.34	62.62	0.00	0.00	127.87	0.00	0.00	0.00	160.19	0.00	0.00
208-165-723002	UTILITY - ELECTRIC	177.59	170.96	173.79	0.00	0.00	894.54	0.00	0.00	0.00	934.37	0.00	0.00
208-165-723004	UTILITY - TELEPHONE	216.02	106.46	107.58	0.00	0.00	324.45	0.00	0.00	0.00	433.72	0.00	0.00
208-165-725000	TRAVEL AND TRAINING	0.00	141.45	48.98	0.00	0.00	288.00	0.00	0.00	0.00	-22.66	0.00	0.00
208-165-726000	DUES AND MEMBERSHIPS	500.00	0.00	0.00	0.00	0.00	0.00	0.00	0.00	0.00	0.00	352.50	0.00
208-165-727002	ADVERTISING	14,775.00	13,723.00	11,100.00	3,359.00	1,679.00	2,198.42	7,189.25	3,990.07	2,371.25	440.00	7,689.00	1,374.00
208-165-727004	MAINTENANCE AGREEMENT	0.00	0.00	0.00	0.00	0.00	0.00	0.00	0.00	0.00	0.00	3,049.00	0.00
208-165-727005	TRASH / RECYCLING	28.00	14.00	14.00	0.00	0.00	42.00	0.00	0.00	0.00	56.00	0.00	0.00
208-165-727012	CONTRACTUAL SERVICES	1,558.07	1,144.88	28,443.97	3,264.99	-1,750.00	2,364.36	6,188.00	8,188.00	3,188.00	3,904.88	3,113.00	0.00
208-165-727031	EVENT EXPENSE	0.00	0.00	650.00	0.00	87.29	246.01	0.00	0.00	0.00	5,012.84	0.00	0.00
208-165-734000	GRANTS	650.00	480.61	0.00	0.00	0.00	0.00	0.00	0.00	0.00	0.00	0.00	0.00
208-165-742000	EQUIPMENT / VEHICLE MAINTENANCE	0.00	0.00	0.00	0.00	0.00	0.00	0.00	0.00	0.00	0.00	0.00	500.30
208-165-743000	OPERATING SUPPLIES	0.00	0.00	0.00	0.00	25.95	0.00	0.00	0.00	0.00	0.00	0.00	0.00
208-165-745000	JANITORIAL SUPPLIES	0.00	229.20	0.00	0.00	0.00	0.00	0.00	0.00	0.00	0.00	0.00	0.00
208-165-746000	GAS AND OIL	61.18	414.51	61.90	63.96	65.75	64.05	64.93	115.82	137.11	0.00	148.59	0.00
208-165-748000	BOOKS AND SUBSCRIPTIONS	0.00	0.00	0.00	0.00	0.00	0.00	0.00	164.50	376.98	0.00	0.00	0.00
208-165-750000	MISCELLANEOUS COMMODITIES	0.00	0.00	0.00	0.00	0.00	0.00	0.00	1,330.00	0.00	0.00	500.00	0.00
	Expense Total:	19,423.41	17,413.08	41,640.94	7,330.91	858.66	8,693.63	14,078.76	14,789.33	6,979.71	12,906.09	15,903.89	1,874.30
	Fund 208 Surplus (Deficit):	-19,423.41	11,845.97	-41,640.94	-7,330.91	39,855.09	-8,693.63	-14,078.76	25,642.80	-6,724.76	-12,906.09	19,596.51	-1,874.30
Fund: 209 - PARKS/COMMUNITY FACILITIES SALES TAX													
Revenue													
209-000-421000	CITY SALES TAX	6,393.32	7,373.25	7,254.15	8,373.24	7,683.73	7,255.93	7,767.67	7,462.18	7,177.73	6,705.31	8,367.28	0.00
209-000-423000	CITY COMPENSATING USE TAX	1,460.56	1,260.63	1,632.07	1,507.11	1,524.40	1,356.85	1,514.24	1,573.91	1,269.12	1,538.92	1,390.81	0.00
	Revenue Total:	7,853.88	8,633.88	8,886.22	9,880.35	9,208.13	8,612.78	9,281.91	9,036.09	8,446.85	8,244.23	9,758.09	0.00
Expense													
209-000-763000	IMPROVEMENTS	290.32	28,153.88	1,600.00	1,675.00	0.00	9,970.00	0.00	0.00	11,826.00	36,725.00	0.00	0.00
	Expense Total:	290.32	28,153.88	1,600.00	1,675.00	0.00	9,970.00	0.00	0.00	11,826.00	36,725.00	0.00	0.00
	Fund 209 Surplus (Deficit):	7,563.56	-19,520.00	7,286.22	8,205.35	9,208.13	-1,357.22	9,281.91	9,036.09	-3,379.15	-28,480.77	9,758.09	0.00
Fund: 210 - STREETS SALES TAX													
Revenue													
210-000-421000	CITY SALES TAX	57,539.85	66,359.27	65,287.33	75,359.16	69,153.53	65,303.32	69,909.04	67,159.59	64,599.54	60,347.77	75,305.51	0.00
210-000-423000	CITY COMPENSATING USE TAX	13,145.01	11,345.63	14,688.80	13,563.98	13,719.61	12,211.63	13,628.13	14,165.15	11,422.04	13,850.27	12,517.29	0.00
210-000-425000	CID SALES TAX - EMD / DQ	3,789.42	2,566.89	3,525.35	2,720.00	3,188.32	3,188.40	3,348.26	2,216.19	2,606.60	2,650.59	4,705.88	0.00
210-000-425001	CID SALES TAX - PRICE CHOPPER	50.45	22.80	33.40	173.28	42.58	155.60	35.87	21.74	47.68	40.56	60.18	0.00
210-000-425002	CID SALES TAX - DOLLAR TREE	790.07	889.94	1,124.95	1,041.67	950.96	1,077.88	861.41	833.83	1,073.38	996.78	1,027.97	0.00
	Revenue Total:	75,314.80	81,184.53	84,659.83	92,858.09	87,055.00	81,936.83	87,782.71	84,396.50	79,749.24	77,885.97	93,616.83	0.00
Expense													
210-000-763000	IMPROVEMENTS	0.00	0.00	0.00	0.00	0.00	0.00	0.00	16,202.48	1,328.26	107,140.60	408.18	0.00
210-160-736000	CID PAYMENT TO EMD	2,385.00	3,133.53	0.00	2,379.47	1,720.72	1,995.02	2,090.01	2,284.95	1,203.66	1,629.07	1,739.22	0.00

Monthly Activity Report

		March 2025	April 2025	May 2025	June 2025	July 2025	August 2025	September 2025	October 2025	November 2025	December 2025	January 2026	February 2026
210-160-736001	DOLLAR TREE CID	1,494.48	790.07	0.00	1,124.95	1,041.67	950.96	1,077.88	861.41	833.72	1,073.38	996.78	0.00
210-160-736500	CID PAYMENT TO DQ	718.19	655.89	0.00	1,145.88	999.28	1,193.30	1,098.39	1,063.31	1,012.53	977.53	911.37	0.00
210-160-736600	CID PAYMENT TO PRICE CHOPPER	67.74	50.45	0.00	33.40	173.28	42.58	155.60	35.87	21.74	47.68	40.56	0.00
210-300-727004	MAINTENANCE AGREEMENT	0.00	0.00	0.00	0.00	0.00	0.00	3,086.90	0.00	0.00	0.00	0.00	0.00
210-300-727012	CONTRACTUAL SERVICES	0.00	0.00	0.00	0.00	0.00	6,015.00	201,000.00	0.00	0.00	0.00	0.00	0.00
210-300-742000	EQUIPMENT / VEHICLE MAINTENANCE	0.00	0.00	0.00	0.00	0.00	0.00	26.78	3,587.64	0.00	0.00	0.00	0.00
210-300-743000	OPERATING SUPPLIES	0.00	0.00	0.00	0.00	0.00	0.00	2,606.33	1,218.98	0.00	0.00	0.00	0.00
210-300-763000	IMPROVEMENTS	0.00	0.00	0.00	0.00	0.00	0.00	0.00	96,350.00	0.00	0.00	0.00	0.00
210-300-764000	MACHINERY AND EQUIPMENT	0.00	0.00	0.00	0.00	0.00	317,540.00	2,994.00	0.00	0.00	0.00	0.00	64,850.00
210-999-999321	TRANSFER TO KDOT - HORTON STREET	0.00	0.00	0.00	0.00	0.00	0.00	0.00	0.00	0.00	542,070.23	0.00	0.00
	Expense Total:	4,665.41	4,629.94	0.00	4,683.70	3,934.95	327,736.86	214,135.89	121,604.64	4,399.91	652,938.49	4,096.11	64,850.00
	Fund 210 Surplus (Deficit):	70,649.39	76,554.59	84,659.83	88,174.39	83,120.05	-245,800.03	-126,353.18	-37,208.14	75,349.33	-575,052.52	89,520.72	-64,850.00
Fund: 213 - EQUIPMENT RESERVE													
Revenue													
213-000-699100	TRANSFER FROM GENERAL FUND	0.00	75,000.00	0.00	0.00	0.00	0.00	0.00	0.00	0.00	0.00	0.00	0.00
	Revenue Total:	0.00	75,000.00	0.00	0.00	0.00	0.00	0.00	0.00	0.00	0.00	0.00	0.00
	Fund 213 Total:	0.00	75,000.00	0.00	0.00	0.00	0.00	0.00	0.00	0.00	0.00	0.00	0.00
Fund: 214 - CAPITAL IMPROVEMENTS													
Revenue													
214-000-699100	TRANSFER FROM GENERAL FUND	0.00	50,000.00	0.00	0.00	0.00	0.00	0.00	0.00	0.00	0.00	25,000.00	0.00
	Revenue Total:	0.00	50,000.00	0.00	0.00	0.00	0.00	0.00	0.00	0.00	0.00	25,000.00	0.00
Expense													
214-200-764000	MACHINERY AND EQUIPMENT	0.00	0.00	0.00	0.00	0.00	0.00	70.27	0.00	0.00	0.00	0.00	0.00
214-210-763000	IMPROVEMENTS	34.48	0.00	0.00	0.00	0.00	0.00	45.57	0.00	0.00	0.00	0.00	0.00
214-210-764000	MACHINERY AND EQUIPMENT	0.00	0.00	0.00	0.00	0.00	0.00	10,182.51	0.00	0.00	0.00	0.00	0.00
	Expense Total:	34.48	0.00	0.00	0.00	0.00	0.00	10,298.35	0.00	0.00	0.00	0.00	0.00
	Fund 214 Surplus (Deficit):	-34.48	50,000.00	0.00	0.00	0.00	0.00	-10,298.35	0.00	0.00	0.00	25,000.00	0.00
Fund: 215 - LAND BANK													
Revenue													
215-000-436100	BOURBON COUNTY	0.00	0.00	0.00	0.00	0.00	126.24	0.00	0.00	0.00	0.00	0.00	368.18
215-000-451000	FEES	0.00	0.00	0.00	0.00	0.00	0.00	0.00	-21.52	0.00	0.00	0.00	0.00
215-000-515000	SALE OF PROPERTY	0.00	0.00	0.00	2,000.00	0.00	0.00	2,500.00	1,000.00	0.00	0.00	0.00	0.00
215-000-699203	TRANSFER FROM ECONOMIC DEVELOPM...	0.00	50,000.00	0.00	0.00	0.00	0.00	0.00	0.00	0.00	0.00	0.00	0.00
	Revenue Total:	0.00	50,000.00	0.00	2,000.00	0.00	126.24	2,500.00	978.48	0.00	0.00	0.00	368.18
Expense													
215-000-727012	CONTRACTUAL SERVICES	0.00	0.00	0.00	0.00	0.00	0.00	0.00	0.00	21.52	250.00	0.00	0.00
215-240-724000	LEGAL PUBLICATIONS	0.00	25.50	0.00	0.00	0.00	27.75	0.00	18.50	0.00	0.00	50.88	0.00
215-240-727010	MOWING - ASSESSMENT PROPERTY	0.00	684.00	2,027.99	598.01	1,722.00	1,106.00	490.00	508.00	454.00	0.00	550.00	0.00
215-240-727011	BANK / CREDIT CARD FEES	0.00	0.00	1.07	0.00	0.00	0.00	0.00	0.00	0.00	0.00	0.00	0.00

Monthly Activity Report

		March 2025	April 2025	May 2025	June 2025	July 2025	August 2025	September 2025	October 2025	November 2025	December 2025	January 2026	February 2026
215-240-727012	CONTRACTUAL SERVICES	833.36	833.36	1,376.36	943.33	833.36	0.00	0.00	0.00	0.00	0.00	0.00	0.00
	Expense Total:	833.36	1,542.86	3,405.42	1,541.34	2,555.36	1,133.75	490.00	526.50	475.52	250.00	600.88	0.00
	Fund 215 Surplus (Deficit):	-833.36	48,457.14	-3,405.42	458.66	-2,555.36	-1,007.51	2,010.00	451.98	-475.52	-250.00	-600.88	368.18
Fund: 216 - LAROCHE CAPITAL OUTLAY													
Revenue													
216-000-521012	REIMBURSED EXPENSE	0.00	5,000.00	0.00	0.00	0.00	0.00	0.00	0.00	0.00	0.00	0.00	0.00
216-000-699100	TRANSFER FROM GENERAL FUND	0.00	10,000.00	0.00	0.00	0.00	0.00	0.00	0.00	0.00	0.00	20,000.00	0.00
	Revenue Total:	0.00	15,000.00	0.00	0.00	0.00	0.00	0.00	0.00	0.00	0.00	20,000.00	0.00
	Fund 216 Total:	0.00	15,000.00	0.00	0.00	0.00	0.00	0.00	0.00	0.00	0.00	20,000.00	0.00
Fund: 218 - RECREATION													
Revenue													
218-000-472300	REC - SPECIAL EVENTS	0.00	0.00	20.00	0.00	0.00	0.00	20.00	0.00	220.00	0.00	0.00	140.00
218-000-472400	REC - FITNESS	0.00	0.00	30.00	0.00	0.00	0.00	0.00	0.00	0.00	0.00	0.00	0.00
218-000-472600	REC - CAMPS	0.00	0.00	1,065.00	265.00	120.00	0.00	0.00	0.00	0.00	0.00	0.00	0.00
218-000-472700	REC - FSHS CAMPS	0.00	280.00	2,010.00	4,230.00	1,410.00	0.00	0.00	0.00	0.00	0.00	0.00	0.00
218-000-472800	REC - SWIM	0.00	0.00	6,850.00	2,070.00	750.00	0.00	0.00	0.00	0.00	0.00	0.00	0.00
218-000-472900	REC - LEAGUES	8,210.00	3,680.00	150.00	25.00	3,075.00	5,540.00	1,850.00	5,950.00	800.00	2,070.00	140.00	630.00
218-000-472925	REC - CONCESSIONS	27.00	0.00	1.50	4,669.50	2,213.00	0.00	384.00	219.00	410.50	306.00	364.00	51.00
218-000-472999	REC - MISCELLANEOUS	1,284.00	277.50	8,197.38	2,930.00	200.00	4,250.00	3,686.50	240.00	4,593.00	985.50	3,195.46	300.00
218-000-699100	TRANSFER FROM GENERAL FUND	0.00	0.00	0.00	0.00	0.00	0.00	35,566.00	0.00	0.00	0.00	0.00	0.00
	Revenue Total:	9,521.00	4,237.50	18,323.88	14,189.50	7,768.00	9,790.00	41,506.50	6,409.00	6,023.50	3,361.50	3,699.46	1,121.00
Expense													
218-000-727012	CONTRACTUAL SERVICES	8,123.50	7,702.50	16,692.38	1,906.50	21,817.50	35,230.00	3,734.50	9,685.00	4,928.50	4,168.50	26,265.00	3,194.00
	Expense Total:	8,123.50	7,702.50	16,692.38	1,906.50	21,817.50	35,230.00	3,734.50	9,685.00	4,928.50	4,168.50	26,265.00	3,194.00
	Fund 218 Surplus (Deficit):	1,397.50	-3,465.00	1,631.50	12,283.00	-14,049.50	-25,440.00	37,772.00	-3,276.00	1,095.00	-807.00	-22,565.54	-2,073.00
Fund: 219 - GOLF COURSE													
Revenue													
219-000-464000	CLUB RENTAL	30.00	60.00	45.00	195.00	105.00	45.00	15.00	75.00	15.00	15.00	0.00	0.00
219-000-464001	SINGLE MEMBERSHIP	3,240.00	4,320.00	19,980.00	5,940.00	2,160.00	2,900.00	540.00	0.00	1,080.00	1,080.00	540.00	1,077.79
219-000-464002	YOUTH MEMBERSHIP	178.00	54.00	336.00	584.00	264.00	1,258.59	592.00	108.00	42.00	46.00	60.00	0.00
219-000-464003	FAMILY MEMBERSHIP	1,480.00	1,480.00	11,840.00	5,180.00	2,420.00	740.00	740.00	740.00	0.00	0.00	0.00	740.00
219-000-464005	GOLF WEEKDAY RATES	3,684.00	3,798.00	3,852.00	4,026.81	4,895.07	4,331.79	2,778.38	3,087.79	1,194.66	860.88	957.00	565.95
219-000-464006	GOLF WEEKEND RATES	7,447.00	4,950.00	10,246.00	7,836.02	8,614.08	12,018.63	7,324.07	6,799.64	4,875.65	3,014.01	804.00	1,558.92
219-000-464007	GOLF DAILY TRAIL FEES	226.00	71.00	180.00	339.00	265.67	438.49	392.70	291.66	318.25	131.00	50.00	12.00
219-000-464009	GOLF CART RENTALS	8,142.00	6,724.00	13,672.00	9,385.47	9,719.28	11,100.65	6,887.96	6,350.44	3,832.74	2,426.59	1,102.00	1,271.89
219-000-464010	GOLF ANNUAL TRAIL FEE	700.00	1,575.00	7,525.00	2,625.00	1,575.00	1,050.00	700.00	175.00	175.00	175.00	175.00	524.28
219-000-464011	GOLF TOURNAMENTS	0.00	1,080.00	0.00	8,440.00	11,280.00	4,600.00	4,888.00	3,368.00	0.00	0.00	0.00	0.00
219-000-464012	GOLF BUILDING RENTAL	0.00	400.00	3,600.00	1,200.00	800.00	400.00	400.00	0.00	0.00	0.00	0.00	400.00
219-000-464014	GOLF CONCESSIONS	2,099.05	2,113.44	2,798.88	3,777.45	3,803.56	3,571.12	2,239.30	1,874.54	1,007.83	755.81	375.34	273.17
219-000-464015	GOLF ALCOHOL SALES	3,570.00	3,492.50	5,905.50	9,769.09	8,879.44	8,752.15	5,223.76	3,940.36	1,646.93	1,778.40	528.16	711.65

Monthly Activity Report

		March 2025	April 2025	May 2025	June 2025	July 2025	August 2025	September 2025	October 2025	November 2025	December 2025	January 2026	February 2026
219-000-464017	GOLF MERCHANDISE SALES	1,223.00	2,743.28	2,057.96	2,517.47	3,162.70	2,617.90	1,384.02	1,441.32	664.84	860.36	146.00	120.00
219-000-464022	GOLF COURSE TIPS	9.70	39.75	57.45	684.63	225.45	92.30	34.30	44.25	0.00	2.00	1.00	9.25
219-000-464023	CORPORATE MEMBERSHIP	0.00	0.00	0.00	2,500.00	0.00	0.00	0.00	0.00	0.00	0.00	0.00	0.00
219-000-521000	MISCELLANEOUS REVENUE	0.00	1,170.00	0.00	0.00	786.00	1,250.00	0.00	50.00	0.00	54.00	0.00	110.55
219-000-521001	CASH LONG/SHORT	0.00	0.00	-63.68	51.67	-14.24	-44.91	103.41	-0.50	10.50	-130.30	9.00	0.00
219-000-521012	REIMBURSED EXPENSE	0.00	0.00	0.00	0.00	0.00	0.00	0.00	1,718.24	0.00	0.00	0.00	0.00
219-000-699100	TRANSFER FROM GENERAL FUND	0.00	0.00	0.00	0.00	0.00	0.00	142,135.64	0.00	0.00	59,630.23	0.00	0.00
	Revenue Total:	32,028.75	34,070.97	82,032.11	65,051.61	58,941.01	55,121.71	176,378.54	30,063.74	14,863.40	70,698.98	4,747.50	7,375.45
Expense													
219-425-701000	FULL-TIME SALARIES	4,512.00	4,513.00	4,514.00	4,512.00	4,512.00	6,770.00	4,512.00	4,513.00	4,859.43	4,512.00	6,903.36	0.00
219-425-702000	PART-TIME SALARIES	2,966.50	3,667.15	4,198.70	5,896.15	5,604.08	7,866.90	4,394.55	3,703.75	4,046.74	2,050.50	3,410.25	0.00
219-425-704000	HEALTH INSURANCE	0.00	0.00	0.00	0.00	0.00	0.00	0.00	688.26	688.26	688.26	688.26	0.00
219-425-705000	LIFE INSURANCE	0.00	0.00	0.00	0.00	0.00	0.00	4.20	4.20	4.20	4.20	4.20	0.00
219-425-707000	UNEMPLOYMENT INSURANCE	22.35	64.95	26.16	31.41	30.51	44.11	26.75	24.51	26.64	19.42	19.74	0.00
219-425-708000	WORK COMP	1,677.00	0.00	342.12	0.00	0.00	0.00	0.00	0.00	0.00	0.00	1,592.00	0.00
219-425-709000	K.P.E.R.S.	483.24	483.34	483.45	483.24	483.24	725.07	483.24	483.34	520.45	483.24	731.07	0.00
219-425-711000	F.I.C.A.	572.12	625.79	666.54	796.25	773.88	1,119.73	681.36	625.87	678.56	513.76	786.28	0.00
219-425-713000	ADMINISTRATION FEE	0.00	15.00	5.00	5.00	5.00	0.00	5.00	5.00	0.00	0.00	0.00	0.00
219-425-721000	POSTAGE AND SHIPPING	0.00	0.00	0.00	14.46	0.00	0.00	0.00	0.00	0.00	0.00	0.00	0.00
219-425-723001	UTILITY - GAS	245.43	193.70	0.00	656.62	50.17	47.51	46.69	97.66	0.00	79.23	288.72	221.22
219-425-723002	UTILITY - ELECTRIC	2,287.24	1,415.01	1,682.28	2,042.51	2,318.92	0.00	5,837.34	5,636.25	0.00	1,876.16	1,059.96	0.00
219-425-723003	UTILITY - CABLE	320.20	160.09	0.00	480.27	0.00	160.09	0.00	312.22	0.00	160.11	170.11	170.11
219-425-725000	TRAVEL AND TRAINING	0.00	0.00	0.00	0.00	0.00	0.00	0.00	76.34	0.00	0.00	0.00	0.00
219-425-727002	ADVERTISING	0.00	0.00	0.00	0.00	0.00	50.00	0.00	0.00	0.00	100.00	0.00	0.00
219-425-727005	TRASH / RECYCLING	171.00	57.00	0.00	57.00	57.00	57.00	57.00	57.00	57.00	57.00	57.00	57.00
219-425-727011	BANK / CREDIT CARD FEES	715.62	667.24	1,642.64	1,252.41	966.79	965.63	674.26	538.95	356.87	261.13	133.71	169.89
219-425-727012	CONTRACTUAL SERVICES	0.00	134.41	125.40	0.00	1,020.00	250.69	0.00	300.25	27.00	0.00	27.00	0.00
219-425-727016	LICENSE / PERMIT	0.00	250.00	0.00	0.00	0.00	0.00	0.00	0.00	0.00	25.00	0.00	0.00
219-425-741000	BUILDING MAINTENANCE	0.00	0.00	0.00	0.00	0.00	0.00	115.00	0.00	0.00	0.00	0.00	823.15
219-425-742000	EQUIPMENT / VEHICLE MAINTENANCE	167.58	24.19	116.78	0.00	154.57	379.99	0.00	0.00	74.94	107.95	0.00	0.00
219-425-743000	OPERATING SUPPLIES	0.00	0.00	0.00	0.00	0.00	344.54	35.99	0.00	0.00	0.00	0.00	0.00
219-425-744000	OFFICE SUPPLIES	0.00	196.88	0.00	205.04	0.00	0.00	0.00	67.96	65.52	210.53	0.00	0.00
219-425-745000	JANITORIAL SUPPLIES	0.00	46.09	0.00	0.00	386.67	0.00	0.00	0.00	111.55	0.00	0.00	0.00
219-425-746000	GAS AND OIL	0.00	0.00	0.00	0.00	0.00	1,480.46	0.00	0.00	0.00	0.00	0.00	0.00
219-425-748000	BOOKS AND SUBSCRIPTIONS	0.00	0.00	0.00	0.00	0.00	0.00	0.00	6.08	0.00	202.00	0.00	110.00
219-425-749000	CONCESSION SUPPLIES	992.64	2,390.26	1,562.15	1,641.98	3,183.34	3,130.92	2,192.43	2,452.57	937.58	112.50	325.83	36.65
219-425-749001	ALCOHOL	2,047.40	1,618.80	2,142.10	3,712.80	3,717.00	2,568.00	1,834.50	1,578.50	0.00	0.00	375.40	0.00
219-425-750000	MISCELLANEOUS COMMODITIES	567.75	591.95	0.00	131.40	0.00	476.05	223.81	138.64	180.80	0.00	0.00	0.00
219-425-750003	REFUNDS	0.00	0.00	38.00	617.00	4,574.00	120.00	20.00	0.00	27.00	0.00	0.00	16.00
219-425-753000	MERCHANDISE FOR RESALE	1,621.93	3,281.73	2,915.50	1,087.03	1,719.36	765.31	0.00	1,152.66	2,043.94	0.00	1,196.70	0.00
219-425-763000	IMPROVEMENTS	0.00	0.00	0.00	0.00	0.00	663.91	0.00	0.00	0.00	0.00	33.80	0.00
219-425-764000	MACHINERY AND EQUIPMENT	0.00	0.00	0.00	2,437.50	0.00	0.00	0.00	0.00	0.00	0.00	0.00	0.00

Monthly Activity Report

		March 2025	April 2025	May 2025	June 2025	July 2025	August 2025	September 2025	October 2025	November 2025	December 2025	January 2026	February 2026
219-427-701000	FULL-TIME SALARIES	9,750.41	9,745.69	9,820.86	9,849.96	9,906.55	14,773.84	9,983.02	9,796.50	10,945.75	9,769.22	14,923.81	0.00
219-427-702000	PART-TIME SALARIES	3,057.79	3,769.23	6,341.06	6,377.11	6,534.53	8,340.59	3,764.44	3,568.03	3,896.77	2,593.45	4,042.48	0.00
219-427-703000	OVERTIME	112.12	274.63	881.60	323.96	979.77	905.22	767.37	504.35	188.07	6.76	160.69	0.00
219-427-704000	HEALTH INSURANCE	3,018.00	3,018.00	3,018.00	3,018.00	3,018.00	3,018.00	2,027.94	2,027.94	2,027.94	2,027.94	2,027.94	0.00
219-427-705000	LIFE INSURANCE	16.80	16.80	16.80	16.80	16.80	16.80	21.00	21.00	21.00	21.00	21.00	0.00
219-427-707000	UNEMPLOYMENT INSURANCE	35.16	110.17	47.62	46.22	48.78	67.90	41.41	39.48	42.85	35.19	35.39	0.00
219-427-708000	WORK COMP	842.00	0.00	171.07	0.00	0.00	0.00	0.00	0.00	0.00	0.00	983.00	0.00
219-427-709000	K.P.E.R.S.	1,376.15	1,101.89	1,522.23	1,449.62	1,531.48	2,235.15	1,492.51	1,473.64	1,597.89	1,321.12	2,019.67	0.00
219-427-711000	F.I.C.A.	928.80	995.29	1,244.22	1,206.52	1,273.07	1,777.92	1,090.06	1,040.62	1,129.48	952.58	1,442.89	0.00
219-427-712000	SHORT TERM DISABILITY	10.00	10.00	10.00	10.00	10.00	10.00	0.00	0.00	0.00	0.00	0.00	0.00
219-427-713000	ADMINISTRATION FEE	0.00	45.00	15.00	15.00	34.23	0.00	15.00	15.00	0.00	0.00	0.00	0.00
219-427-725000	TRAVEL AND TRAINING	0.00	0.00	0.00	0.00	0.00	0.00	0.00	0.00	40.00	0.00	0.00	0.00
219-427-726000	DUES AND MEMBERSHIPS	267.23	9.15	0.00	0.00	0.00	0.00	0.00	0.00	0.00	0.00	252.50	0.00
219-427-727002	ADVERTISING	0.00	0.00	0.00	0.00	0.00	50.00	0.00	0.00	0.00	0.00	0.00	0.00
219-427-727011	BANK / CREDIT CARD FEES	0.00	0.00	0.00	0.00	4.09	0.00	0.00	0.00	0.00	0.00	0.00	0.00
219-427-727012	CONTRACTUAL SERVICES	0.00	67.41	0.00	19.23	0.00	0.00	0.00	0.00	0.00	0.00	0.00	0.00
219-427-730000	CELL PHONE / IPAD	0.00	0.00	0.00	0.00	0.00	224.73	0.00	80.03	0.00	40.02	0.00	0.00
219-427-741000	BUILDING MAINTENANCE	100.00	0.00	0.00	0.00	0.00	0.00	0.00	0.00	0.00	0.00	0.00	0.00
219-427-742000	EQUIPMENT / VEHICLE MAINTENANCE	608.65	19.79	741.93	728.18	389.95	5,946.55	1,655.50	961.58	570.80	0.00	817.04	338.37
219-427-742001	IRRIGATION SYSTEM MAINTENANCE	0.00	0.00	0.00	0.00	3,641.35	442.53	401.08	48.03	168.85	0.00	0.00	0.00
219-427-743000	OPERATING SUPPLIES	160.99	0.00	49.93	0.00	1,973.48	0.00	0.00	21.99	0.00	354.17	0.00	68.96
219-427-743001	FERTILIZER	0.00	0.00	0.00	0.00	0.00	16,404.00	12,060.00	0.00	500.00	0.00	0.00	0.00
219-427-743002	SAND/GRAVEL	0.00	0.00	0.00	0.00	0.00	0.00	1,963.60	0.00	0.00	0.00	0.00	0.00
219-427-745000	JANITORIAL SUPPLIES	0.00	0.00	28.98	0.00	0.00	0.00	0.00	0.00	0.00	0.00	0.00	0.00
219-427-746000	GAS AND OIL	0.00	60.76	1,175.48	1,190.60	447.49	0.00	432.64	10.00	0.00	0.00	356.00	0.00
219-427-747000	UNIFORMS AND CLOTHING	0.00	0.00	0.00	75.00	0.00	0.00	0.00	0.00	0.00	0.00	0.00	0.00
219-427-748000	BOOKS AND SUBSCRIPTIONS	0.00	0.00	0.00	9.15	187.46	9.15	0.00	6.08	0.00	0.00	0.00	0.00
219-427-749000	CONCESSION SUPPLIES	0.00	0.00	0.00	0.00	0.00	0.00	0.00	0.00	87.93	0.00	0.00	0.00
219-427-750000	MISCELLANEOUS COMMODITIES	3,380.79	654.65	2,532.47	282.44	79.40	0.00	130.32	47.98	30.29	54.07	51.48	76.45
219-427-752000	CHEMICALS	1,166.00	12,022.00	0.00	8,417.00	4,102.50	99.99	0.00	0.00	0.00	5,623.68	0.00	0.00
219-427-763000	IMPROVEMENTS	0.00	0.00	0.00	0.00	0.00	0.00	0.00	202.62	6,053.54	0.00	0.00	0.00
219-427-764000	MACHINERY AND EQUIPMENT	25,000.00	0.00	0.00	0.00	0.00	0.00	0.00	0.00	0.00	0.00	0.00	0.00
	Expense Total:	69,200.89	52,317.04	48,078.07	59,094.86	63,735.46	82,308.28	56,990.01	42,327.88	42,007.64	34,262.19	44,937.28	2,087.80
	Fund 219 Surplus (Deficit):	-37,172.14	-18,246.07	33,954.04	5,956.75	-4,794.45	-27,186.57	119,388.53	-12,264.14	-27,144.24	36,436.79	-40,189.78	5,287.65
Fund: 254 - CDBG: MAYCO ACE													
Revenue													
254-000-699100	TRANSFER FROM GENERAL FUND	0.00	0.00	0.00	0.00	0.00	0.00	82,266.00	0.00	0.00	0.00	0.00	0.00
	Revenue Total:	0.00	0.00	0.00	0.00	0.00	0.00	82,266.00	0.00	0.00	0.00	0.00	0.00
	Fund 254 Total:	0.00	0.00	0.00	0.00	0.00	0.00	82,266.00	0.00	0.00	0.00	0.00	0.00

Monthly Activity Report

		March 2025	April 2025	May 2025	June 2025	July 2025	August 2025	September 2025	October 2025	November 2025	December 2025	January 2026	February 2026
Fund: 256 - CDBG - SANITARY SEWER													
Revenue													
256-000-699712	TRANSFER FROM WASTEWATER UTILITY	0.00	0.00	0.00	0.00	0.00	0.00	1,153,684.40	0.00	0.00	0.00	0.00	0.00
	Revenue Total:	0.00	0.00	0.00	0.00	0.00	0.00	1,153,684.40	0.00	0.00	0.00	0.00	0.00
	Fund 256 Total:	0.00	0.00	0.00	0.00	0.00	0.00	1,153,684.40	0.00	0.00	0.00	0.00	0.00
Fund: 334 - ARPA													
Expense													
334-190-727026	PUBLIC HEALTH	600,000.00	0.00	0.00	0.00	0.00	0.00	0.00	0.00	0.00	0.00	0.00	0.00
	Expense Total:	600,000.00	0.00	0.00	0.00	0.00	0.00	0.00	0.00	0.00	0.00	0.00	0.00
	Fund 334 Total:	600,000.00	0.00	0.00	0.00	0.00	0.00	0.00	0.00	0.00	0.00	0.00	0.00
Fund: 336 - PUBLIC SAFETY TRUST													
Revenue													
336-210-521003	DONATIONS	0.00	0.00	0.00	0.00	0.00	0.00	0.00	0.00	250.00	0.00	0.00	0.00
	Revenue Total:	0.00	0.00	0.00	0.00	0.00	0.00	0.00	0.00	250.00	0.00	0.00	0.00
	Fund 336 Total:	0.00	0.00	0.00	0.00	0.00	0.00	0.00	0.00	250.00	0.00	0.00	0.00
Fund: 337 - Municipalities Fight Addiction (Opioid) Fund													
Revenue													
337-000-438000	GRANTS	0.00	0.00	2,831.92	0.00	0.00	0.00	2,578.42	0.00	0.00	0.00	0.00	0.00
337-000-521000	MISCELLANEOUS REVENUE	0.00	0.00	0.00	0.00	0.00	0.00	0.00	0.00	7,210.91	0.00	0.00	0.00
	Revenue Total:	0.00	0.00	2,831.92	0.00	0.00	0.00	2,578.42	0.00	7,210.91	0.00	0.00	0.00
Expense													
337-200-750000	MISCELLANEOUS COMMODITIES	0.00	0.00	0.00	0.00	0.00	0.00	0.00	0.00	0.00	242.00	0.00	0.00
	Expense Total:	0.00	0.00	0.00	0.00	0.00	0.00	0.00	0.00	0.00	242.00	0.00	0.00
	Fund 337 Surplus (Deficit):	0.00	0.00	2,831.92	0.00	0.00	0.00	2,578.42	0.00	7,210.91	-242.00	0.00	0.00
Fund: 339 - KDOT - CCLIP GI GRANT													
Expense													
339-300-727006	ENGINEERING SERVICES	3,542.37	0.00	0.00	0.00	0.00	0.00	0.00	0.00	0.00	0.00	0.00	0.00
	Expense Total:	3,542.37	0.00	0.00	0.00	0.00	0.00	0.00	0.00	0.00	0.00	0.00	0.00
	Fund 339 Total:	3,542.37	0.00	0.00	0.00	0.00	0.00	0.00	0.00	0.00	0.00	0.00	0.00
Fund: 340 - KDOT - HORTON STREET													
Revenue													
340-000-438007	GRANT - KDOT	0.00	0.00	0.00	0.00	0.00	0.00	0.00	0.00	0.00	1,044,955.79	0.00	0.00
340-000-699100	TRANSFER FROM GENERAL FUND	0.00	0.00	0.00	0.00	0.00	0.00	0.00	0.00	0.00	542,070.23	0.00	0.00
	Revenue Total:	0.00	0.00	0.00	0.00	0.00	0.00	0.00	0.00	0.00	1,587,026.02	0.00	0.00
Expense													
340-300-727006	ENGINEERING SERVICES	0.00	0.00	23,426.88	10,917.04	0.00	0.00	0.00	0.00	0.00	0.00	0.00	0.00

Monthly Activity Report

		March 2025	April 2025	May 2025	June 2025	July 2025	August 2025	September 2025	October 2025	November 2025	December 2025	January 2026	February 2026
340-300-763000	IMPROVEMENTS	0.00	0.00	114,882.66	489,525.55	0.00	0.00	0.00	0.00	0.00	0.00	0.00	0.00
	Expense Total:	0.00	0.00	138,309.54	500,442.59	0.00	0.00	0.00	0.00	0.00	0.00	0.00	0.00
	Fund 340 Surplus (Deficit):	0.00	0.00	-138,309.54	-500,442.59	0.00	0.00	0.00	0.00	0.00	1,587,026.02	0.00	0.00
Fund: 341 - FAA - Runway Reconstruction													
Revenue													
341-000-438008	GRANT - FAA	0.00	0.00	0.00	0.00	0.00	0.00	88,730.00	0.00	0.00	0.00	0.00	0.00
	Revenue Total:	0.00	0.00	0.00	0.00	0.00	0.00	88,730.00	0.00	0.00	0.00	0.00	0.00
Expense													
341-310-727006	ENGINEERING SERVICES	0.00	0.00	0.00	0.00	0.00	0.00	75,330.00	0.00	0.00	0.00	0.00	0.00
	Expense Total:	0.00	0.00	0.00	0.00	0.00	0.00	75,330.00	0.00	0.00	0.00	0.00	0.00
	Fund 341 Surplus (Deficit):	0.00	0.00	0.00	0.00	0.00	0.00	13,400.00	0.00	0.00	0.00	0.00	0.00
Fund: 342 - KDOT: EAST NATIONAL													
Expense													
342-300-727006	ENGINEERING SERVICES	0.00	0.00	0.00	0.00	0.00	0.00	32,275.00	25,125.00	5,175.00	0.00	15,525.00	0.00
	Expense Total:	0.00	0.00	0.00	0.00	0.00	0.00	32,275.00	25,125.00	5,175.00	0.00	15,525.00	0.00
	Fund 342 Total:	0.00	0.00	0.00	0.00	0.00	0.00	32,275.00	25,125.00	5,175.00	0.00	15,525.00	0.00
Fund: 600 - DEBT SERVICE													
Revenue													
600-000-401000	AD VALOREM TAX - CURRENT	0.00	0.00	0.00	0.00	0.00	0.00	-2.18	0.00	0.00	0.00	0.00	0.00
600-000-402000	AD VALOREM TAX - DELINQUENT	157.69	0.00	0.00	867.63	0.00	0.00	324.76	0.00	1,036.09	0.00	0.00	50.55
600-000-405000	HEAVY TRUCK TAX	0.00	0.00	0.00	1.15	0.00	0.00	0.00	0.00	0.00	0.00	0.00	0.00
	Revenue Total:	157.69	0.00	0.00	868.78	0.00	0.00	322.58	0.00	1,036.09	0.00	0.00	50.55
Expense													
600-600-801002	PRINCIPAL - WATER UTILITY	0.00	0.00	0.00	0.00	0.00	0.00	69,285.50	0.00	0.00	-69,285.50	0.00	0.00
600-600-802002	INTEREST - WATER UTILITY	0.00	0.00	0.00	0.00	0.00	0.00	139,534.50	0.00	0.00	-139,534.50	0.00	0.00
600-600-803010	LEASE PURCHSE- GOLF	22,559.99	0.00	0.00	0.00	0.00	0.00	0.00	0.00	0.00	0.00	0.00	0.00
	Expense Total:	22,559.99	0.00	0.00	0.00	0.00	0.00	208,820.00	0.00	0.00	-208,820.00	0.00	0.00
	Fund 600 Surplus (Deficit):	-22,402.30	0.00	0.00	868.78	0.00	0.00	-208,497.42	0.00	1,036.09	208,820.00	0.00	50.55
Fund: 707 - SEWER CAPITAL RESERVE													
Revenue													
707-000-699712	TRANSFER FROM WASTEWATER UTILITY	0.00	0.00	0.00	0.00	0.00	0.00	0.00	0.00	0.00	0.00	1,265,000.00	0.00
	Revenue Total:	0.00	0.00	0.00	0.00	0.00	0.00	0.00	0.00	0.00	0.00	1,265,000.00	0.00
Expense													
707-550-763000	IMPROVEMENTS	0.00	0.00	83,500.00	68,161.51	0.00	3,587.45	0.00	0.00	0.00	-71,748.96	0.00	0.00
	Expense Total:	0.00	0.00	83,500.00	68,161.51	0.00	3,587.45	0.00	0.00	0.00	-71,748.96	0.00	0.00
	Fund 707 Surplus (Deficit):	0.00	0.00	-83,500.00	-68,161.51	0.00	-3,587.45	0.00	0.00	0.00	71,748.96	1,265,000.00	0.00

Monthly Activity Report

		March 2025	April 2025	May 2025	June 2025	July 2025	August 2025	September 2025	October 2025	November 2025	December 2025	January 2026	February 2026
Fund: 708 - WATER CAPITAL RESERVE													
Revenue													
708-000-699711	TRANSFER FROM WATER UTILITY	0.00	0.00	0.00	200,000.00	0.00	0.00	0.00	0.00	0.00	0.00	120,000.00	0.00
	Revenue Total:	0.00	0.00	0.00	200,000.00	0.00	0.00	0.00	0.00	0.00	0.00	120,000.00	0.00
Expense													
708-510-764000	MACHINERY AND EQUIPMENT	0.00	0.00	0.00	0.00	9,995.00	0.00	0.00	0.00	0.00	0.00	0.00	0.00
708-999-999711	TRANSFER TO WATER UTILITY	0.00	-200,000.00	0.00	200,000.00	0.00	0.00	0.00	0.00	0.00	0.00	0.00	0.00
	Expense Total:	0.00	-200,000.00	0.00	200,000.00	9,995.00	0.00	0.00	0.00	0.00	0.00	0.00	0.00
	Fund 708 Surplus (Deficit):	0.00	200,000.00	0.00	0.00	-9,995.00	0.00	0.00	0.00	0.00	0.00	120,000.00	0.00
Fund: 709 - STORMWATER CAPITAL RESERVE													
Revenue													
709-000-699719	TRANSFER FROM STORMWATER UTILITY	0.00	125,000.00	0.00	0.00	0.00	0.00	0.00	0.00	0.00	0.00	25,000.00	0.00
	Revenue Total:	0.00	125,000.00	0.00	0.00	0.00	0.00	0.00	0.00	0.00	0.00	25,000.00	0.00
Expense													
709-560-763000	IMPROVEMENTS	0.00	0.00	0.00	0.00	0.00	0.00	0.00	0.00	0.00	0.00	0.00	311.15
	Expense Total:	0.00	0.00	0.00	0.00	0.00	0.00	0.00	0.00	0.00	0.00	0.00	311.15
	Fund 709 Surplus (Deficit):	0.00	125,000.00	0.00	0.00	0.00	0.00	0.00	0.00	0.00	0.00	25,000.00	-311.15
Fund: 711 - WATER UTILITY													
Revenue													
711-000-438015	GRANTS - CFAP	0.00	0.00	0.00	0.00	0.00	0.00	0.00	0.00	0.00	0.00	21,624.16	0.00
711-000-461001	WATER CHARGES	292,529.90	272,744.54	293,416.08	265,743.56	304,695.18	364,099.65	290,886.47	302,763.92	269,945.83	288,290.22	256,666.82	-689.42
711-000-461002	WATER CRANE	24.96	24.02	28.73	144.60	34.37	59.76	16.49	71.04	238.41	13.16	33.00	13.17
711-000-461003	PENALTIES	3,807.33	4,233.19	3,399.07	3,019.48	3,080.85	4,470.45	3,165.07	3,104.63	3,242.47	2,826.02	3,724.68	55.12
711-000-461004	TURN ON / OFF CHARGE	1,300.00	1,100.00	1,400.00	2,900.00	2,200.00	1,700.00	1,600.00	1,350.00	2,550.00	1,300.00	2,600.00	1,959.11
711-000-468001	CAMPING FEES	0.00	25.00	0.00	0.00	0.00	0.00	0.00	0.00	0.00	0.00	0.00	0.00
711-000-503000	BOATING LICENSES	50.00	140.00	565.00	881.00	525.00	100.00	0.00	25.00	0.00	0.00	0.00	0.00
711-000-520000	LAKE FRONT FOOTAGE CHARGES	0.00	225.00	0.00	87.50	0.00	125.00	0.00	0.00	0.00	12.50	19,787.50	0.00
711-000-521000	MISCELLANEOUS REVENUE	2,000.00	245.92	1,673.55	483.18	0.00	130.00	0.00	784.81	0.00	472.00	312.07	367.85
711-000-521001	CASH LONG/SHORT	0.00	0.00	-0.12	0.00	0.00	0.00	0.00	0.00	0.00	0.00	0.00	0.00
711-000-521012	REIMBURSED EXPENSE	0.00	0.00	0.00	0.00	0.00	0.00	1,970.64	0.00	0.00	4,820.50	0.00	0.00
	Revenue Total:	299,712.19	278,737.67	300,482.31	273,259.32	310,535.40	370,684.86	297,638.67	308,099.40	275,976.71	297,734.40	304,748.23	1,705.83
Expense													
711-500-701000	FULL-TIME SALARIES	22,096.89	22,187.32	22,352.51	23,026.88	23,160.60	31,739.10	21,705.63	22,041.78	24,540.92	23,894.47	37,562.22	0.00
711-500-702000	PART-TIME SALARIES	0.00	0.00	0.00	0.00	0.00	0.00	0.00	0.00	347.43	0.00	0.00	0.00
711-500-703000	OVERTIME	996.02	755.98	487.43	532.74	1,069.00	2,835.33	1,675.03	987.48	1,681.84	740.66	1,025.77	0.00
711-500-704000	HEALTH INSURANCE	4,640.89	4,651.61	4,642.40	4,627.33	4,649.30	4,235.48	4,300.83	4,292.23	4,389.49	4,477.76	4,486.26	0.00
711-500-705000	LIFE INSURANCE	27.63	27.63	27.63	27.56	27.62	26.32	26.32	26.31	26.84	27.35	27.37	0.00
711-500-706000	AFLAC	20.00	20.00	20.00	20.00	20.00	20.00	0.00	0.00	0.00	0.00	0.00	0.00
711-500-707000	UNEMPLOYMENT INSURANCE	63.37	191.87	62.49	64.66	66.57	97.57	64.96	63.94	73.99	68.09	70.17	0.00
711-500-708000	WORK COMP	3,932.00	0.00	803.99	0.00	0.00	0.00	0.00	0.00	0.00	0.00	5,137.00	0.00

Monthly Activity Report

		March 2025	April 2025	May 2025	June 2025	July 2025	August 2025	September 2025	October 2025	November 2025	December 2025	January 2026	February 2026
711-500-709000	K.P.E.R.S.	2,478.62	2,462.60	2,446.18	2,523.25	2,595.01	3,702.93	2,504.07	2,466.43	2,845.72	2,638.45	4,086.53	0.00
711-500-711000	F.I.C.A.	1,670.25	1,658.84	1,647.15	1,703.48	1,753.55	2,566.81	1,710.17	1,683.30	1,947.42	1,929.90	2,860.02	0.00
711-500-713000	ADMINISTRATION FEE	0.00	75.00	25.00	25.00	44.23	0.00	25.00	25.00	0.00	0.00	0.00	0.00
711-500-723001	UTILITY - GAS	1,146.59	657.01	387.37	874.32	59.27	56.45	55.86	121.08	0.00	81.43	669.13	638.86
711-500-723002	UTILITY - ELECTRIC	32,646.00	13,925.21	11,015.78	12,597.18	13,043.59	0.00	30,657.70	14,678.53	0.00	27,255.16	25,297.68	0.00
711-500-725000	TRAVEL AND TRAINING	0.00	2,551.32	0.00	0.00	0.00	0.00	273.00	0.00	140.00	0.00	53.21	0.00
711-500-726000	DUES AND MEMBERSHIPS	17.23	9.15	0.00	0.00	0.00	0.00	0.00	0.00	0.00	0.00	0.00	0.00
711-500-727004	MAINTENANCE AGREEMENT	0.00	0.00	0.00	85.00	0.00	0.00	0.00	0.00	0.00	448.05	0.00	0.00
711-500-727005	TRASH / RECYCLING	171.00	57.00	0.00	57.00	57.00	57.00	57.00	57.00	57.00	57.00	57.00	57.00
711-500-727006	ENGINEERING SERVICES	900.22	900.22	900.22	990.22	990.22	918.22	918.20	918.20	918.20	918.00	918.00	0.00
711-500-727012	CONTRACTUAL SERVICES	750.00	1,351.41	7,412.46	19.23	3,038.00	0.00	0.00	2,681.41	0.00	292.25	3,424.80	0.00
711-500-727016	LICENSE / PERMIT	0.00	0.00	0.00	0.00	0.00	0.00	367.50	0.00	0.00	0.00	0.00	0.00
711-500-727025	LAB TESTING	0.00	380.00	190.00	0.00	380.00	190.00	0.00	190.00	380.00	0.00	208.00	0.00
711-500-730000	CELL PHONE / IPAD	220.55	50.00	0.00	0.00	0.00	670.37	0.00	240.41	0.00	118.57	355.71	0.00
711-500-741000	BUILDING MAINTENANCE	44.36	0.00	84.34	107.01	0.00	0.00	0.00	743.27	248.76	0.00	303.35	44.93
711-500-742000	EQUIPMENT / VEHICLE MAINTENANCE	776.77	0.00	94.04	303.98	0.00	2,829.13	305.44	1,856.33	8,853.28	348.94	9,670.77	48.35
711-500-743000	OPERATING SUPPLIES	0.00	0.00	0.00	0.00	0.00	0.00	0.00	0.00	91.20	13.80	0.00	0.00
711-500-744000	OFFICE SUPPLIES	20.82	0.00	0.00	21.55	0.00	0.00	0.00	359.43	12.99	0.00	88.76	0.00
711-500-745000	JANITORIAL SUPPLIES	0.00	0.00	0.00	0.00	0.00	219.84	0.00	0.00	0.00	0.00	0.00	0.00
711-500-746000	GAS AND OIL	175.61	94.11	80.82	144.45	471.40	177.21	553.98	1,585.56	624.54	0.00	793.36	0.00
711-500-747000	UNIFORMS AND CLOTHING	233.12	0.00	0.00	0.00	0.00	0.00	0.00	0.00	300.00	0.00	0.00	0.00
711-500-748000	BOOKS AND SUBSCRIPTIONS	0.00	0.00	0.00	9.15	187.48	9.15	0.00	0.00	0.00	0.00	0.00	0.00
711-500-750000	MISCELLANEOUS COMMODITIES	163.07	44.98	201.23	248.80	0.00	79.69	237.69	358.26	138.94	29.98	0.00	0.00
711-500-752000	CHEMICALS	9,712.51	21,640.86	37,519.94	31,681.90	15,472.31	45,889.82	14,419.93	14,193.15	26,343.48	49,483.06	8,269.37	11,956.14
711-500-752100	LAB CHEMICALS	111.98	111.23	399.50	0.00	0.00	367.44	1,604.01	0.00	0.00	0.00	759.64	0.00
711-500-764000	MACHINERY AND EQUIPMENT	667.07	509.33	694.81	132.95	0.00	85.49	29.47	277.97	0.00	0.00	13,888.46	0.00
711-510-701000	FULL-TIME SALARIES	21,295.09	21,656.19	21,558.44	21,327.57	22,101.35	31,923.12	21,278.49	21,438.90	23,196.01	21,297.69	32,779.38	0.00
711-510-702000	PART-TIME SALARIES	0.00	0.00	0.00	0.00	0.00	0.00	0.00	0.00	347.43	0.00	0.00	0.00
711-510-703000	OVERTIME	1,111.23	1,263.68	774.95	868.15	1,281.93	1,960.26	725.86	507.01	1,426.34	538.20	1,412.71	0.00
711-510-704000	HEALTH INSURANCE	4,783.78	4,833.98	4,816.01	4,820.32	4,912.83	4,624.84	4,356.20	4,359.27	4,357.26	4,347.66	4,351.85	0.00
711-510-705000	LIFE INSURANCE	27.15	27.31	27.31	27.33	44.58	26.28	26.27	26.29	26.23	26.21	26.21	0.00
711-510-707000	UNEMPLOYMENT INSURANCE	60.03	160.82	59.93	59.40	62.80	94.01	59.63	59.42	68.23	59.08	61.33	0.00
711-510-708000	WORK COMP	3,442.00	0.00	703.50	0.00	0.00	0.00	0.00	0.00	0.00	0.00	4,404.00	0.00
711-510-709000	K.P.E.R.S.	2,399.81	2,454.79	2,391.95	2,377.19	2,504.19	3,628.01	2,536.06	2,350.52	2,674.38	2,338.74	3,621.12	0.00
711-510-711000	F.I.C.A.	1,583.49	1,620.64	1,580.70	1,566.48	1,656.39	2,474.10	1,571.23	1,566.74	1,797.08	1,618.32	2,502.68	0.00
711-510-713000	ADMINISTRATION FEE	0.00	60.00	20.00	20.00	39.23	0.00	20.00	20.00	0.00	0.00	0.00	0.00
711-510-721000	POSTAGE AND SHIPPING	1,460.00	0.00	0.00	0.00	0.00	0.00	0.00	0.00	0.00	0.00	0.00	0.00
711-510-723001	UTILITY - GAS	1,635.72	539.31	0.00	124.32	0.00	75.46	35.37	43.52	57.92	0.00	410.20	0.00
711-510-723002	UTILITY - ELECTRIC	1,167.31	574.13	493.95	517.17	594.89	0.00	1,371.06	1,144.97	0.00	542.68	651.95	0.00
711-510-725000	TRAVEL AND TRAINING	0.00	0.00	0.00	0.00	45.21	0.00	0.00	0.00	0.00	0.00	0.00	39.56
711-510-726000	DUES AND MEMBERSHIPS	17.23	9.15	0.00	0.00	0.00	0.00	0.00	0.00	8,640.04	0.00	8,496.04	0.00
711-510-727004	MAINTENANCE AGREEMENT	0.00	1,980.00	150.00	0.00	0.00	0.00	0.00	0.00	0.00	0.00	0.00	0.00

Monthly Activity Report

	March 2025	April 2025	May 2025	June 2025	July 2025	August 2025	September 2025	October 2025	November 2025	December 2025	January 2026	February 2026
711-510-727005	TRASH / RECYCLING	130.50	43.50	0.00	43.50	43.50	43.50	43.50	43.50	43.50	43.50	43.50
711-510-727006	ENGINEERING SERVICES	900.22	900.22	900.22	990.22	990.22	918.22	918.20	918.20	918.00	918.00	0.00
711-510-727012	CONTRACTUAL SERVICES	472.38	1,956.41	70.49	821.59	2,938.31	14.00	4,233.61	87.65	184.00	200.00	6,380.28
711-510-727016	LICENSE / PERMIT	139.54	137.65	77.80	91.10	103.07	81.79	0.00	67.16	58.52	72.48	0.00
711-510-730000	CELL PHONE / IPAD	170.55	0.00	465.24	0.00	280.21	280.21	0.00	700.37	560.30	0.00	0.00
711-510-741000	BUILDING MAINTENANCE	89.97	0.00	0.00	0.00	137.24	0.00	0.00	0.00	0.00	0.00	0.00
711-510-742000	EQUIPMENT / VEHICLE MAINTENANCE	281.88	35.18	2,047.04	281.89	1,950.25	862.01	135.10	501.78	1,295.57	0.00	311.33
711-510-743000	OPERATING SUPPLIES	4,751.26	12,713.68	22,931.05	8,219.48	10,580.23	3,713.83	7,736.17	11,808.85	2,213.98	9,830.64	7,078.49
711-510-744000	OFFICE SUPPLIES	53.43	35.76	0.00	0.00	102.92	0.00	0.00	65.28	81.38	0.00	42.49
711-510-745000	JANITORIAL SUPPLIES	0.00	0.00	0.00	0.00	0.00	0.00	0.00	90.96	0.00	0.00	0.00
711-510-746000	GAS AND OIL	244.73	1,996.19	523.48	558.07	1,362.68	256.18	1,529.44	463.30	836.69	100.00	1,583.85
711-510-747000	UNIFORMS AND CLOTHING	254.62	0.00	0.00	43.97	0.00	0.00	0.00	115.99	25.47	0.00	42.69
711-510-748000	BOOKS AND SUBSCRIPTIONS	0.00	0.00	0.00	9.15	187.48	9.15	0.00	12.16	0.00	0.00	0.00
711-510-750000	MISCELLANEOUS COMMODITIES	68.97	239.97	484.42	163.18	61.45	521.12	0.00	649.75	350.49	111.91	1,117.57
711-510-763000	IMPROVEMENTS	0.00	0.00	0.00	0.00	0.00	0.00	0.00	0.00	1,310.00	0.00	0.00
711-510-764000	MACHINERY AND EQUIPMENT	119,980.00	0.00	0.00	18,470.00	0.00	599.98	3,002.03	9,745.24	29.10	0.00	1,524.64
711-520-701000	FULL-TIME SALARIES	13,139.52	13,163.20	13,129.82	13,216.03	13,175.96	19,736.18	13,269.00	13,241.17	14,619.20	13,389.41	20,365.05
711-520-702000	PART-TIME SALARIES	488.53	520.05	526.35	487.48	511.65	724.92	510.58	515.85	573.54	496.91	737.48
711-520-703000	OVERTIME	113.36	84.03	113.87	273.67	54.19	176.86	34.17	114.76	163.53	14.66	22.64
711-520-704000	HEALTH INSURANCE	2,204.70	2,204.69	2,205.73	2,223.09	2,220.31	2,222.39	2,098.94	2,231.68	2,244.35	2,241.17	2,229.62
711-520-705000	LIFE INSURANCE	6.96	6.96	7.00	7.03	6.97	6.96	11.16	11.16	11.18	11.15	11.21
711-520-707000	UNEMPLOYMENT INSURANCE	39.17	52.25	39.24	39.81	39.14	59.27	38.68	39.24	43.51	39.23	38.86
711-520-708000	WORK COMP	20.00	0.00	2.77	0.00	0.00	0.00	0.00	0.00	0.00	0.00	26.00
711-520-709000	K.P.E.R.S.	1,419.36	1,418.78	1,418.40	1,444.73	1,416.94	2,126.74	1,424.78	1,434.91	1,620.10	1,488.84	2,237.22
711-520-711000	F.I.C.A.	1,026.49	1,028.48	1,028.69	1,044.49	1,026.55	1,554.14	1,015.12	1,029.68	1,142.67	1,066.41	1,584.60
711-520-713000	ADMINISTRATION FEE	0.00	15.00	5.00	5.00	5.00	0.00	5.00	0.00	0.00	0.00	0.00
711-520-715000	DEFERRED COMPENSATION	0.00	0.00	0.00	0.00	0.00	0.00	0.00	0.00	2,640.00	0.00	0.00
711-520-721000	POSTAGE AND SHIPPING	3,008.33	0.00	2,833.33	14.46	333.33	0.00	2,500.00	0.00	1,500.00	2,500.00	0.00
711-520-722000	INSURANCE	0.00	0.00	125,851.33	0.00	0.00	0.00	0.00	0.00	0.00	0.00	0.00
711-520-723001	UTILITY - GAS	85.17	521.04	217.99	249.51	9.44	14.81	14.19	30.74	0.00	17.65	204.67
711-520-723002	UTILITY - ELECTRIC	2,103.20	819.50	682.39	802.07	1,203.26	0.00	2,876.70	2,037.25	0.00	771.21	904.31
711-520-723004	UTILITY - TELEPHONE	1,711.38	859.31	0.00	2,577.75	0.00	856.51	0.00	1,727.78	0.00	867.52	865.03
711-520-726000	DUES AND MEMBERSHIPS	250.00	77.66	0.00	0.00	0.00	0.00	0.00	0.00	0.00	1,191.33	1,192.00
711-520-727002	ADVERTISING	23.33	0.00	0.00	0.00	0.00	0.00	28.33	0.00	0.00	0.00	0.00
711-520-727004	MAINTENANCE AGREEMENT	0.00	0.00	326.79	0.00	0.00	0.00	0.00	0.00	0.00	0.00	0.00
711-520-727005	TRASH / RECYCLING	66.99	24.53	0.00	22.33	30.13	22.33	28.93	29.93	22.33	22.33	22.33
711-520-727009	CLEAN DRINKING WATER FEE	0.00	1,415.28	0.00	0.00	0.00	1,888.44	0.00	0.00	0.00	0.00	0.00
711-520-727011	BANK / CREDIT CARD FEES	2,928.53	3,228.84	2,890.30	3,133.25	3,123.30	3,167.60	3,285.81	3,774.19	3,249.46	3,705.44	3,431.03
711-520-727012	CONTRACTUAL SERVICES	5,583.58	1,135.77	563.47	9,886.55	627.64	4,303.81	400.16	1,873.30	959.99	1,097.33	6,939.65
711-520-727013	AUDITING AND ACCOUNTING	8,257.51	0.00	0.00	0.00	0.00	0.00	0.00	0.00	0.00	0.00	6,732.66
711-520-727018	SOFTWARE MAINTENANCE	18,122.75	0.00	0.00	0.00	0.00	0.00	0.00	0.00	0.00	0.00	0.00
711-520-727023	WEB SITE	0.00	0.00	0.00	0.00	0.00	399.08	2,536.93	0.00	0.00	0.00	0.00

Monthly Activity Report

		March 2025	April 2025	May 2025	June 2025	July 2025	August 2025	September 2025	October 2025	November 2025	December 2025	January 2026	February 2026
711-520-741000	BUILDING MAINTENANCE	0.00	0.00	0.00	2.18	0.00	5.48	0.00	0.00	0.00	0.00	0.00	0.00
711-520-743000	OPERATING SUPPLIES	0.00	405.43	0.00	0.00	0.00	0.00	0.00	0.00	369.75	0.00	0.00	0.00
711-520-744000	OFFICE SUPPLIES	130.66	163.80	496.11	17.62	147.22	154.82	40.92	289.66	0.00	8.62	0.00	0.00
711-520-745000	JANITORIAL SUPPLIES	189.99	126.66	152.18	116.53	216.12	102.63	133.06	177.44	116.53	183.06	116.53	16.53
711-520-748000	BOOKS AND SUBSCRIPTIONS	77.66	0.00	0.00	153.46	87.98	5.00	0.00	0.00	0.00	0.00	0.00	0.00
711-520-750000	MISCELLANEOUS COMMODITIES	27.18	0.00	33.11	19.66	0.00	16.99	0.00	0.00	28.44	0.00	0.00	0.00
711-520-750004	FIRST AID	0.00	0.00	0.00	11.75	0.00	0.00	0.00	0.00	0.00	0.00	0.00	0.00
711-520-764000	MACHINERY AND EQUIPMENT	0.00	0.00	0.00	1,825.48	0.00	0.00	0.00	0.00	106.10	0.00	194.40	0.00
711-530-701000	FULL-TIME SALARIES	2,606.35	2,606.34	2,606.35	2,606.35	2,606.35	3,909.52	2,606.35	2,736.67	2,606.35	2,606.35	3,987.72	0.00
711-530-702000	PART-TIME SALARIES	1,732.29	2,099.74	2,099.74	2,152.23	2,152.23	3,149.61	2,047.25	2,152.23	2,155.35	1,154.86	1,871.93	0.00
711-530-703000	OVERTIME	555.89	293.22	354.31	439.82	439.82	488.70	684.17	439.82	433.72	439.82	845.44	0.00
711-530-704000	HEALTH INSURANCE	663.00	663.00	663.00	663.00	663.00	663.00	688.26	688.26	688.26	688.26	688.26	0.00
711-530-705000	LIFE INSURANCE	4.20	4.20	4.20	4.20	4.20	4.20	4.20	4.20	4.20	4.20	4.20	0.00
711-530-707000	UNEMPLOYMENT INSURANCE	14.21	41.46	14.70	15.10	15.10	21.95	15.53	15.50	15.12	12.23	12.60	0.00
711-530-708000	WORK COMP	839.00	0.00	170.53	0.00	0.00	0.00	0.00	0.00	0.00	0.00	1,226.00	0.00
711-530-709000	K.P.E.R.S.	524.20	535.43	541.97	556.75	556.74	808.38	571.68	570.69	556.43	449.94	710.07	0.00
711-530-711000	F.I.C.A.	373.27	381.28	385.96	396.52	396.52	576.24	407.80	407.11	396.91	345.39	512.40	0.00
711-530-713000	ADMINISTRATION FEE	0.00	0.00	0.00	0.00	19.23	0.00	0.00	0.00	0.00	0.00	0.00	0.00
711-530-723002	UTILITY - ELECTRIC	408.43	343.47	342.75	156.33	358.31	626.17	312.41	1,199.27	0.00	265.70	174.36	0.00
711-530-725000	TRAVEL AND TRAINING	0.00	0.00	0.00	0.00	0.00	0.00	0.00	0.00	190.19	0.00	0.00	0.00
711-530-727005	TRASH / RECYCLING	246.00	82.00	0.00	82.00	82.00	82.00	82.00	82.00	82.00	82.00	82.00	82.00
711-530-727012	CONTRACTUAL SERVICES	1,907.23	2,121.56	2,430.00	28.38	187.48	2,439.15	3,470.00	2,400.00	2,700.00	2,700.00	2,400.00	0.00
711-530-742000	EQUIPMENT / VEHICLE MAINTENANCE	39.62	473.75	32.00	128.02	446.09	19.03	286.56	390.91	382.40	0.00	0.00	0.00
711-530-743000	OPERATING SUPPLIES	231.03	10.98	81.96	0.00	324.35	959.60	1,191.71	871.85	250.28	403.97	41.99	0.00
711-530-746000	GAS AND OIL	0.00	30.38	0.00	0.00	223.75	0.00	216.31	0.00	0.00	0.00	178.00	0.00
711-530-747000	UNIFORMS AND CLOTHING	0.00	0.00	0.00	0.00	32.99	0.00	0.00	0.00	32.99	0.00	43.88	0.00
711-530-750000	MISCELLANEOUS COMMODITIES	716.83	0.00	202.85	0.00	59.54	20.72	5.99	0.00	87.98	76.97	0.00	0.00
711-530-750006	CFAP	2,187.50	439.38	0.00	3,125.00	0.00	0.00	7,983.57	0.00	0.00	0.00	0.00	0.00
711-530-764000	MACHINERY AND EQUIPMENT	0.00	0.00	0.00	6,412.50	0.00	0.00	0.00	0.00	0.00	0.00	0.00	0.00
711-600-801002	PRINCIPAL - WATER UTILITY	0.00	0.00	0.00	0.00	69,159.00	445,000.00	0.00	0.00	0.00	69,285.50	0.00	0.00
711-600-802002	INTEREST - WATER UTILITY	0.00	0.00	0.00	0.00	139,661.00	5,562.50	0.00	0.00	0.00	139,534.50	0.00	0.00
711-600-803016	LEASE PURCHASE - 1/3 DUMP TRUCKS	0.00	1,333.20	0.00	0.00	0.00	0.00	0.00	0.00	0.00	0.00	0.00	0.00
711-999-999708	TRANSFER TO WATER CAPITAL RESERVES	0.00	200,000.00	0.00	0.00	0.00	0.00	0.00	0.00	0.00	0.00	120,000.00	0.00
	Expense Total:	324,276.86	366,281.89	314,025.96	195,563.85	360,688.94	650,755.15	181,896.26	167,156.15	160,503.02	405,979.99	378,407.03	18,900.94
	Fund 711 Surplus (Deficit):	-24,564.67	-87,544.22	-13,543.65	77,695.47	-50,153.54	-280,070.29	115,742.41	140,943.25	115,473.69	-108,245.59	-73,658.80	-17,195.11

Fund: 712 - WASTEWATER UTILITY

Revenue													
712-000-462000	WASTEWATER INFRASTRUCTURE FEE	1,000.00	960.00	1,030.00	1,020.00	950.00	970.00	1,050.00	1,000.00	1,060.00	1,070.00	660.00	0.00
712-000-462001	WASTEWATER CHARGES	104,825.32	102,971.46	105,101.61	102,535.09	104,468.07	114,175.88	99,125.12	106,746.43	101,206.57	101,005.97	97,103.83	0.00
712-000-462002	ADM CHARGES	530,380.00	838,494.00	21,322.00	64,128.00	475,818.00	243,300.00	175,577.00	95,349.04	101,080.42	106,983.16	90,804.94	94,767.64
712-000-462003	ADM PROCESSING OF WASTEWATER	63,092.41	89,544.00	5,772.69	22,752.66	13,367.62	19,936.77	26,753.09	6,434.61	5,342.82	0.00	5,794.53	5,794.53

Monthly Activity Report

		March 2025	April 2025	May 2025	June 2025	July 2025	August 2025	September 2025	October 2025	November 2025	December 2025	January 2026	February 2026
712-000-462004	WASTE WATER DUMP CHG	475.00	550.00	950.00	800.00	850.00	900.00	700.00	650.00	950.00	525.00	625.00	550.00
712-000-462005	LATE PAYMENT CHARGES	1,918.02	2,071.13	1,989.60	1,603.12	1,763.64	2,298.46	1,591.69	1,795.27	1,773.64	1,763.51	2,003.55	-3.15
712-000-462006	ADM TESTING	3,874.80	5,812.20	968.70	968.70	1,937.40	1,937.40	1,937.40	1,075.00	1,793.00	1,436.00	1,793.00	1,793.00
712-000-521000	MISCELLANEOUS REVENUE	0.00	14,304.00	0.00	0.00	0.00	0.00	0.00	243.60	0.00	0.00	0.00	0.00
712-000-521012	REIMBURSED EXPENSE	1,520.76	1,480.22	1,480.22	1,480.22	1,480.22	1,480.22	1,361.30	1,336.86	1,336.86	1,336.86	1,336.86	0.00
712-000-521027	INTEREST INCOME	139,960.27	0.00	0.00	0.00	0.00	0.00	0.00	0.00	0.00	0.00	0.00	0.00
	Revenue Total:	847,046.58	1,056,187.01	138,614.82	195,287.79	600,634.95	384,998.73	308,095.60	214,630.81	214,543.31	214,120.50	200,121.71	102,902.02
Expense													
712-540-701000	FULL-TIME SALARIES	18,590.78	18,498.81	18,520.11	18,545.76	18,553.21	31,230.82	17,099.39	16,978.04	17,694.12	15,846.39	24,375.75	0.00
712-540-703000	OVERTIME	601.59	364.07	534.35	544.28	549.34	633.22	400.42	344.22	417.32	476.13	777.13	0.00
712-540-704000	HEALTH INSURANCE	3,263.24	3,248.59	3,239.81	3,272.84	3,260.22	4,103.45	2,979.39	2,986.92	2,894.42	2,801.66	2,801.89	0.00
712-540-705000	LIFE INSURANCE	15.10	14.99	14.95	15.03	14.92	18.34	15.62	15.63	15.10	14.59	14.54	0.00
712-540-707000	UNEMPLOYMENT INSURANCE	53.22	125.18	52.90	52.95	53.06	88.29	46.85	46.34	48.88	43.98	45.03	0.00
712-540-708000	WORK COMP	2,096.00	0.00	427.86	0.00	0.00	0.00	0.00	0.00	0.00	0.00	2,501.00	0.00
712-540-709000	K.P.E.R.S.	1,933.43	1,894.45	1,914.96	1,925.10	1,924.33	3,223.70	1,764.78	1,761.04	1,851.82	1,638.14	2,490.92	0.00
712-540-711000	F.I.C.A.	1,397.11	1,373.26	1,387.89	1,389.34	1,391.49	2,317.00	1,232.79	1,219.74	1,286.87	1,249.67	1,832.30	0.00
712-540-713000	ADMINISTRATION FEE	0.00	30.00	10.00	10.00	29.23	0.00	10.00	10.00	0.00	0.00	0.00	0.00
712-540-715000	DEFERRED COMPENSATION	0.00	0.00	0.00	0.00	0.00	0.00	0.00	0.00	0.00	142.07	0.00	0.00
712-540-722000	INSURANCE	0.00	3,354.00	0.00	0.00	0.00	0.00	0.00	0.00	0.00	0.00	0.00	0.00
712-540-723001	UTILITY - GAS	2,060.48	1,612.84	0.00	1,212.64	101.22	95.47	94.85	196.48	0.00	673.69	1,900.51	1,122.61
712-540-723002	UTILITY - ELECTRIC	42,032.10	22,252.99	14,714.17	19,280.07	22,242.17	626.34	39,700.28	29,622.34	0.00	19,059.76	17,262.63	0.00
712-540-724000	LEGAL PUBLICATIONS	348.50	331.50	0.00	0.00	0.00	0.00	249.75	522.63	0.00	0.00	0.00	0.00
712-540-725000	TRAVEL AND TRAINING	0.00	0.00	0.00	0.00	0.00	0.00	26.31	0.00	140.00	0.00	96.11	0.00
712-540-726000	DUES AND MEMBERSHIPS	17.23	9.15	0.00	0.00	0.00	0.00	20.00	122.00	40.00	0.00	0.00	0.00
712-540-727004	MAINTENANCE AGREEMENT	0.00	0.00	0.00	55.00	0.00	0.00	0.00	0.00	0.00	0.00	0.00	0.00
712-540-727005	TRASH / RECYCLING	171.00	57.00	0.00	57.00	57.00	57.00	57.00	57.00	57.00	57.00	57.00	57.00
712-540-727006	ENGINEERING SERVICES	900.22	900.22	900.22	990.22	990.22	918.22	31,118.20	918.20	918.20	918.00	918.00	0.00
712-540-727012	CONTRACTUAL SERVICES	140.91	224.29	2,048.88	299.23	3,615.00	0.00	0.00	246.78	0.00	355.00	2,520.70	0.00
712-540-727016	LICENSE / PERMIT	0.00	0.00	0.00	0.00	0.00	0.00	367.50	0.00	570.88	0.00	0.00	0.00
712-540-727025	LAB TESTING	2,695.10	5,720.00	4,739.00	4,758.50	9,943.00	3,096.00	317.00	6,565.00	2,043.00	4,543.00	1,977.00	2,070.00
712-540-730000	CELL PHONE / IPAD	68.22	0.00	0.00	0.00	0.00	430.65	0.00	80.02	0.00	40.01	120.03	0.00
712-540-741000	BUILDING MAINTENANCE	169.96	0.00	0.00	0.00	315.82	0.00	0.00	0.00	324.08	0.00	0.00	0.00
712-540-742000	EQUIPMENT / VEHICLE MAINTENANCE	2,118.10	201.08	63,589.88	841.00	21,638.44	1,187.55	4,761.44	86,879.13	69.04	0.00	0.00	0.00
712-540-743000	OPERATING SUPPLIES	1,466.88	426.27	1,987.65	123.51	109.99	28.28	134.10	10.99	29.99	39.95	83.48	16.51
712-540-744000	OFFICE SUPPLIES	79.00	0.00	22.88	0.00	0.00	0.00	243.27	242.66	0.00	0.00	46.32	0.00
712-540-745000	JANITORIAL SUPPLIES	179.54	177.54	0.00	0.00	7.49	0.00	176.37	0.00	170.49	0.00	0.00	0.00
712-540-746000	GAS AND OIL	0.00	60.76	0.00	598.00	1,581.34	750.24	432.64	1,106.68	0.00	0.00	1,188.02	0.00
712-540-748000	BOOKS AND SUBSCRIPTIONS	0.00	0.00	0.00	9.15	187.48	9.20	0.00	0.00	0.00	0.00	0.00	0.00
712-540-750000	MISCELLANEOUS COMMODITIES	199.99	89.89	38.75	353.64	104.14	43.88	0.00	0.00	10.64	0.00	0.00	11.98
712-540-752000	CHEMICALS	0.00	0.00	0.00	0.00	0.00	109.99	0.00	0.00	0.00	0.00	0.00	0.00
712-540-752100	LAB CHEMICALS	0.00	0.00	0.00	607.38	0.00	257.17	40.33	0.00	157.44	0.00	569.09	0.00
712-540-763005	WASTEWATER SLUDGE PROJECT	0.00	0.00	240,000.00	0.00	420,000.00	140,000.00	70,000.00	70,000.00	70,000.00	70,000.00	70,000.00	0.00

Monthly Activity Report

	March 2025	April 2025	May 2025	June 2025	July 2025	August 2025	September 2025	October 2025	November 2025	December 2025	January 2026	February 2026	
712-540-764000	MACHINERY AND EQUIPMENT	684.68	189.99	155.97	0.00	32,995.00	27,375.00	0.00	2,934.13	462.00	0.00	61,529.00	0.00
712-550-701000	FULL-TIME SALARIES	14,418.24	13,629.78	12,214.15	12,105.75	12,206.83	14,756.12	8,748.35	8,517.45	9,484.79	8,577.25	12,627.98	0.00
712-550-702000	PART-TIME SALARIES	0.00	1,280.00	2,468.00	2,508.00	2,532.00	3,744.00	2,652.00	2,588.00	2,883.30	2,089.60	3,701.96	0.00
712-550-703000	OVERTIME	510.10	847.73	1,030.51	1,438.50	1,306.38	2,205.39	1,551.88	1,519.01	951.40	1,471.13	1,398.57	0.00
712-550-704000	HEALTH INSURANCE	2,683.18	2,672.86	2,672.84	2,672.76	2,765.28	1,814.41	3,040.33	2,473.20	2,466.69	2,461.56	2,461.40	0.00
712-550-705000	LIFE INSURANCE	14.65	14.60	18.76	18.75	19.31	13.60	13.60	13.56	13.54	13.51	13.45	0.00
712-550-707000	UNEMPLOYMENT INSURANCE	40.55	90.00	42.88	43.82	43.79	58.09	35.50	34.54	36.47	32.93	31.64	0.00
712-550-708000	WORK COMP	1,260.00	0.00	256.71	0.00	0.00	0.00	0.00	0.00	0.00	0.00	2,501.00	0.00
712-550-709000	K.P.E.R.S.	1,598.65	1,687.52	1,682.70	1,719.06	1,717.97	2,148.11	1,387.06	1,351.93	1,426.31	1,299.79	1,865.74	0.00
712-550-711000	F.I.C.A.	1,070.23	1,134.41	1,130.96	1,156.89	1,156.01	1,527.54	937.16	912.06	962.92	896.17	1,297.83	0.00
712-550-713000	ADMINISTRATION FEE	0.00	30.00	10.00	10.00	29.24	0.00	10.00	10.00	0.00	0.00	0.00	0.00
712-550-723004	UTILITY - TELEPHONE	0.00	480.12	0.00	0.00	0.00	0.00	0.00	0.00	0.00	0.00	0.00	0.00
712-550-725000	TRAVEL AND TRAINING	0.00	0.00	0.00	0.00	0.00	57.50	0.00	0.00	0.00	0.00	10.50	39.55
712-550-726000	DUES AND MEMBERSHIPS	17.24	9.20	32.88	0.00	0.00	0.00	0.00	0.00	0.00	1,191.69	0.00	0.00
712-550-727004	MAINTENANCE AGREEMENT	0.00	1,980.00	0.00	0.00	0.00	0.00	0.00	0.00	0.00	0.00	0.00	0.00
712-550-727005	TRASH / RECYCLING	171.00	57.00	0.00	57.00	57.00	57.00	57.00	57.00	57.00	57.00	57.00	57.00
712-550-727006	ENGINEERING SERVICES	900.22	900.22	900.22	990.22	990.22	918.22	918.20	918.20	918.20	918.00	918.00	0.00
712-550-727012	CONTRACTUAL SERVICES	458.38	27.41	90.00	2,459.87	0.00	2,295.00	9,817.74	41.28	0.00	0.00	270.00	0.00
712-550-727016	LICENSE / PERMIT	139.54	137.66	77.81	605.17	634.64	81.80	0.00	67.17	87.99	72.49	0.00	0.00
712-550-730000	CELL PHONE / IPAD	0.00	0.00	465.24	0.00	280.21	0.00	0.00	140.08	0.00	0.00	0.00	0.00
712-550-742000	EQUIPMENT / VEHICLE MAINTENANCE	164.89	3,302.00	775.15	950.14	409.87	217.20	15,118.97	931.07	560.68	910.93	9.00	0.00
712-550-743000	OPERATING SUPPLIES	8,487.12	4,143.79	7,272.90	8,332.45	4,138.48	1,522.73	4,464.80	2,719.04	10,508.77	10,262.75	3,499.18	717.32
712-550-744000	OFFICE SUPPLIES	0.00	0.00	11.98	0.00	0.00	0.00	0.00	0.00	0.00	0.00	0.00	0.00
712-550-746000	GAS AND OIL	122.36	889.76	150.72	188.12	586.98	270.23	602.90	231.65	303.04	0.00	680.93	0.00
712-550-747000	UNIFORMS AND CLOTHING	149.31	99.23	175.43	266.16	40.48	0.00	0.00	105.82	42.71	24.99	0.00	0.00
712-550-748000	BOOKS AND SUBSCRIPTIONS	0.00	0.00	0.00	9.20	187.46	9.15	0.00	0.00	0.00	0.00	0.00	0.00
712-550-750000	MISCELLANEOUS COMMODITIES	84.97	141.97	140.21	118.91	14.98	401.19	9.49	209.60	129.78	9.47	4,576.46	83.45
712-550-763000	IMPROVEMENTS	0.00	0.00	0.00	0.00	0.00	0.00	0.00	0.00	0.00	71,748.96	0.00	0.00
712-550-764000	MACHINERY AND EQUIPMENT	0.00	0.00	0.00	1,850.00	0.00	0.00	12,982.94	71,100.00	0.00	0.00	0.00	0.00
712-555-701000	FULL-TIME SALARIES	2,808.22	2,809.75	2,808.22	2,808.24	2,809.76	6,900.80	8,299.99	8,192.33	8,607.28	8,242.55	12,489.84	0.00
712-555-702000	PART-TIME SALARIES	0.00	0.00	0.00	0.00	0.00	0.00	0.00	0.00	882.26	0.00	0.00	0.00
712-555-703000	OVERTIME	0.00	0.00	0.00	0.00	0.00	30.93	12.37	111.37	131.91	0.00	0.00	0.00
712-555-704000	HEALTH INSURANCE	442.65	442.66	442.13	438.08	444.24	443.16	1,074.50	1,199.69	1,206.98	1,208.54	1,197.28	0.00
712-555-705000	LIFE INSURANCE	2.81	2.83	2.80	2.79	2.84	2.82	5.51	5.52	5.52	5.54	5.46	0.00
712-555-707000	UNEMPLOYMENT INSURANCE	8.06	43.19	8.04	8.06	8.05	20.08	23.06	23.44	24.66	23.20	23.03	0.00
712-555-708000	WORK COMP	34.00	0.00	5.58	0.00	0.00	0.00	0.00	0.00	0.00	0.00	45.00	0.00
712-555-709000	K.P.E.R.S.	300.77	300.93	300.77	300.74	300.92	736.64	890.25	889.34	935.95	882.72	1,322.65	0.00
712-555-711000	F.I.C.A.	212.21	212.31	212.19	212.21	212.28	527.66	607.46	616.41	649.20	642.97	936.65	0.00
712-555-713000	ADMINISTRATION FEE	0.00	15.00	5.00	5.00	5.00	0.00	5.00	5.00	0.00	0.00	0.00	0.00
712-555-715000	DEFERRED COMPENSATION	0.00	0.00	0.00	0.00	0.00	0.00	0.00	0.00	0.00	2,497.93	0.00	0.00
712-555-721000	POSTAGE AND SHIPPING	3,008.34	0.00	2,833.34	14.46	333.34	0.00	2,500.00	0.00	1,500.00	2,500.00	0.00	0.00
712-555-722000	INSURANCE	0.00	0.00	125,841.34	0.00	0.00	0.00	0.00	0.00	0.00	0.00	0.00	0.00

Monthly Activity Report

		March 2025	April 2025	May 2025	June 2025	July 2025	August 2025	September 2025	October 2025	November 2025	December 2025	January 2026	February 2026
712-555-723001	UTILITY - GAS	85.17	521.19	218.05	249.60	9.44	14.81	14.19	30.75	0.00	17.65	204.73	77.12
712-555-723002	UTILITY - ELECTRIC	2,103.20	819.50	682.39	802.07	1,203.27	0.00	2,876.70	2,037.25	0.00	771.21	904.31	0.00
712-555-723004	UTILITY - TELEPHONE	1,711.38	859.31	0.00	2,577.76	0.00	856.51	0.00	1,727.78	0.00	867.52	865.03	863.03
712-555-726000	DUES AND MEMBERSHIPS	250.00	77.69	0.00	0.00	0.00	0.00	0.00	0.00	0.00	0.00	1,192.00	0.00
712-555-727002	ADVERTISING	23.34	0.00	0.00	0.00	0.00	0.00	28.34	0.00	0.00	0.00	0.00	0.00
712-555-727004	MAINTENANCE AGREEMENT	0.00	0.00	326.80	0.00	0.00	0.00	0.00	0.00	0.00	0.00	0.00	0.00
712-555-727005	TRASH / RECYCLING	66.99	24.53	0.00	22.33	30.13	22.33	28.93	29.93	22.33	22.33	22.33	22.33
712-555-727012	CONTRACTUAL SERVICES	5,598.89	1,449.90	514.31	4,358.83	915.15	4,318.12	400.29	1,801.43	974.28	1,097.46	6,939.78	4,706.55
712-555-727013	AUDITING AND ACCOUNTING	8,259.98	0.00	0.00	0.00	0.00	0.00	0.00	0.00	0.00	0.00	6,734.68	0.00
712-555-727018	SOFTWARE MAINTENANCE	18,122.75	0.00	0.00	0.00	0.00	0.00	0.00	0.00	0.00	0.00	0.00	0.00
712-555-727023	WEB SITE	0.00	0.00	0.00	0.00	0.00	398.96	2,537.69	0.00	0.00	0.00	0.00	0.00
712-555-741000	BUILDING MAINTENANCE	0.00	0.00	0.00	2.19	0.00	5.48	0.00	0.00	0.00	0.00	0.00	0.00
712-555-742000	EQUIPMENT / VEHICLE MAINTENANCE	0.00	0.00	0.00	0.00	0.00	0.00	0.00	0.00	44.99	0.00	0.00	0.00
712-555-743000	OPERATING SUPPLIES	0.00	405.43	0.00	0.00	34.36	0.00	0.00	0.00	369.75	0.00	0.00	0.00
712-555-744000	OFFICE SUPPLIES	130.71	163.85	496.26	17.62	147.27	154.89	40.93	296.46	0.00	8.63	0.00	0.00
712-555-745000	JANITORIAL SUPPLIES	190.02	126.68	152.20	116.54	216.16	102.66	133.08	177.48	116.54	183.08	116.54	16.54
712-555-747000	UNIFORMS AND CLOTHING	0.00	0.00	0.00	60.00	0.00	0.00	0.00	0.00	0.00	0.00	0.00	0.00
712-555-748000	BOOKS AND SUBSCRIPTIONS	77.69	0.00	0.00	153.51	88.01	5.00	0.00	0.00	0.00	0.00	0.00	0.00
712-555-750000	MISCELLANEOUS COMMODITIES	27.19	0.00	0.00	19.68	0.00	16.99	0.00	0.00	28.45	0.00	0.00	0.00
712-555-750004	FIRST AID	0.00	0.00	0.00	11.73	0.00	0.00	0.00	0.00	0.00	0.00	0.00	0.00
712-555-764000	MACHINERY AND EQUIPMENT	0.00	0.00	0.00	1,826.04	0.00	0.00	0.00	0.00	106.13	0.00	194.40	0.00
712-600-801003	PRINCIPAL - WASTEWATER UTILITY	0.00	0.00	0.00	0.00	0.00	160,000.00	0.00	0.00	0.00	0.00	0.00	0.00
712-600-802003	INTEREST - WASTEWATER UTILITY	0.00	0.00	0.00	0.00	0.00	59,834.38	0.00	0.00	0.00	0.00	0.00	0.00
712-600-803016	LEASE PURCHASE - 1/3 DUMP TRUCKS	0.00	1,333.60	0.00	0.00	0.00	0.00	0.00	0.00	0.00	0.00	0.00	0.00
712-999-999212	TRANSFER TO CDBG SANITARY SEWER	0.00	0.00	0.00	0.00	0.00	0.00	1,153,684.40	0.00	0.00	0.00	0.00	0.00
712-999-999707	TRANSFER TO WW CAPITAL RESERVES	0.00	0.00	0.00	0.00	0.00	0.00	0.00	0.00	0.00	0.00	1,265,000.00	0.00
	Expense Total:	157,037.38	104,320.48	520,769.70	106,448.89	575,541.46	483,089.31	1,406,798.89	333,950.81	145,641.11	238,908.59	1,527,220.80	9,860.99
	Fund 712 Surplus (Deficit):	690,009.20	951,866.53	-382,154.88	88,838.90	25,093.49	-98,090.58	-1,098,703.29	-119,320.00	68,902.20	-24,788.09	-1,327,099.09	93,041.03
Fund: 719 - STORMWATER UTILITY													
Revenue													
719-000-463000	STORMWATER CHARGES	24,384.83	24,405.56	24,511.39	24,443.90	24,465.80	24,613.79	24,476.62	24,469.77	24,536.53	24,521.82	24,576.89	-1.08
	Revenue Total:	24,384.83	24,405.56	24,511.39	24,443.90	24,465.80	24,613.79	24,476.62	24,469.77	24,536.53	24,521.82	24,576.89	-1.08
Expense													
719-560-701000	FULL-TIME SALARIES	2,719.53	2,638.41	2,720.16	0.00	0.00	0.00	0.00	2,673.25	3,144.77	2,775.25	4,261.26	0.00
719-560-703000	OVERTIME	0.00	0.00	0.00	0.00	0.00	0.00	0.00	293.25	267.75	401.63	190.23	0.00
719-560-704000	HEALTH INSURANCE	663.00	663.00	663.00	0.00	0.00	0.00	1,208.00	0.00	0.00	0.00	0.00	0.00
719-560-705000	LIFE INSURANCE	4.20	4.20	4.20	0.00	0.00	0.00	0.00	0.00	0.00	0.00	0.00	0.00
719-560-707000	UNEMPLOYMENT INSURANCE	7.73	26.92	7.83	0.00	0.00	0.00	0.00	8.64	9.94	9.26	8.36	0.00
719-560-708000	WORK COMP	1,479.00	0.00	301.50	0.00	0.00	0.00	0.00	0.00	0.00	0.00	1,476.00	0.00
719-560-709000	K.P.E.R.S.	291.26	282.57	238.90	0.00	0.00	0.00	8,770.62	317.72	365.48	340.24	471.41	0.00
719-560-711000	F.I.C.A.	203.46	197.25	203.50	0.00	0.00	0.00	0.00	226.94	261.05	243.04	340.54	0.00

Monthly Activity Report

		March 2025	April 2025	May 2025	June 2025	July 2025	August 2025	September 2025	October 2025	November 2025	December 2025	January 2026	February 2026
719-560-713000	ADMINISTRATION FEE	0.00	30.00	10.00	10.00	10.00	0.00	10.00	10.00	0.00	0.00	0.00	0.00
719-560-727012	CONTRACTUAL SERVICES	0.00	27.62	0.00	2,709.97	6,810.00	2,585.00	2,000.00	0.00	12,500.00	0.00	0.00	0.00
719-560-742000	EQUIPMENT / VEHICLE MAINTENANCE	0.00	0.00	1,337.18	0.00	0.00	0.00	0.00	119.23	0.00	0.00	0.00	0.00
719-560-743000	OPERATING SUPPLIES	0.00	0.00	0.00	0.00	0.00	0.00	0.00	2,071.18	0.00	0.00	0.00	0.00
719-560-763000	IMPROVEMENTS	0.00	0.00	0.00	0.00	0.00	0.00	0.00	175.90	0.00	0.00	0.00	0.00
719-999-999709	TRANSFER TO SW RESERVES	0.00	125,000.00	0.00	0.00	0.00	0.00	0.00	0.00	0.00	0.00	25,000.00	0.00
	Expense Total:	5,368.18	128,869.97	5,486.27	2,719.97	6,820.00	2,585.00	11,988.62	5,896.11	16,548.99	3,769.42	31,747.80	0.00
	Fund 719 Surplus (Deficit):	19,016.65	-104,464.41	19,025.12	21,723.93	17,645.80	22,028.79	12,488.00	18,573.66	7,987.54	20,752.40	-7,170.91	-1.08
Fund: 930 - FIRE INSURANCE PROCEEDS													
Revenue													
930-000-521005	INSURANCE PROCEEDS	0.00	0.00	0.00	17,205.00	0.00	0.00	0.00	22,614.87	0.00	0.00	0.00	0.00
	Revenue Total:	0.00	0.00	0.00	17,205.00	0.00	0.00	0.00	22,614.87	0.00	0.00	0.00	0.00
Expense													
930-190-727012	CONTRACTUAL SERVICES	0.00	0.00	0.00	0.00	0.00	0.00	0.00	17,205.00	0.00	0.00	0.00	0.00
	Expense Total:	0.00	0.00	0.00	0.00	0.00	0.00	0.00	17,205.00	0.00	0.00	0.00	0.00
	Fund 930 Surplus (Deficit):	0.00	0.00	0.00	17,205.00	0.00	0.00	0.00	5,409.87	0.00	0.00	0.00	0.00
Fund: 934 - ANIMAL SHELTER TRUST													
Revenue													
934-000-521003	DONATIONS	0.00	0.00	0.00	0.00	3.00	0.00	0.00	10.00	0.00	0.00	0.00	0.00
	Revenue Total:	0.00	0.00	0.00	0.00	3.00	0.00	0.00	10.00	0.00	0.00	0.00	0.00
	Fund 934 Total:	0.00	0.00	0.00	0.00	3.00	0.00	0.00	10.00	0.00	0.00	0.00	0.00
Fund: 936 - CHRISTMAS ON THE BRICKS													
Revenue													
936-000-521012	REIMBURSED EXPENSE	2,336.29	0.00	0.00	0.00	0.00	0.00	0.00	0.00	0.00	0.00	0.00	0.00
	Revenue Total:	2,336.29	0.00	0.00	0.00	0.00	0.00	0.00	0.00	0.00	0.00	0.00	0.00
Expense													
936-000-750000	MISCELLANEOUS COMMODITIES	2,336.29	0.00	0.00	0.00	0.00	0.00	0.00	0.00	0.00	0.00	0.00	0.00
	Expense Total:	2,336.29	0.00	0.00	0.00	0.00	0.00	0.00	0.00	0.00	0.00	0.00	0.00
	Fund 936 Surplus (Deficit):	0.00	0.00	0.00	0.00	0.00	0.00	0.00	0.00	0.00	0.00	0.00	0.00
Fund: 939 - GNAT PROJECT													
Revenue													
939-000-521003	DONATIONS	210.00	300.00	60.00	969.52	221.39	40.00	355.00	0.00	3,000.00	320.00	0.00	0.00
	Revenue Total:	210.00	300.00	60.00	969.52	221.39	40.00	355.00	0.00	3,000.00	320.00	0.00	0.00
Expense													
939-240-750000	MISCELLANEOUS COMMODITIES	333.12	64.37	116.94	-84.86	243.23	574.32	240.00	344.59	247.85	407.85	127.25	0.00
	Expense Total:	333.12	64.37	116.94	-84.86	243.23	574.32	240.00	344.59	247.85	407.85	127.25	0.00
	Fund 939 Surplus (Deficit):	-123.12	235.63	-56.94	1,054.38	-21.84	-534.32	115.00	-344.59	2,752.15	-87.85	-127.25	0.00

Monthly Activity Report

		March 2025	April 2025	May 2025	June 2025	July 2025	August 2025	September 2025	October 2025	November 2025	December 2025	January 2026	February 2026
Fund: 940 - GUNN PARK TRAILS													
Revenue													
940-000-521014	MARMATON MASS RIDE DONATION	0.00	0.00	0.00	650.00	350.00	400.00	0.00	970.00	0.00	0.00	0.00	0.00
	Revenue Total:	0.00	0.00	0.00	650.00	350.00	400.00	0.00	970.00	0.00	0.00	0.00	0.00
Expense													
940-400-750000	MISCELLANEOUS COMMODITIES	399.98	0.00	0.00	0.00	0.00	1,560.42	0.00	0.00	1,217.26	0.00	0.00	0.00
	Expense Total:	399.98	0.00	0.00	0.00	0.00	1,560.42	0.00	0.00	1,217.26	0.00	0.00	0.00
	Fund 940 Surplus (Deficit):	-399.98	0.00	0.00	650.00	350.00	-1,160.42	0.00	970.00	-1,217.26	0.00	0.00	0.00
Fund: 941 - LAW ENFORCEMENT TRUST													
Revenue													
941-000-521003	DONATIONS	0.00	0.00	0.00	0.00	0.00	0.00	0.00	0.00	250.00	0.00	0.00	0.00
	Revenue Total:	0.00	0.00	0.00	0.00	0.00	0.00	0.00	0.00	250.00	0.00	0.00	0.00
Expense													
941-000-727020	K-9 UNIT EXPENSES	2,325.00	150.00	0.00	0.00	200.33	0.00	0.00	153.98	538.10	0.00	0.00	13,216.69
941-200-764000	MACHINERY AND EQUIPMENT	0.00	0.00	2,608.03	2,786.90	0.00	0.00	2,396.29	0.00	0.00	0.00	0.00	0.00
	Expense Total:	2,325.00	150.00	2,608.03	2,786.90	200.33	0.00	2,396.29	153.98	538.10	0.00	0.00	13,216.69
	Fund 941 Surplus (Deficit):	-2,325.00	-150.00	-2,608.03	-2,786.90	-200.33	0.00	-2,396.29	-153.98	-288.10	0.00	0.00	-13,216.69
Fund: 947 - GUNN PARK - DISC GOLF													
Revenue													
947-000-521003	DONATIONS	0.00	0.00	0.00	0.00	0.00	600.00	0.00	0.00	0.00	0.00	0.00	0.00
	Revenue Total:	0.00	0.00	0.00	0.00	0.00	600.00	0.00	0.00	0.00	0.00	0.00	0.00
Expense													
947-000-750000	MISCELLANEOUS COMMODITIES	0.00	0.00	0.00	0.00	0.00	600.00	0.00	0.00	0.00	0.00	0.00	0.00
	Expense Total:	0.00	0.00	0.00	0.00	0.00	600.00	0.00	0.00	0.00	0.00	0.00	0.00
	Fund 947 Surplus (Deficit):	0.00	0.00	0.00	0.00	0.00	0.00	0.00	0.00	0.00	0.00	0.00	0.00
Fund: 948 - FIREFIGHTER BENEFIT RIDE													
Revenue													
948-000-521000	MISCELLANEOUS REVENUE	0.00	0.00	0.00	0.00	0.00	0.00	4,040.00	0.00	0.00	0.00	0.00	0.00
	Revenue Total:	0.00	0.00	0.00	0.00	0.00	0.00	4,040.00	0.00	0.00	0.00	0.00	0.00
Expense													
948-000-750000	MISCELLANEOUS COMMODITIES	0.00	0.00	0.00	0.00	0.00	0.00	1,704.00	0.00	0.00	0.00	0.00	0.00
	Expense Total:	0.00	0.00	0.00	0.00	0.00	0.00	1,704.00	0.00	0.00	0.00	0.00	0.00
	Fund 948 Surplus (Deficit):	0.00	0.00	0.00	0.00	0.00	0.00	2,336.00	0.00	0.00	0.00	0.00	0.00

Monthly Activity Report

	March 2025	April 2025	May 2025	June 2025	July 2025	August 2025	September 2025	October 2025	November 2025	December 2025	January 2026	February 2026
Fund: 950 - LOVE KS GRANT												
Expense												
950-165-750000												
MISCELLANEOUS COMMODITIES	0.00	69.96	0.00	0.00	0.00	657.90	3,000.00	0.00	0.00	0.00	0.00	0.00
Expense Total:	0.00	69.96	0.00	0.00	0.00	657.90	3,000.00	0.00	0.00	0.00	0.00	0.00
Fund 950 Total:	0.00	69.96	0.00	0.00	0.00	657.90	3,000.00	0.00	0.00	0.00	0.00	0.00
Fund: 951 - CONCERT SERIES FUND												
Revenue												
951-000-521003												
DONATIONS	3,800.00	-4,250.00	-8,112.84	12,362.84	0.00	-2,000.00	0.00	4,000.00	0.00	0.00	0.00	0.00
Revenue Total:	3,800.00	-4,250.00	-8,112.84	12,362.84	0.00	-2,000.00	0.00	4,000.00	0.00	0.00	0.00	0.00
Expense												
951-000-750000												
951-165-727031												
MISCELLANEOUS COMMODITIES	0.00	0.00	0.00	12,362.84	-6,000.00	0.00	0.00	0.00	0.00	0.00	0.00	0.00
EVENT EXPENSE	0.00	0.00	0.00	0.00	6,450.00	0.00	0.00	9,750.00	34.99	-5,012.84	0.00	0.00
Expense Total:	0.00	0.00	0.00	12,362.84	450.00	0.00	0.00	9,750.00	34.99	-5,012.84	0.00	0.00
Fund 951 Surplus (Deficit):	3,800.00	-4,250.00	-8,112.84	0.00	-450.00	-2,000.00	0.00	-5,750.00	-34.99	5,012.84	0.00	0.00
Total Surplus (Deficit):	-81,038.80	1,050,571.52	-882,864.08	256,517.87	-406,437.33	-1,175,272.29	20,100.50	-182,921.26	82,968.50	843,461.45	-358,245.88	1,294,499.96

Monthly Activity Report

Group Summary

Account Typ...	March 2025	April 2025	May 2025	June 2025	July 2025	August 2025	September 2025	October 2025	November 2025	December 2025	January 2026	February 2026
Fund: 100 - GENERAL FUND												
Revenue	470,321.28	394,034.86	346,413.56	1,036,636.12	343,609.76	359,772.15	639,875.80	319,325.17	360,541.74	307,464.10	398,180.72	1,096,058.08
Expense	651,472.01	530,472.07	674,069.45	510,801.48	744,115.03	808,226.63	650,670.00	488,508.51	486,012.12	608,797.00	764,496.77	18,097.38
Fund 100 Surplus (Deficit):	-181,150.73	-136,437.21	-327,655.89	525,834.64	-400,505.27	-448,454.48	-10,794.20	-169,183.34	-125,470.38	-301,332.90	-366,316.05	1,077,960.70
Fund: 200 - PUBLIC LIBRARY												
Revenue	20,465.42	0.00	0.00	98,028.97	0.00	0.00	24,364.57	0.00	8,597.05	0.00	0.00	158,780.24
Expense	0.00	20,465.42	0.00	0.00	98,028.97	0.00	0.00	24,364.57	0.00	8,597.05	0.00	0.00
Fund 200 Surplus (Deficit):	20,465.42	-20,465.42	0.00	98,028.97	-98,028.97	0.00	24,364.57	-24,364.57	8,597.05	-8,597.05	0.00	158,780.24
Fund: 202 - PUBLIC SAFETY EQUIPMENT												
Revenue	7,372.72	0.00	0.00	36,226.42	0.00	0.00	8,744.18	0.00	2,790.63	0.00	0.00	59,435.80
Expense	9,907.10	2,617.46	1,743.00	140.58	0.00	65,968.68	1,300.00	32,700.00	0.00	0.00	36.95	169.45
Fund 202 Surplus (Deficit):	-2,534.38	-2,617.46	-1,743.00	36,085.84	0.00	-65,968.68	7,444.18	-32,700.00	2,790.63	0.00	-36.95	59,266.35
Fund: 203 - ECONOMIC DEVELOPMENT												
Revenue	11,500.00	11,500.00	15,000.00	11,500.00	11,500.00	11,500.00	142,215.97	11,500.00	11,500.00	27,963.46	11,500.00	0.00
Expense	0.00	123,523.86	1,115.63	40.00	137.93	18.50	109,095.41	33,209.91	15,800.23	14,380.69	57,346.13	116.93
Fund 203 Surplus (Deficit):	11,500.00	-112,023.86	13,884.37	11,460.00	11,362.07	11,481.50	33,120.56	-21,709.91	-4,300.23	13,582.77	-45,846.13	-116.93
Fund: 204 - SPECIAL STREETS AND HIGHWAYS												
Revenue	70,715.00	121,119.21	110,114.68	88,039.39	83,795.53	136,309.67	133,743.30	139,882.18	70,930.53	72,626.84	135,536.92	10,396.99
Expense	104,409.52	114,620.83	138,620.30	265,861.95	95,188.14	138,629.95	204,968.90	76,435.11	111,088.89	132,971.02	135,434.76	18,683.45
Fund 204 Surplus (Deficit):	-33,694.52	6,498.38	-28,505.62	-177,822.56	-11,392.61	-2,320.28	-71,225.60	63,447.07	-40,158.36	-60,344.18	102.16	-8,286.46
Fund: 205 - SPECIAL PARKS AND RECREATION												
Revenue	7,246.55	0.00	0.00	5,837.99	0.00	0.00	7,871.27	0.00	0.00	6,807.78	0.00	0.00
Expense	0.00	0.00	0.00	0.00	0.00	1,864.00	32,570.66	0.00	0.00	0.00	0.00	0.00
Fund 205 Surplus (Deficit):	7,246.55	0.00	0.00	5,837.99	0.00	-1,864.00	-24,699.39	0.00	0.00	6,807.78	0.00	0.00
Fund: 206 - SPECIAL ALCOHOL AND DRUGS												
Revenue	7,246.55	0.00	0.00	5,837.99	0.00	0.00	7,871.27	0.00	0.00	6,807.78	0.00	0.00
Expense	0.00	1,200.00	0.00	83.20	8,644.42	1,342.10	8,523.65	0.00	2,500.00	0.00	3,000.00	0.00
Fund 206 Surplus (Deficit):	7,246.55	-1,200.00	0.00	5,754.79	-8,644.42	-1,342.10	-652.38	0.00	-2,500.00	6,807.78	-3,000.00	0.00
Fund: 207 - E911 TELEPHONE TAX												
Revenue	8,475.06	8,239.44	8,645.34	8,349.00	8,421.60	8,319.78	8,371.44	8,485.62	8,391.90	8,495.52	8,370.12	8,616.96
Expense	208.22	7,672.55	23,545.67	1,403.50	705.27	1,566.90	1,289.06	4,491.93	0.00	895.37	38,457.10	946.98
Fund 207 Surplus (Deficit):	8,266.84	566.89	-14,900.33	6,945.50	7,716.33	6,752.88	7,082.38	3,993.69	8,391.90	7,600.15	-30,086.98	7,669.98
Fund: 208 - CONVENTION AND VISITORS BUREAU												
Revenue	0.00	29,259.05	0.00	0.00	40,713.75	0.00	0.00	40,432.13	254.95	0.00	35,500.40	0.00
Expense	19,423.41	17,413.08	41,640.94	7,330.91	858.66	8,693.63	14,078.76	14,789.33	6,979.71	12,906.09	15,903.89	1,874.30
Fund 208 Surplus (Deficit):	-19,423.41	11,845.97	-41,640.94	-7,330.91	39,855.09	-8,693.63	-14,078.76	25,642.80	-6,724.76	-12,906.09	19,596.51	-1,874.30

Monthly Activity Report

Account Typ...	March 2025	April 2025	May 2025	June 2025	July 2025	August 2025	September 2025	October 2025	November 2025	December 2025	January 2026	February 2026
Fund: 209 - PARKS/COMMUNITY FACILITIES SALES TAX												
Revenue	7,853.88	8,633.88	8,886.22	9,880.35	9,208.13	8,612.78	9,281.91	9,036.09	8,446.85	8,244.23	9,758.09	0.00
Expense	290.32	28,153.88	1,600.00	1,675.00	0.00	9,970.00	0.00	0.00	11,826.00	36,725.00	0.00	0.00
Fund 209 Surplus (Deficit):	7,563.56	-19,520.00	7,286.22	8,205.35	9,208.13	-1,357.22	9,281.91	9,036.09	-3,379.15	-28,480.77	9,758.09	0.00
Fund: 210 - STREETS SALES TAX												
Revenue	75,314.80	81,184.53	84,659.83	92,858.09	87,055.00	81,936.83	87,782.71	84,396.50	79,749.24	77,885.97	93,616.83	0.00
Expense	4,665.41	4,629.94	0.00	4,683.70	3,934.95	327,736.86	214,135.89	121,604.64	4,399.91	652,938.49	4,096.11	64,850.00
Fund 210 Surplus (Deficit):	70,649.39	76,554.59	84,659.83	88,174.39	83,120.05	-245,800.03	-126,353.18	-37,208.14	75,349.33	-575,052.52	89,520.72	-64,850.00
Fund: 213 - EQUIPMENT RESERVE												
Revenue	0.00	75,000.00	0.00	0.00	0.00	0.00	0.00	0.00	0.00	0.00	0.00	0.00
Fund 213 Total:	0.00	75,000.00	0.00	0.00	0.00	0.00	0.00	0.00	0.00	0.00	0.00	0.00
Fund: 214 - CAPITAL IMPROVEMENTS												
Revenue	0.00	50,000.00	0.00	0.00	0.00	0.00	0.00	0.00	0.00	0.00	25,000.00	0.00
Expense	34.48	0.00	0.00	0.00	0.00	0.00	10,298.35	0.00	0.00	0.00	0.00	0.00
Fund 214 Surplus (Deficit):	-34.48	50,000.00	0.00	0.00	0.00	0.00	-10,298.35	0.00	0.00	0.00	25,000.00	0.00
Fund: 215 - LAND BANK												
Revenue	0.00	50,000.00	0.00	2,000.00	0.00	126.24	2,500.00	978.48	0.00	0.00	0.00	368.18
Expense	833.36	1,542.86	3,405.42	1,541.34	2,555.36	1,133.75	490.00	526.50	475.52	250.00	600.88	0.00
Fund 215 Surplus (Deficit):	-833.36	48,457.14	-3,405.42	458.66	-2,555.36	-1,007.51	2,010.00	451.98	-475.52	-250.00	-600.88	368.18
Fund: 216 - LAROCHE CAPITAL OUTLAY												
Revenue	0.00	15,000.00	0.00	0.00	0.00	0.00	0.00	0.00	0.00	0.00	20,000.00	0.00
Fund 216 Total:	0.00	15,000.00	0.00	0.00	0.00	0.00	0.00	0.00	0.00	0.00	20,000.00	0.00
Fund: 218 - RECREATION												
Revenue	9,521.00	4,237.50	18,323.88	14,189.50	7,768.00	9,790.00	41,506.50	6,409.00	6,023.50	3,361.50	3,699.46	1,121.00
Expense	8,123.50	7,702.50	16,692.38	1,906.50	21,817.50	35,230.00	3,734.50	9,685.00	4,928.50	4,168.50	26,265.00	3,194.00
Fund 218 Surplus (Deficit):	1,397.50	-3,465.00	1,631.50	12,283.00	-14,049.50	-25,440.00	37,772.00	-3,276.00	1,095.00	-807.00	-22,565.54	-2,073.00
Fund: 219 - GOLF COURSE												
Revenue	32,028.75	34,070.97	82,032.11	65,051.61	58,941.01	55,121.71	176,378.54	30,063.74	14,863.40	70,698.98	4,747.50	7,375.45
Expense	69,200.89	52,317.04	48,078.07	59,094.86	63,735.46	82,308.28	56,990.01	42,327.88	42,007.64	34,262.19	44,937.28	2,087.80
Fund 219 Surplus (Deficit):	-37,172.14	-18,246.07	33,954.04	5,956.75	-4,794.45	-27,186.57	119,388.53	-12,264.14	-27,144.24	36,436.79	-40,189.78	5,287.65
Fund: 254 - CDBG: MAYCO ACE												
Revenue	0.00	0.00	0.00	0.00	0.00	0.00	82,266.00	0.00	0.00	0.00	0.00	0.00
Fund 254 Total:	0.00	0.00	0.00	0.00	0.00	0.00	82,266.00	0.00	0.00	0.00	0.00	0.00
Fund: 256 - CDBG - SANITARY SEWER												
Revenue	0.00	0.00	0.00	0.00	0.00	0.00	1,153,684.40	0.00	0.00	0.00	0.00	0.00
Fund 256 Total:	0.00	0.00	0.00	0.00	0.00	0.00	1,153,684.40	0.00	0.00	0.00	0.00	0.00

Monthly Activity Report

Account Typ...	March 2025	April 2025	May 2025	June 2025	July 2025	August 2025	September 2025	October 2025	November 2025	December 2025	January 2026	February 2026
Fund: 334 - ARPA												
Expense	600,000.00	0.00	0.00	0.00	0.00	0.00	0.00	0.00	0.00	0.00	0.00	0.00
Fund 334 Total:	600,000.00	0.00	0.00	0.00	0.00	0.00	0.00	0.00	0.00	0.00	0.00	0.00
Fund: 336 - PUBLIC SAFETY TRUST												
Revenue	0.00	0.00	0.00	0.00	0.00	0.00	0.00	0.00	250.00	0.00	0.00	0.00
Fund 336 Total:	0.00	0.00	0.00	0.00	0.00	0.00	0.00	0.00	250.00	0.00	0.00	0.00
Fund: 337 - Municipalities Fight Addiction (Opioid) Fund												
Revenue	0.00	0.00	2,831.92	0.00	0.00	0.00	2,578.42	0.00	7,210.91	0.00	0.00	0.00
Expense	0.00	0.00	0.00	0.00	0.00	0.00	0.00	0.00	0.00	242.00	0.00	0.00
Fund 337 Surplus (Deficit):	0.00	0.00	2,831.92	0.00	0.00	0.00	2,578.42	0.00	7,210.91	-242.00	0.00	0.00
Fund: 339 - KDOT - CCLIP GI GRANT												
Expense	3,542.37	0.00	0.00	0.00	0.00	0.00	0.00	0.00	0.00	0.00	0.00	0.00
Fund 339 Total:	3,542.37	0.00	0.00	0.00	0.00	0.00	0.00	0.00	0.00	0.00	0.00	0.00
Fund: 340 - KDOT - HORTON STREET												
Revenue	0.00	0.00	0.00	0.00	0.00	0.00	0.00	0.00	0.00	1,587,026.02	0.00	0.00
Expense	0.00	0.00	138,309.54	500,442.59	0.00	0.00	0.00	0.00	0.00	0.00	0.00	0.00
Fund 340 Surplus (Deficit):	0.00	0.00	-138,309.54	-500,442.59	0.00	0.00	0.00	0.00	0.00	1,587,026.02	0.00	0.00
Fund: 341 - FAA - Runway Reconstruction												
Revenue	0.00	0.00	0.00	0.00	0.00	0.00	88,730.00	0.00	0.00	0.00	0.00	0.00
Expense	0.00	0.00	0.00	0.00	0.00	0.00	75,330.00	0.00	0.00	0.00	0.00	0.00
Fund 341 Surplus (Deficit):	0.00	0.00	0.00	0.00	0.00	0.00	13,400.00	0.00	0.00	0.00	0.00	0.00
Fund: 342 - KDOT: EAST NATIONAL												
Expense	0.00	0.00	0.00	0.00	0.00	0.00	32,275.00	25,125.00	5,175.00	0.00	15,525.00	0.00
Fund 342 Total:	0.00	0.00	0.00	0.00	0.00	0.00	32,275.00	25,125.00	5,175.00	0.00	15,525.00	0.00
Fund: 600 - DEBT SERVICE												
Revenue	157.69	0.00	0.00	868.78	0.00	0.00	322.58	0.00	1,036.09	0.00	0.00	50.55
Expense	22,559.99	0.00	0.00	0.00	0.00	0.00	208,820.00	0.00	0.00	-208,820.00	0.00	0.00
Fund 600 Surplus (Deficit):	-22,402.30	0.00	0.00	868.78	0.00	0.00	-208,497.42	0.00	1,036.09	208,820.00	0.00	50.55
Fund: 707 - SEWER CAPITAL RESERVE												
Revenue	0.00	0.00	0.00	0.00	0.00	0.00	0.00	0.00	0.00	0.00	1,265,000.00	0.00
Expense	0.00	0.00	83,500.00	68,161.51	0.00	3,587.45	0.00	0.00	0.00	-71,748.96	0.00	0.00
Fund 707 Surplus (Deficit):	0.00	0.00	-83,500.00	-68,161.51	0.00	-3,587.45	0.00	0.00	0.00	71,748.96	1,265,000.00	0.00
Fund: 708 - WATER CAPITAL RESERVE												
Revenue	0.00	0.00	0.00	200,000.00	0.00	0.00	0.00	0.00	0.00	0.00	120,000.00	0.00
Expense	0.00	-200,000.00	0.00	200,000.00	9,995.00	0.00	0.00	0.00	0.00	0.00	0.00	0.00
Fund 708 Surplus (Deficit):	0.00	200,000.00	0.00	0.00	-9,995.00	0.00	0.00	0.00	0.00	0.00	120,000.00	0.00
Fund: 709 - STORMWATER CAPITAL RESERVE												
Revenue	0.00	125,000.00	0.00	0.00	0.00	0.00	0.00	0.00	0.00	0.00	25,000.00	0.00

Monthly Activity Report

Account Typ...	March 2025	April 2025	May 2025	June 2025	July 2025	August 2025	September 2025	October 2025	November 2025	December 2025	January 2026	February 2026
Expense	0.00	0.00	0.00	0.00	0.00	0.00	0.00	0.00	0.00	0.00	0.00	311.15
Fund 709 Surplus (Deficit):	0.00	125,000.00	0.00	0.00	0.00	0.00	0.00	0.00	0.00	0.00	25,000.00	-311.15
Fund: 711 - WATER UTILITY												
Revenue	299,712.19	278,737.67	300,482.31	273,259.32	310,535.40	370,684.86	297,638.67	308,099.40	275,976.71	297,734.40	304,748.23	1,705.83
Expense	324,276.86	366,281.89	314,025.96	195,563.85	360,688.94	650,755.15	181,896.26	167,156.15	160,503.02	405,979.99	378,407.03	18,900.94
Fund 711 Surplus (Deficit):	-24,564.67	-87,544.22	-13,543.65	77,695.47	-50,153.54	-280,070.29	115,742.41	140,943.25	115,473.69	-108,245.59	-73,658.80	-17,195.11
Fund: 712 - WASTEWATER UTILITY												
Revenue	847,046.58	1,056,187.01	138,614.82	195,287.79	600,634.95	384,998.73	308,095.60	214,630.81	214,543.31	214,120.50	200,121.71	102,902.02
Expense	157,037.38	104,320.48	520,769.70	106,448.89	575,541.46	483,089.31	1,406,798.89	333,950.81	145,641.11	238,908.59	1,527,220.80	9,860.99
Fund 712 Surplus (Deficit):	690,009.20	951,866.53	-382,154.88	88,838.90	25,093.49	-98,090.58	-1,098,703.29	-119,320.00	68,902.20	-24,788.09	-1,327,099.09	93,041.03
Fund: 719 - STORMWATER UTILITY												
Revenue	24,384.83	24,405.56	24,511.39	24,443.90	24,465.80	24,613.79	24,476.62	24,469.77	24,536.53	24,521.82	24,576.89	-1.08
Expense	5,368.18	128,869.97	5,486.27	2,719.97	6,820.00	2,585.00	11,988.62	5,896.11	16,548.99	3,769.42	31,747.80	0.00
Fund 719 Surplus (Deficit):	19,016.65	-104,464.41	19,025.12	21,723.93	17,645.80	22,028.79	12,488.00	18,573.66	7,987.54	20,752.40	-7,170.91	-1.08
Fund: 930 - FIRE INSURANCE PROCEEDS												
Revenue	0.00	0.00	0.00	17,205.00	0.00	0.00	0.00	22,614.87	0.00	0.00	0.00	0.00
Expense	0.00	0.00	0.00	0.00	0.00	0.00	0.00	17,205.00	0.00	0.00	0.00	0.00
Fund 930 Surplus (Deficit):	0.00	0.00	0.00	17,205.00	0.00	0.00	0.00	5,409.87	0.00	0.00	0.00	0.00
Fund: 934 - ANIMAL SHELTER TRUST												
Revenue	0.00	0.00	0.00	0.00	3.00	0.00	0.00	10.00	0.00	0.00	0.00	0.00
Fund 934 Total:	0.00	0.00	0.00	0.00	3.00	0.00	0.00	10.00	0.00	0.00	0.00	0.00
Fund: 936 - CHRISTMAS ON THE BRICKS												
Revenue	2,336.29	0.00	0.00	0.00	0.00	0.00	0.00	0.00	0.00	0.00	0.00	0.00
Expense	2,336.29	0.00	0.00	0.00	0.00	0.00	0.00	0.00	0.00	0.00	0.00	0.00
Fund 936 Surplus (Deficit):	0.00	0.00	0.00	0.00	0.00	0.00	0.00	0.00	0.00	0.00	0.00	0.00
Fund: 939 - GNAT PROJECT												
Revenue	210.00	300.00	60.00	969.52	221.39	40.00	355.00	0.00	3,000.00	320.00	0.00	0.00
Expense	333.12	64.37	116.94	-84.86	243.23	574.32	240.00	344.59	247.85	407.85	127.25	0.00
Fund 939 Surplus (Deficit):	-123.12	235.63	-56.94	1,054.38	-21.84	-534.32	115.00	-344.59	2,752.15	-87.85	-127.25	0.00
Fund: 940 - GUNN PARK TRAILS												
Revenue	0.00	0.00	0.00	650.00	350.00	400.00	0.00	970.00	0.00	0.00	0.00	0.00
Expense	399.98	0.00	0.00	0.00	0.00	1,560.42	0.00	0.00	1,217.26	0.00	0.00	0.00
Fund 940 Surplus (Deficit):	-399.98	0.00	0.00	650.00	350.00	-1,160.42	0.00	970.00	-1,217.26	0.00	0.00	0.00
Fund: 941 - LAW ENFORCEMENT TRUST												
Revenue	0.00	0.00	0.00	0.00	0.00	0.00	0.00	0.00	250.00	0.00	0.00	0.00
Expense	2,325.00	150.00	2,608.03	2,786.90	200.33	0.00	2,396.29	153.98	538.10	0.00	0.00	13,216.69
Fund 941 Surplus (Deficit):	-2,325.00	-150.00	-2,608.03	-2,786.90	-200.33	0.00	-2,396.29	-153.98	-288.10	0.00	0.00	-13,216.69
Fund: 947 - GUNN PARK - DISC GOLF												
Revenue	0.00	0.00	0.00	0.00	0.00	600.00	0.00	0.00	0.00	0.00	0.00	0.00

Monthly Activity Report

Account Typ...	March 2025	April 2025	May 2025	June 2025	July 2025	August 2025	September 2025	October 2025	November 2025	December 2025	January 2026	February 2026
Expense	0.00	0.00	0.00	0.00	0.00	600.00	0.00	0.00	0.00	0.00	0.00	0.00
Fund 947 Surplus (Deficit):	0.00	0.00	0.00	0.00	0.00	0.00	0.00	0.00	0.00	0.00	0.00	0.00
Fund: 948 - FIREFIGHTER BENEFIT RIDE												
Revenue	0.00	0.00	0.00	0.00	0.00	0.00	4,040.00	0.00	0.00	0.00	0.00	0.00
Expense	0.00	0.00	0.00	0.00	0.00	0.00	1,704.00	0.00	0.00	0.00	0.00	0.00
Fund 948 Surplus (Deficit):	0.00	0.00	0.00	0.00	0.00	0.00	2,336.00	0.00	0.00	0.00	0.00	0.00
Fund: 950 - LOVE KS GRANT												
Expense	0.00	69.96	0.00	0.00	0.00	657.90	3,000.00	0.00	0.00	0.00	0.00	0.00
Fund 950 Total:	0.00	69.96	0.00	0.00	0.00	657.90	3,000.00	0.00	0.00	0.00	0.00	0.00
Fund: 951 - CONCERT SERIES FUND												
Revenue	3,800.00	-4,250.00	-8,112.84	12,362.84	0.00	-2,000.00	0.00	4,000.00	0.00	0.00	0.00	0.00
Expense	0.00	0.00	0.00	12,362.84	450.00	0.00	0.00	9,750.00	34.99	-5,012.84	0.00	0.00
Fund 951 Surplus (Deficit):	3,800.00	-4,250.00	-8,112.84	0.00	-450.00	-2,000.00	0.00	-5,750.00	-34.99	5,012.84	0.00	0.00
Total Surplus (Deficit):	-81,038.80	1,050,571.52	-882,864.08	256,517.87	-406,437.33	-1,175,272.29	20,100.50	-182,921.26	82,968.50	843,461.45	-358,245.88	1,294,499.96

Monthly Activity Report

Fund Summary

Fund	March 2025	April 2025	May 2025	June 2025	July 2025	August 2025	September 2025	October 2025	November 2025	December 2025	January 2026	February 2026
100 - GENERAL FUND	-181,150.73	-136,437.21	-327,655.89	525,834.64	-400,505.27	-448,454.48	-10,794.20	-169,183.34	-125,470.38	-301,332.90	-366,316.05	1,077,960.70
200 - PUBLIC LIBRARY	20,465.42	-20,465.42	0.00	98,028.97	-98,028.97	0.00	24,364.57	-24,364.57	8,597.05	-8,597.05	0.00	158,780.24
202 - PUBLIC SAFETY EQUIP...	-2,534.38	-2,617.46	-1,743.00	36,085.84	0.00	-65,968.68	7,444.18	-32,700.00	2,790.63	0.00	-36.95	59,266.35
203 - ECONOMIC DEVELOPM...	11,500.00	-112,023.86	13,884.37	11,460.00	11,362.07	11,481.50	33,120.56	-21,709.91	-4,300.23	13,582.77	-45,846.13	-116.93
204 - SPECIAL STREETS AND H...	-33,694.52	6,498.38	-28,505.62	-177,822.56	-11,392.61	-2,320.28	-71,225.60	63,447.07	-40,158.36	-60,344.18	102.16	-8,286.46
205 - SPECIAL PARKS AND RE...	7,246.55	0.00	0.00	5,837.99	0.00	-1,864.00	-24,699.39	0.00	0.00	6,807.78	0.00	0.00
206 - SPECIAL ALCOHOL AND...	7,246.55	-1,200.00	0.00	5,754.79	-8,644.42	-1,342.10	-652.38	0.00	-2,500.00	6,807.78	-3,000.00	0.00
207 - E911 TELEPHONE TAX	8,266.84	566.89	-14,900.33	6,945.50	7,716.33	6,752.88	7,082.38	3,993.69	8,391.90	7,600.15	-30,086.98	7,669.98
208 - CONVENTION AND VISI...	-19,423.41	11,845.97	-41,640.94	-7,330.91	39,855.09	-8,693.63	-14,078.76	25,642.80	-6,724.76	-12,906.09	19,596.51	-1,874.30
209 - PARKS/COMMUNITY F...	7,563.56	-19,520.00	7,286.22	8,205.35	9,208.13	-1,357.22	9,281.91	9,036.09	-3,379.15	-28,480.77	9,758.09	0.00
210 - STREETS SALES TAX	70,649.39	76,554.59	84,659.83	88,174.39	83,120.05	-245,800.03	-126,353.18	-37,208.14	75,349.33	-575,052.52	89,520.72	-64,850.00
213 - EQUIPMENT RESERVE	0.00	75,000.00	0.00	0.00	0.00	0.00	0.00	0.00	0.00	0.00	0.00	0.00
214 - CAPITAL IMPROVEMEN...	-34.48	50,000.00	0.00	0.00	0.00	0.00	-10,298.35	0.00	0.00	0.00	25,000.00	0.00
215 - LAND BANK	-833.36	48,457.14	-3,405.42	458.66	-2,555.36	-1,007.51	2,010.00	451.98	-475.52	-250.00	-600.88	368.18
216 - LAROCHE CAPITAL OUT...	0.00	15,000.00	0.00	0.00	0.00	0.00	0.00	0.00	0.00	0.00	20,000.00	0.00
218 - RECREATION	1,397.50	-3,465.00	1,631.50	12,283.00	-14,049.50	-25,440.00	37,772.00	-3,276.00	1,095.00	-807.00	-22,565.54	-2,073.00
219 - GOLF COURSE	-37,172.14	-18,246.07	33,954.04	5,956.75	-4,794.45	-27,186.57	119,388.53	-12,264.14	-27,144.24	36,436.79	-40,189.78	5,287.65
254 - CDBG: MAYCO ACE	0.00	0.00	0.00	0.00	0.00	0.00	82,266.00	0.00	0.00	0.00	0.00	0.00
256 - CDBG - SANITARY SEW...	0.00	0.00	0.00	0.00	0.00	0.00	1,153,684.40	0.00	0.00	0.00	0.00	0.00
334 - ARPA	-600,000.00	0.00	0.00	0.00	0.00	0.00	0.00	0.00	0.00	0.00	0.00	0.00
336 - PUBLIC SAFETY TRUST	0.00	0.00	0.00	0.00	0.00	0.00	0.00	0.00	250.00	0.00	0.00	0.00
337 - Municipalities Fight Add..	0.00	0.00	2,831.92	0.00	0.00	0.00	2,578.42	0.00	7,210.91	-242.00	0.00	0.00
339 - KDOT - CCLIP GI GRANT	-3,542.37	0.00	0.00	0.00	0.00	0.00	0.00	0.00	0.00	0.00	0.00	0.00
340 - KDOT - HORTON STREET	0.00	0.00	-138,309.54	-500,442.59	0.00	0.00	0.00	0.00	0.00	1,587,026.02	0.00	0.00
341 - FAA - Runway Reconstr...	0.00	0.00	0.00	0.00	0.00	0.00	13,400.00	0.00	0.00	0.00	0.00	0.00
342 - KDOT: EAST NATIONAL	0.00	0.00	0.00	0.00	0.00	0.00	-32,275.00	-25,125.00	-5,175.00	0.00	-15,525.00	0.00
600 - DEBT SERVICE	-22,402.30	0.00	0.00	868.78	0.00	0.00	-208,497.42	0.00	1,036.09	208,820.00	0.00	50.55
707 - SEWER CAPITAL RESER...	0.00	0.00	-83,500.00	-68,161.51	0.00	-3,587.45	0.00	0.00	0.00	71,748.96	1,265,000.00	0.00
708 - WATER CAPITAL RESER...	0.00	200,000.00	0.00	0.00	-9,995.00	0.00	0.00	0.00	0.00	0.00	120,000.00	0.00
709 - STORMWATER CAPITAL...	0.00	125,000.00	0.00	0.00	0.00	0.00	0.00	0.00	0.00	0.00	25,000.00	-311.15
711 - WATER UTILITY	-24,564.67	-87,544.22	-13,543.65	77,695.47	-50,153.54	-280,070.29	115,742.41	140,943.25	115,473.69	-108,245.59	-73,658.80	-17,195.11
712 - WASTEWATER UTILITY	690,009.20	951,866.53	-382,154.88	88,838.90	25,093.49	-98,090.58	-1,098,703.29	-119,320.00	68,902.20	-24,788.09	-1,327,099.09	93,041.03
719 - STORMWATER UTILITY	19,016.65	-104,464.41	19,025.12	21,723.93	17,645.80	22,028.79	12,488.00	18,573.66	7,987.54	20,752.40	-7,170.91	-1.08
930 - FIRE INSURANCE PROC...	0.00	0.00	0.00	17,205.00	0.00	0.00	0.00	5,409.87	0.00	0.00	0.00	0.00
934 - ANIMAL SHELTER TRUST	0.00	0.00	0.00	0.00	3.00	0.00	0.00	10.00	0.00	0.00	0.00	0.00
936 - CHRISTMAS ON THE BR...	0.00	0.00	0.00	0.00	0.00	0.00	0.00	0.00	0.00	0.00	0.00	0.00
939 - GNAT PROJECT	-123.12	235.63	-56.94	1,054.38	-21.84	-534.32	115.00	-344.59	2,752.15	-87.85	-127.25	0.00
940 - GUNN PARK TRAILS	-399.98	0.00	0.00	650.00	350.00	-1,160.42	0.00	970.00	-1,217.26	0.00	0.00	0.00
941 - LAW ENFORCEMENT T...	-2,325.00	-150.00	-2,608.03	-2,786.90	-200.33	0.00	-2,396.29	-153.98	-288.10	0.00	0.00	-13,216.69
947 - GUNN PARK - DISC GOLF	0.00	0.00	0.00	0.00	0.00	0.00	0.00	0.00	0.00	0.00	0.00	0.00

Monthly Activity Report

Fund	March 2025	April 2025	May 2025	June 2025	July 2025	August 2025	September 2025	October 2025	November 2025	December 2025	January 2026	February 2026
948 - FIREFIGHTER BENEFIT R...	0.00	0.00	0.00	0.00	0.00	0.00	2,336.00	0.00	0.00	0.00	0.00	0.00
950 - LOVE KS GRANT	0.00	-69.96	0.00	0.00	0.00	-657.90	-3,000.00	0.00	0.00	0.00	0.00	0.00
951 - CONCERT SERIES FUND	3,800.00	-4,250.00	-8,112.84	0.00	-450.00	-2,000.00	0.00	-5,750.00	-34.99	5,012.84	0.00	0.00
Total Surplus (Deficit):	-81,038.80	1,050,571.52	-882,864.08	256,517.87	-406,437.33	-1,175,272.29	20,100.50	-182,921.26	82,968.50	843,461.45	-358,245.88	1,294,499.96



Pooled Cash Report

Fort Scott, KS

For the Period Ending 1/31/2026

ACCOUNT #	ACCOUNT NAME	BEGINNING BALANCE	CURRENT ACTIVITY	CURRENT BALANCE
CLAIM ON CASH				
100-000-100000	CLAIM ON CASH - GENERAL FUND	1,349,211.48	(371,805.55)	977,405.93
200-000-100000	CLAIM ON CASH - PUBLIC LIBRARY	0.00	0.00	0.00
202-000-100000	CLAIM ON CASH - PUBLIC SAFETY EQUIPMENT	71,696.03	(36.95)	71,659.08
203-000-100000	CLAIM ON CASH - ECONOMIC DEVELOPMENT	0.00	(46,538.16)	(46,538.16)
204-000-100000	CLAIM ON CASH - SPECIAL STREETS AND HIGHWAY:	1,170,073.27	(886.51)	1,169,186.76
205-000-100000	CLAIM ON CASH - SPECIAL PARKS AND RECREATION	105,942.49	0.00	105,942.49
206-000-100000	CLAIM ON CASH - SPECIAL ALCOHOL AND DRUGS	63,892.44	(3,000.00)	60,892.44
207-000-100000	CLAIM ON CASH - E911 TELEPHONE TAX	133,432.70	(30,086.98)	103,345.72
208-000-100000	CLAIM ON CASH - CONVENTION AND VISITORS BUR	75,602.30	17,911.75	93,514.05
209-000-100000	CLAIM ON CASH - PARKS/FAC SALES TAX	204,268.64	9,758.09	214,026.73
210-000-100000	CLAIM ON CASH - STREETS SALES TAX & CID	2,134,261.48	89,520.72	2,223,782.20
213-000-100000	CLAIM ON CASH - EQUIPMENT RESERVE	86,644.76	0.00	86,644.76
214-000-100000	CLAIM ON CASH - CAPITAL IMPROVEMENTS	178,929.25	25,000.00	203,929.25
215-000-100000	CLAIM ON CASH - LAND BANK	102,989.97	(622.40)	102,367.57
216-000-100000	CLAIM ON CASH - LAROCHE CAPITAL OUTLAY	215,000.00	20,000.00	235,000.00
218-000-100000	CLAIM ON CASH - RECREATION	169.41	(22,565.54)	(22,396.13)
219-000-100000	CLAIM ON CASH - GOLF COURSE	0.00	(41,463.52)	(41,463.52)
254-000-100000	CLAIM ON CASH - CDBG MAYCO ACE	0.00	0.00	0.00
256-000-100000	CLAIM ON CASH - CDBG - SANITARY SEWER	0.00	0.00	0.00
300-000-100000	CLAIM ON CASH - KDH&E: RIVER INTAKE STRUCTUF	0.00	0.00	0.00
309-000-100000	CLAIM ON CASH - YAT ELLIS PARK PROJECT	62,567.56	0.00	62,567.56
320-000-100000	CLAIM ON CASH - UNSUNG HEROES PARK	353.28	0.00	353.28
321-000-100000	CLAIM ON CASH - PEDNET GRANT	4,857.20	0.00	4,857.20
323-000-100000	CLAIM ON CASH - FISHER PARK IMPROVEMENTS	4,504.59	0.00	4,504.59
326-000-100000	CLAIM ON CASH - FIRE GRANTS	1,000.00	0.00	1,000.00
330-000-100000	CLAIM ON CASH - GUNN PARK BLITZ	200.00	0.00	200.00
336-000-100000	CLAIM ON CASH - PUBLIC SAFETY TRUST	1,279.46	0.00	1,279.46
337-000-100000	CLAIM ON CASH - OPIOD	60,775.85	0.00	60,775.85
338-000-100000	CLAIM ON CASH - KDOT ELECTRIC GATE	0.00	0.00	0.00
339-000-100000	CLAIM ON CASH - KDOT-CCLIP GI GRANT	(153,170.43)	0.00	(153,170.43)
340-000-100000	CLAIM ON CASH - KDOT -HORTON STREET	(542,070.24)	0.00	(542,070.24)
341-000-100000	CLAIM ON CASH - AIRPORT RECONSTRUCTION	13,400.00	0.00	13,400.00
342-000-100000	CLAIM ON CASH - KDOT: EAST NATIONAL	(62,575.00)	(15,525.00)	(78,100.00)
600-000-100000	CLAIM ON CASH - DEBT SERVICE	145,756.82	0.00	145,756.82
706-000-100000	CLAIM ON CASH - LAKE FORT SCOTT IMPROVEMEN	318,687.75	0.00	318,687.75
707-000-100000	CLAIM ON CASH - WASTEWATER CAPITAL RESERVE:	832.80	1,265,000.00	1,265,832.80
708-000-100000	CLAIM ON CASH - WATER CAPITAL RESERVES	408,660.72	120,000.00	528,660.72
709-000-100000	CLAIM ON CASH - STORMWATER CAPITAL RESERVE	879,621.67	25,000.00	904,621.67
711-000-100000	CLAIM ON CASH - WATER UTILITY	704,314.37	(66,230.63)	638,083.74
712-000-100000	CLAIM ON CASH - WASTEWATER UTILITY	3,723,477.07	(1,322,000.03)	2,401,477.04
719-000-100000	CLAIM ON CASH - STORMWATER UTILITY	402,419.53	(6,896.04)	395,523.49
930-000-100000	CLAIM ON CASH - FIRE INSURANCE PROCEEDS	40,089.87	0.00	40,089.87
931-000-100000	CLAIM ON CASH - 20TH CENTURY VETERANS MEMC	11,968.16	0.00	11,968.16
934-000-100000	CLAIM ON CASH - ANIMAL SHELTER TRUST	434.25	0.00	434.25
936-000-100000	CLAIM ON CASH - CHRISTMAS IN THE PARK	0.00	0.00	0.00
939-000-100000	CLAIM ON CASH - GNAT PROJECT	12,478.60	(127.25)	12,351.35
940-000-100000	CLAIM ON CASH - GUNN PARK TRAILS	17,559.88	0.00	17,559.88
941-000-100000	CLAIM ON CASH - LAW ENFORCEMENT TRUST	210,336.44	(293.98)	210,042.46
942-000-100000	CLAIM ON CASH - SAFE GRANT	3,094.90	0.00	3,094.90
943-000-100000	CLAIM ON CASH - COMMUNITY GARDENS	457.61	0.00	457.61
946-000-100000	CLAIM ON CASH - FSHS TENNIS COURT	200.00	0.00	200.00
948-000-100000	CLAIM ON CASH - FIREFIGHTER BENEFIT RIDE	10,424.37	0.00	10,424.37
950-000-100000	CLAIM ON CASH - LOVE KANSAS GRANT	837.59	0.00	837.59

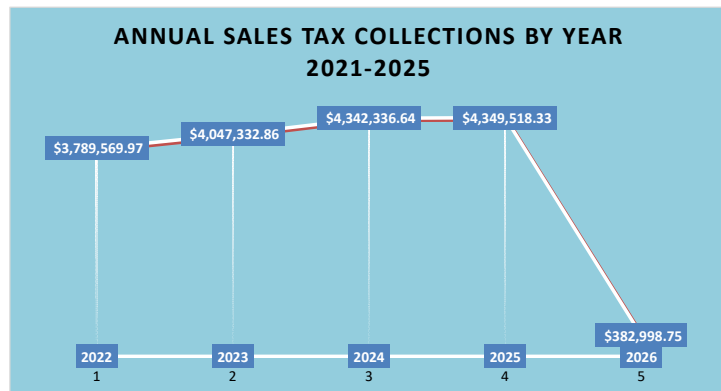
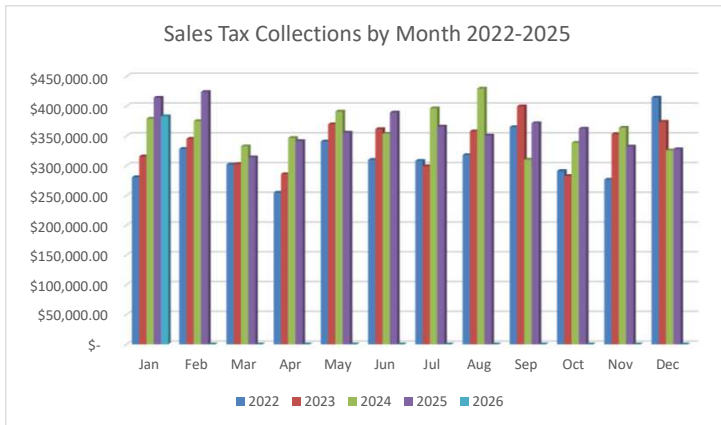
ACCOUNT #	ACCOUNT NAME	BEGINNING BALANCE	CURRENT ACTIVITY	CURRENT BALANCE	
951-000-100000	CLAIM ON CASH - CONCERT SERIES FUND	0.00	0.00	0.00	
TOTAL CLAIM ON CASH		<u>12,174,888.89</u>	<u>(355,887.98)</u>	<u>11,819,000.91</u>	
CASH IN BANK					
Cash in Bank					
999-000-100000	CASH IN BANK - CHECKING	0.00	0.00	0.00	
999-000-100001	CASH IN BANK - MONEY MARKET	12,174,888.89	(355,887.98)	11,819,000.91	
999-000-100002	CASH IN BANK	0.00	0.00	0.00	
TOTAL: Cash in Bank		<u>12,174,888.89</u>	<u>(355,887.98)</u>	<u>11,819,000.91</u>	
Wages Payable					
999-000-202000	WAGES PAYABLE	0.00	0.00	0.00	
TOTAL: Wages Payable		<u>0.00</u>	<u>0.00</u>	<u>0.00</u>	
TOTAL CASH IN BANK		<u>12,174,888.89</u>	<u>(355,887.98)</u>	<u>11,819,000.91</u>	
DUE TO OTHER FUNDS					
999-000-209999	DUE TO OTHER FUNDS	12,174,888.89	(355,887.98)	11,819,000.91	
TOTAL DUE TO OTHER FUNDS		<u>12,174,888.89</u>	<u>(355,887.98)</u>	<u>11,819,000.91</u>	
Claim on Cash	11,819,000.91	Claim on Cash	11,819,000.91	Cash in Bank	11,819,000.91
Cash in Bank	11,819,000.91	Due To Other Funds	11,819,000.91	Due To Other Funds	11,819,000.91
Difference	<u>0.00</u>	Difference	<u>0.00</u>	Difference	<u>0.00</u>

ACCOUNT #	ACCOUNT NAME	BEGINNING BALANCE	CURRENT ACTIVITY	CURRENT BALANCE
ACCOUNTS PAYABLE PENDING				
100-000-200200	A/P PENDING - GENERAL FUND	41,978.46	(7,641.11)	34,337.35
200-000-200200	A/P PENDING - PUBLIC LIBRARY	0.00	0.00	0.00
202-000-200200	A/P PENDING - PUBLIC SAFETY EQUIPMENT	0.00	0.00	0.00
203-000-200200	A/P PENDING - ECONOMIC DEVELOPMENT	1,050.28	(692.03)	358.25
204-000-200200	A/P PENDING - SPECIAL STREETS AND HIGHWAYS	63,906.32	(988.67)	62,917.65
205-000-200200	A/P PENDING - SPECIAL PARKS AND RECREATION	0.00	0.00	0.00
206-000-200200	A/P PENDING - SPECIAL ALCOHOL AND DRUGS	0.00	0.00	0.00
207-000-200200	A/P PENDING - E911 TELEPHONE TAX	0.00	0.00	0.00
208-000-200200	A/P PENDING - CONVENTION AND VISITORS BUREA	3,604.85	(1,684.76)	1,920.09
209-000-200200	A/P PENDING - CAPITAL IMPROVEMENT SALES TAX	0.00	0.00	0.00
210-000-200200	A/P PENDING - COMMUNITY IMPROVEMENT DISTR	107,340.71	0.00	107,340.71
213-000-200200	A/P PENDING - EQUIPMENT RESERVE	0.00	0.00	0.00
214-000-200200	A/P PENDING - CAPITAL IMPROVEMENTS	0.00	0.00	0.00
215-000-200200	A/P PENDING - LAND BANK	43.04	(21.52)	21.52
216-000-200200	A/P PENDING - BRIGGS PROJECT	0.00	0.00	0.00
218-000-200200	A/P PENDING - RECREATION	0.00	0.00	0.00
219-000-200200	A/P PENDING - GENERAL FUND	2,943.95	(1,273.74)	1,670.21
300-000-200200	A/P PENDING - KDH&E: RIVER INTAKE STRUCTURE	0.00	0.00	0.00
309-000-200200	A/P PENDING - YAT ELLIS PARK PROJECT	0.00	0.00	0.00
320-000-200200	A/P PENDING - UNSUNG HEROES PARK	0.00	0.00	0.00
321-000-200200	A/P PENDING - PEDNET GRANT	0.00	0.00	0.00
323-000-200200	A/P PENDING - FISHER PARK IMPROVEMENTS	0.00	0.00	0.00
326-000-200200	A/P PENDING - FIRE GRANTS	0.00	0.00	0.00
330-000-200200	A/P PENDING - GUNN PARK BLITZ	0.00	0.00	0.00
336-000-200200	A/P PENDING - PUBLIC SAFETY TRUST	0.00	0.00	0.00
337-000-200200	A/P PENDING - OPIOD	242.00	0.00	242.00
338-000-200200	A/P PENDING - KDOT ELECTRIC GATE	0.00	0.00	0.00
339-000-200200	A/P PENDING - GENERAL FUND	0.00	0.00	0.00
340-000-200200	A/P PENDING - KDOT - HORTON STREET	0.00	0.00	0.00
341-000-200200	A/P PENDING - AIRPORT RECONSTRUCTION	0.00	0.00	0.00
342-000-200200	A/P PENDING - KDOT: EAST NATIONAL	0.00	0.00	0.00
600-000-200200	A/P PENDING - DEBT SERVICE	0.00	0.00	0.00
706-000-200200	A/P PENDING - LAKE FORT SCOTT IMPROVEMENTS	0.00	0.00	0.00
707-000-200200	A/P PENDING - SEWER CAPITAL RESERVE	0.00	0.00	0.00
708-000-200200	A/P PENDING - WATER CAPITAL RESERVE	0.00	0.00	0.00
709-000-200200	A/P PENDING - STORM CAPITAL RESERVE	0.00	0.00	0.00
711-000-200200	A/P PENDING - WATER UTILITY	7,652.72	(5,698.92)	1,953.80
712-000-200200	A/P PENDING - WASTEWATER UTILITY	4,506.76	188.84	4,695.60
719-000-200200	A/P PENDING - STORMWATER UTILITY	0.00	8.36	8.36
930-000-200200	A/P PENDING - FIRE INSURANCE PROCEEDS	0.00	0.00	0.00
931-000-200200	A/P PENDING - 20TH CENTURY VETERANS MEMORI	0.00	0.00	0.00
934-000-200200	A/P PENDING - ANIMAL SHELTER TRUST	0.00	0.00	0.00
936-000-200200	A/P PENDING - CHRISTMAS IN THE PARK	0.00	0.00	0.00
939-000-200200	A/P PENDING - GNAT PROJECT	392.67	0.00	392.67
940-000-200200	A/P PENDING - GUNN PARK TRAILS	0.00	0.00	0.00
941-000-200200	A/P PENDING - LAW ENFORCEMENT TRUST	293.98	(293.98)	0.00
942-000-200200	A/P PENDING - SAFE GRANT	0.00	0.00	0.00
943-000-200200	A/P PENDING - COMMUNITY GARDENS	0.00	0.00	0.00
946-000-200200	A/P PENDING - HIGH SCHOOL TENNIS COURTS	0.00	0.00	0.00
948-000-200200	A/P PENDING - FIREFIGHTER BENEFIT RIDE	0.00	0.00	0.00
950-000-200200	A/P PENDING - GENERAL FUND	0.00	0.00	0.00
951-000-200200	A/P PENDING -CONCERT SERIES FUND	34.99	0.00	34.99
TOTAL ACCOUNTS PAYABLE PENDING		233,990.73	(18,097.53)	215,893.20
DUE FROM OTHER FUNDS				
999-000-109999	DUE FROM OTHER FUNDS	233,990.73	(18,097.53)	215,893.20
TOTAL DUE FROM OTHER FUNDS		233,990.73	(18,097.53)	215,893.20
ACCOUNTS PAYABLE				

ACCOUNT #	ACCOUNT NAME	BEGINNING BALANCE	CURRENT ACTIVITY	CURRENT BALANCE	
999-000-201000	ACCOUNTS PAYABLE	233,990.73	(18,097.53)	215,893.20	
TOTAL ACCOUNTS PAYABLE		<u>233,990.73</u>	<u>(18,097.53)</u>	<u>215,893.20</u>	
AP Pending	215,893.20	AP Pending	215,893.20	Due From Other Funds	215,893.20
Due From Other Funds	<u>215,893.20</u>	Accounts Payable	<u>215,893.20</u>	Accounts Payable	<u>215,893.20</u>
Difference	<u>0.00</u>	Difference	<u>0.00</u>	Difference	<u>0.00</u>

	2022	2023	2024	2025	2026
Jan	\$ 280,739.13	\$ 315,670.39	\$ 379,031.12	\$ 414,365.11	\$ 382,998.75
Feb	\$ 328,313.63	\$ 345,174.44	\$ 374,952.17	\$ 423,928.13	\$ -
Mar	\$ 302,047.44	\$ 302,709.86	\$ 332,617.41	\$ 314,188.44	\$ -
Apr	\$ 254,790.39	\$ 285,772.74	\$ 346,586.63	\$ 341,419.89	\$ -
May	\$ 340,742.41	\$ 369,670.32	\$ 391,046.16	\$ 355,637.52	\$ -
Jun	\$ 309,768.62	\$ 361,689.12	\$ 353,809.85	\$ 389,459.06	\$ -
Jul	\$ 308,184.74	\$ 299,315.72	\$ 396,482.13	\$ 365,931.56	\$ -
Aug	\$ 317,915.86	\$ 357,899.92	\$ 429,514.43	\$ 350,618.56	\$ -
Sep	\$ 364,930.51	\$ 399,806.28	\$ 310,217.68	\$ 371,505.33	\$ -
Oct	\$ 291,146.85	\$ 282,692.04	\$ 338,484.18	\$ 362,353.37	\$ -
Nov	\$ 276,590.46	\$ 353,090.96	\$ 363,833.66	\$ 332,216.97	\$ -
Dec	\$ 414,399.93	\$ 373,841.07	\$ 325,761.22	\$ 327,894.39	\$ -
Total	\$ 3,789,569.97	\$ 4,047,332.86	\$ 4,342,336.64	\$ 4,349,518.33	\$ 382,998.75

	2022	2023	2024	2025	2026	2023	2024	2025	2026
Jan	\$ 280,739.13	\$ 315,670.39	\$ 379,031.12	\$ 414,365.11	\$ 382,998.75	12%	20%	9%	-8%
Feb	\$ 609,052.76	\$ 660,844.83	\$ 753,983.29	\$ 838,293.24	\$ 382,998.75	9%	14%	11%	-54%
Mar	\$ 911,100.20	\$ 963,554.69	\$ 1,086,600.70	\$ 1,152,481.68	\$ 382,998.75	6%	13%	6%	-67%
Apr	\$ 1,165,890.59	\$ 1,249,327.43	\$ 1,433,187.33	\$ 1,493,901.57	\$ 382,998.75	7%	15%	4%	-74%
May	\$ 1,506,633.00	\$ 1,618,997.75	\$ 1,824,233.49	\$ 1,849,539.09	\$ 382,998.75	7%	13%	1%	-79%
Jun	\$ 1,816,401.62	\$ 1,980,686.87	\$ 2,178,043.34	\$ 2,238,998.15	\$ 382,998.75	9%	10%	3%	-83%
Jul	\$ 2,124,586.36	\$ 2,280,002.59	\$ 2,574,525.47	\$ 2,604,929.71	\$ 382,998.75	7%	13%	1%	-85%
Aug	\$ 2,442,502.22	\$ 2,637,902.51	\$ 3,004,039.90	\$ 2,955,548.27	\$ 382,998.75	8%	14%	-2%	-87%
Sep	\$ 2,807,432.73	\$ 3,037,708.79	\$ 3,314,257.58	\$ 3,327,053.60	\$ 382,998.75	8%	9%	0%	-88%
Oct	\$ 3,098,579.58	\$ 3,320,400.83	\$ 3,652,741.76	\$ 3,689,406.97	\$ 382,998.75	7%	10%	1%	-90%
Nov	\$ 3,375,170.04	\$ 3,673,491.79	\$ 4,016,575.42	\$ 4,021,623.94	\$ 382,998.75	9%	9%	0%	-90%
Dec	\$ 3,789,569.97	\$ 4,047,332.86	\$ 4,342,336.64	\$ 4,349,518.33	\$ 382,998.75	7%	7%	0%	-91%



Budgeted Transfers Completed

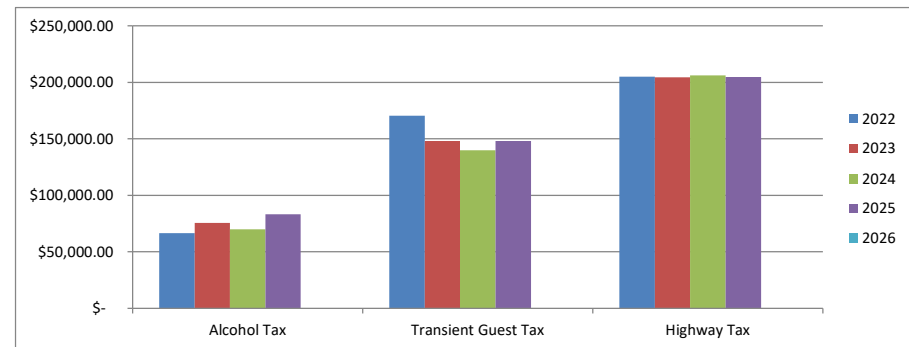
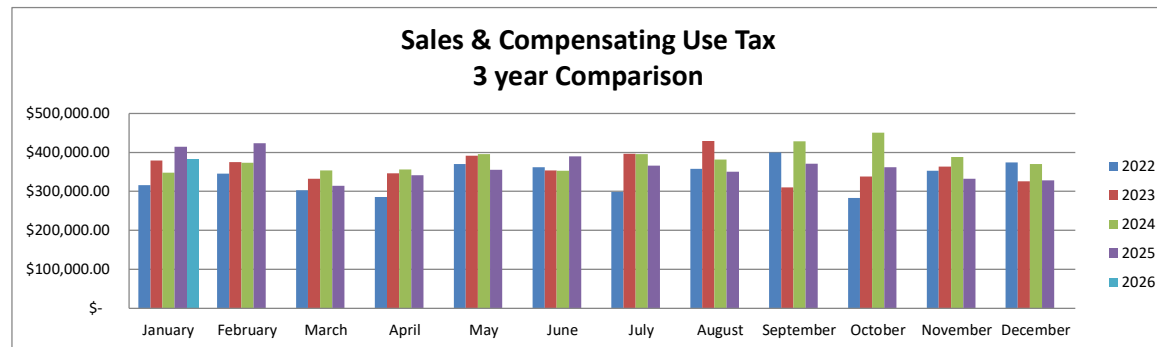
Month	Fund From		Fund To		Amount
January	712	Wastewater	707	Sewer Capital Reseve	\$ 1,265,000.00
January	100	General Fund	216	Laroche Capital Outlay	\$ 20,000.00
January	100	General Fund	214	Capital Improvements	\$ 25,000.00
January	711	Water Utility	708	Water Capital Reserve	\$ 120,000.00
January	719	Stormwater Utility	709	Stormwater Reserves	\$ 25,000.00
					\$ -
					<u>\$ 1,455,000.00</u>

Transfer Out Totals By Fund

100	\$ 45,000.00
203	\$ -
210	\$ -
711	\$ 120,000.00
712	\$ 1,265,000.00
719	\$ 25,000.00
	<u>\$ 1,455,000.00</u>

	2022 Actual			2023 Actual			2024 Actual			2025 Actual			2026 Actual		
	Sales Tax	Use Tax	Total	Sales Tax	Use Tax	Total	Sales Tax	Use Tax	Total	Sales Tax	Use Tax	Total	Sales Tax	Use Tax	Total
Jan	\$ 260,697.42	\$ 54,972.97	\$ 315,670.39	\$ 319,827.66	\$ 59,203.46	\$ 379,031.12	\$ 283,190.79	\$ 64,801.78	\$ 347,992.57	\$ 332,314.40	\$ 82,050.71	\$ 414,365.11	\$ 322,751.35	\$ 60,247.40	\$ 382,998.75
Feb	\$ 287,661.42	\$ 57,513.02	\$ 345,174.44	\$ 301,245.75	\$ 73,706.42	\$ 374,952.17	\$ 305,309.04	\$ 68,332.07	\$ 373,641.11	\$ 343,178.57	\$ 80,749.56	\$ 423,928.13	\$ -	\$ -	\$ -
Mar	\$ 251,203.22	\$ 51,506.64	\$ 302,709.86	\$ 282,810.53	\$ 49,806.88	\$ 332,617.41	\$ 288,872.40	\$ 64,437.33	\$ 353,309.73	\$ 252,093.67	\$ 62,094.77	\$ 314,188.44	\$ -	\$ -	\$ -
Apr	\$ 240,069.36	\$ 45,703.38	\$ 285,772.74	\$ 296,729.39	\$ 49,857.24	\$ 346,586.63	\$ 291,328.97	\$ 65,261.77	\$ 356,590.74	\$ 287,079.03	\$ 54,340.86	\$ 341,419.89	\$ -	\$ -	\$ -
May	\$ 307,616.07	\$ 62,054.25	\$ 369,670.32	\$ 325,644.98	\$ 65,401.18	\$ 391,046.16	\$ 327,502.37	\$ 68,148.55	\$ 395,650.92	\$ 286,680.82	\$ 68,956.70	\$ 355,637.52	\$ -	\$ -	\$ -
Jun	\$ 301,822.68	\$ 59,866.44	\$ 361,689.12	\$ 296,951.12	\$ 56,858.73	\$ 353,809.85	\$ 291,686.35	\$ 61,095.51	\$ 352,781.86	\$ 324,116.90	\$ 65,342.16	\$ 389,459.06	\$ -	\$ -	\$ -
Jul	\$ 248,098.66	\$ 51,217.06	\$ 299,315.72	\$ 336,280.51	\$ 60,201.62	\$ 396,482.13	\$ 316,635.39	\$ 79,228.52	\$ 395,863.91	\$ 300,322.40	\$ 65,609.16	\$ 365,931.56	\$ -	\$ -	\$ -
Aug	\$ 306,386.84	\$ 51,513.08	\$ 357,899.92	\$ 360,133.96	\$ 69,380.47	\$ 429,514.43	\$ 315,698.45	\$ 66,311.87	\$ 382,010.32	\$ 289,401.83	\$ 61,216.73	\$ 350,618.56	\$ -	\$ -	\$ -
Sep	\$ 322,964.14	\$ 76,842.14	\$ 399,806.28	\$ 271,538.94	\$ 38,678.74	\$ 310,217.68	\$ 318,357.39	\$ 109,980.22	\$ 428,337.61	\$ 306,240.17	\$ 65,265.16	\$ 371,505.33	\$ -	\$ -	\$ -
Oct	\$ 249,393.86	\$ 33,298.18	\$ 282,692.04	\$ 291,359.18	\$ 47,125.00	\$ 338,484.18	\$ 332,635.03	\$ 117,967.74	\$ 450,602.77	\$ 294,669.13	\$ 67,684.24	\$ 362,353.37	\$ -	\$ -	\$ -
Nov	\$ 293,105.48	\$ 59,985.48	\$ 353,090.96	\$ 300,615.90	\$ 63,217.76	\$ 363,833.66	\$ 282,118.89	\$ 106,117.47	\$ 388,236.36	\$ 279,226.63	\$ 52,990.34	\$ 332,216.97	\$ -	\$ -	\$ -
Dec	\$ 312,934.97	\$ 60,906.10	\$ 373,841.07	\$ 264,080.73	\$ 61,680.49	\$ 325,761.22	\$ 298,648.53	\$ 71,483.66	\$ 370,132.19	\$ 261,951.70	\$ 65,942.69	\$ 327,894.39	\$ -	\$ -	\$ -
Total	\$ 3,381,954.12	\$ 665,378.74	\$ 4,047,332.86	\$ 3,647,218.65	\$ 695,117.99	\$ 4,342,336.64	\$ 3,651,983.60	\$ 943,166.49	\$ 4,595,150.09	\$ 3,557,275.25	\$ 792,243.08	\$ 4,349,518.33	\$ 322,751.35	\$ 60,247.40	\$ 382,998.75

	2022 Actual			2023 Actual			2024 Actual			2025 Actual			2026 Actual		
	Alcohol Tax	Transient Guest Tax	Highway Tax	Alcohol Tax	Transient Guest Tax	Highway Tax	Alcohol Tax	Transient Guest Tax	Highway Tax	Alcohol Tax	Transient Guest Tax	Highway Tax	Alcohol Tax	Transient Guest Tax	Highway Tax
Jan			\$ 52,301.10		\$ 42,136.91	\$ 52,387.50		\$ 39,798.30	\$ 50,789.92		\$ 38,641.60	\$ 50,641.88	\$ -	\$ -	\$ -
Feb		\$ 44,395.44			\$ -			\$ -			\$ -		\$ -	\$ -	\$ -
Mar	\$ 16,189.05			\$ 19,336.13			\$ 15,557.10			\$ 21,739.65			\$ -	\$ -	\$ -
Apr		\$ 34,196.25	\$ 49,038.85		\$ 27,790.36	\$ 46,791.44		\$ 27,384.20	\$ 48,265.92		\$ 29,259.05	\$ 46,684.88	\$ -	\$ -	\$ -
May													\$ -	\$ -	\$ -
Jun	\$ 13,182.09			\$ 22,795.97			\$ 19,306.20			\$ 17,513.97			\$ -	\$ -	\$ -
Jul		\$ 45,293.72	\$ 51,964.26		\$ 37,991.24	\$ 52,961.15		\$ 33,234.98	\$ 54,879.00		\$ 39,963.75	\$ -	\$ -	\$ -	\$ -
Aug												\$ 53,297.85	\$ -	\$ -	\$ -
Sep	\$ 19,167.08			\$ 16,402.17			\$ 18,847.07			\$ 23,613.81			\$ -	\$ -	\$ -
Oct			\$ 51,667.92		\$ 40,177.65	\$ 52,453.54		\$ 39,483.92	\$ 52,343.55		\$ 40,082.13	\$ 54,029.51	\$ -	\$ -	\$ -
Nov		\$ 46,583.23			\$ -			\$ -			\$ -		\$ -	\$ -	\$ -
Dec	\$ 18,136.86			\$ 17,047.14			\$ 16,323.71			\$ 20,423.33			\$ -	\$ -	\$ -
Total	\$ 66,675.08	\$ 170,468.64	\$ 204,972.13	\$ 75,581.41	\$ 148,096.16	\$ 204,593.63	\$ 70,034.08	\$ 139,901.40	\$ 206,278.39	\$ 83,290.76	\$ 147,946.53	\$ 204,654.12	\$ -	\$ -	\$ -



*Note: Alcohol Tax is split between the General, Special Parks & Special Alcohol Funds

City of Fort Scott - Utility Funds 5 Year Analysis

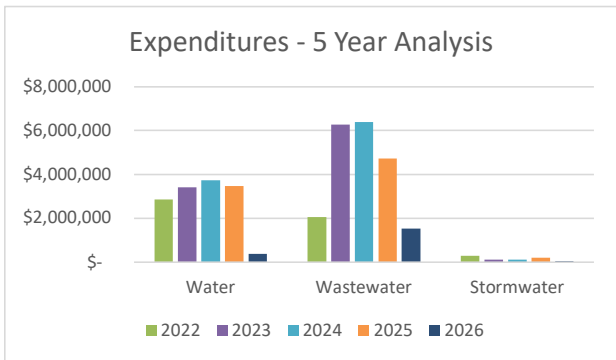
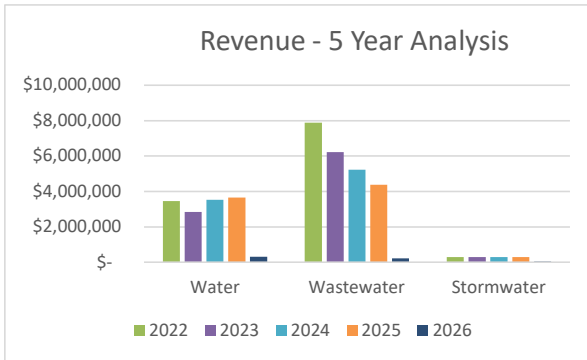
Revenue	2022	2023	2024	2025	2026	Budgeted	% Received
	2022	2023	2024	2025	2026	2026	2026
Water	\$ 3,460,615	\$ 2,846,811	\$ 3,535,026	\$ 3,648,348	\$ 304,748	\$ 3,816,681	8%
Wastewater	\$ 7,878,040	\$ 6,207,580	\$ 5,221,386	\$ 4,382,713	\$ 200,122	\$ 4,999,347	4%
Stormwater	\$ 288,005	\$ 280,015	\$ 285,158	\$ 293,967	\$ 24,577	\$ 282,853	9%

Expenditures	2022	2023	2024	2025	2026	Budgeted	% Spent
	2022	2023	2024	2025	2026	2026	2026
Water	\$ 2,865,446	\$ 3,413,407	\$ 3,739,804	\$ 3,479,518	\$ 378,407	\$ 3,816,681	10%
Wastewater	\$ 2,053,035	\$ 6,261,648	\$ 6,378,211	\$ 4,729,011	\$ 1,527,221	\$ 5,027,157	30%
Stormwater	\$ 299,939	\$ 113,233	\$ 119,517	\$ 199,641	\$ 31,748	\$ 106,847	30%

Surplus/(Deficit)	2022	2023	2024	2025	2026
	Water	\$ 595,169	\$ (566,596)	\$ (204,778)	\$ 168,830
Wastewater	\$ 5,825,005	\$ (54,068)	\$ (1,156,825)	\$ (346,298)	\$ (1,327,099)
Stormwater	\$ (11,934)	\$ 166,782	\$ 165,641	\$ 94,326	\$ (7,171)

	2026 Revenue		
	Water	Wastewater	Stormwater
Jan	\$ 304,748	\$ 200,122	\$ 24,577
Feb	\$ -	\$ -	\$ -
Mar	\$ -	\$ -	\$ -
Apr	\$ -	\$ -	\$ -
May	\$ -	\$ -	\$ -
Jun	\$ -	\$ -	\$ -
Jul	\$ -	\$ -	\$ -
Aug	\$ -	\$ -	\$ -
Sep	\$ -	\$ -	\$ -
Oct	\$ -	\$ -	\$ -
Nov	\$ -	\$ -	\$ -
Dec	\$ -	\$ -	\$ -
Total	\$ 304,748	\$ 200,122	\$ 24,577

	2026 Expenditures		
	Water	Wastewater	Stormwater
Jan	\$ 378,407	\$ 1,527,221	\$ 31,748
Feb	\$ -	\$ -	\$ -
Mar	\$ -	\$ -	\$ -
Apr	\$ -	\$ -	\$ -
May	\$ -	\$ -	\$ -
Jun	\$ -	\$ -	\$ -
Jul	\$ -	\$ -	\$ -
Aug	\$ -	\$ -	\$ -
Sep	\$ -	\$ -	\$ -
Oct	\$ -	\$ -	\$ -
Nov	\$ -	\$ -	\$ -
Dec	\$ -	\$ -	\$ -
Total	\$ 378,407	\$ 1,527,221	\$ 31,748





January 2026 FINANCIAL STATEMENTS

General Fund

Revenues: As of January 31, 2026,

- Ad Valorem collections are \$1,043,534, 52% of the budget,
- Ad Valorem Year over Year totals are down \$32,331 for 2026. A five percent delinquency rate is generally expected in this area.
- Total revenues are down \$91,591 through January compared to last year.
- Franchise fees collected for January 2026 show collections Year over Year totals are up \$4,707.

Sources of General Fund revenues are broken down in the following categories annually:

- Ad Valorem Taxes **25%**
- Sales and Compensating Use Tax **48%**
- Franchise Fees from private utilities **12%**
- Charges for services/Other **15%**

Expenditures:

- As of January 2026, \$764,497 has been expended, which is 8.21% of the 2026 budget adopted.
- There was a deficit of \$366,316 in the general fund for January 2026.

Utility Funds

As of January 2026, expenditures are as expected.

	Budgeted	Expenditures	% Exp as of 1.31.2026	Transfers	Total Exp + Transfers as of 1.31.2026	% Exp + Transfers as of 1.31.2026
Water	\$3,816,681	\$ 378,407	10%	\$ -	\$ 378,407	10%
Wastewater	\$4,999,347	\$ 1,527,221	31%	\$ -	\$ 1,527,221	31%
Stormwater	\$ 106,847	\$ 31,748	30%	\$ -	\$ 31,748	30%

Earles Engineering & Inspection, LLC
112 W 4th St
Pittsburg, KS 66762
620-626-8912

Invoice

Date	Invoice #
2/4/2026	18418

Bill To
City of Fort Scott 123 S Main Fort Scott KS 66701

RECEIVED
FEB 09 2026
City Clerk 2/16/26 ASB/DA

EEI Project No.

P.O. No.

25-12 East National Phase I			
Quantity/Hours	Item	Rate	Amount
	Preliminary 80%	20,700.00	20,700.00

Total \$20,700.00

Balance Due \$20,700.00



FORT SCOTT LAND BANK ANNUAL REPORT

2025

Prepared by
Lisa Dillon
Land Bank Manager

123 S Main Street
Fort Scott KS 66701

620-223-0550
www.fscity.org



Executive summary

The Fort Scott Land Bank exists to strategically acquire, hold, manage, and return problem properties to productive use in support of housing stability, neighborhood revitalization, and long-term community investment. The Land Bank serves as a tool to address tax-delinquent, abandoned, and blighted properties that are unlikely to return to the private market without public intervention.

During the past year, the Land Bank focused on stabilizing its core operations, clarifying ownership and title issues, coordinating with legal and tax sale partners, and aligning its activities with broader city housing and redevelopment goals. Emphasis was placed on improving internal tracking, responding to property inquiries, and preparing properties for future disposition once legal and title barriers are resolved.

The Land Bank continues to face challenges related to title clearance, deceased ownership, and the time-intensive nature of returning distressed properties to productive use. These challenges require coordination with legal counsel, courts, and external partners and often extend project timelines. Despite these constraints, the Land Bank has maintained forward momentum by prioritizing properties with the highest redevelopment potential and those that support neighborhood stabilization efforts.

Looking ahead, the Land Bank will continue to function as a strategic implementation arm for the City's housing and revitalization initiatives. Future priorities include advancing title clearance efforts, supporting infill housing opportunities, coordinating with developers and adjacent property owners, and strengthening alignment with citywide housing strategies. The Land Bank remains committed to responsible stewardship, transparency, and outcomes that contribute to stronger neighborhoods and increased long-term tax base growth for the City of Fort Scott.

Table of Contents

Executive Summary	2
Table of Contents	3
Internal development	4
Vision, Mission, and Values	5
Summary of Activities	7
Property Disposition	
Financial Summary	
Key Achievements	
Future Outlook	
Conclusion	



Internal Development

In May, administrative responsibility for the Fort Scott Land Bank transitioned from former Land Bank Manager Pat Bishop to Lisa Dillon, who is employed by the City of Fort Scott. This transition focused on maintaining continuity of operations while strengthening internal organization, documentation, and overall administrative processes.

During the transition, files and records were transferred and reviewed to ensure consistency, clarity, and accessibility in support of ongoing Land Bank activities. Emphasis was placed on maintaining institutional knowledge while aligning records and procedures with current operational needs.

This internal development period provided an opportunity to assess existing practices, improve internal coordination, and establish a stronger administrative foundation for the Land Bank. These efforts support more effective board operations, clearer communication with partners, and improved readiness for future initiatives.

The transition reflects a commitment to stability, responsible stewardship, and continuous improvement as the Land Bank advances its mission and long-term objectives.

Board Members

Don Tucker – Chairman

Heather Madison – Treasurer

Matthew Wells – City Commissioner member

Michael Hoyt – Board Member

Open Position - Board Member

Judy Earp submitted her resignation on April 28th. Bailey Lyons term ended end of January 2025. Dyllan Olson city commissioner was replaced by Matthew Wells. County Commissioner has not had a chance to attend meetings, but a spot was offered. Heather Madison submitted a letter of interest in being on the board which was approved by the City Commission.

Our Vision



The Fort Scott Land Bank envisions strong, stable neighborhoods where vacant and distressed properties are thoughtfully returned to productive use, supporting housing opportunity, community reinvestment, and long-term economic vitality. Through strategic stewardship and intentional partnerships, the Land Bank serves as a catalyst for revitalization that strengthens neighborhoods today while building a resilient future for Fort Scott.

Our Mission

The Fort Scott Land Bank’s mission is to strategically acquire, manage, and return vacant, abandoned, and tax-delinquent properties to productive use in order to support housing stability, neighborhood revitalization, and long-term community growth. The Land Bank works in coordination with public and private partners to remove barriers to redevelopment and promote responsible reinvestment throughout Fort Scott.

Our Values

Stewardship

We responsibly manage public assets with care, accountability, and a long-term perspective, ensuring properties are handled in a way that benefits neighborhoods and the community as a whole.

Transparency

We operate with openness and clarity in our processes, decisions, and communications, fostering trust with residents, partners, and stakeholders.

Community Focus

We prioritize outcomes that strengthen neighborhoods, support housing stability, and improve quality of life for Fort Scott residents.

Collaboration

We work in partnership with property owners, developers, legal professionals, and community organizations to achieve shared revitalization goals.

Strategic Action

We focus on thoughtful, intentional decisions that remove barriers to redevelopment and position properties for sustainable, productive reuse.

Summary of Activities 2025

Category	Count / Amount	Notes (Optional)
Properties Held (Beginning of Year)	27	
Properties Acquired	1721 E Wall 402 S Horton	
Properties Sold / Transferred	616 Horton - \$500.00 1024 S Judson - \$500.00 710 S Lowman (Pending) 501 Coates - \$1.00 416 Burke - \$1.00 611 S Crawford - \$2500.00 1721 E Wall - \$1,000.00 1401 E Elm - Donated 504 S Judson - \$750.00 922 E Wall - \$1,000.00	
Properties Held	21	
Income From Properties Sold	\$6,250.00	
Contractual Services	\$6,486.49	
Maintenance Costs	\$7,590.00	Mowing, cleanup
Title Search & Legal Fees	\$250.00	Title work, attorney fees
Recording & Filing Fees	\$153.73	Deeds, court filings
Legal Publications	\$71.75	Notices

Sold Transformation

1101 National - Property was sold in 2024 owner-built rehome and is now an Air BnB



2025 Properties Sold

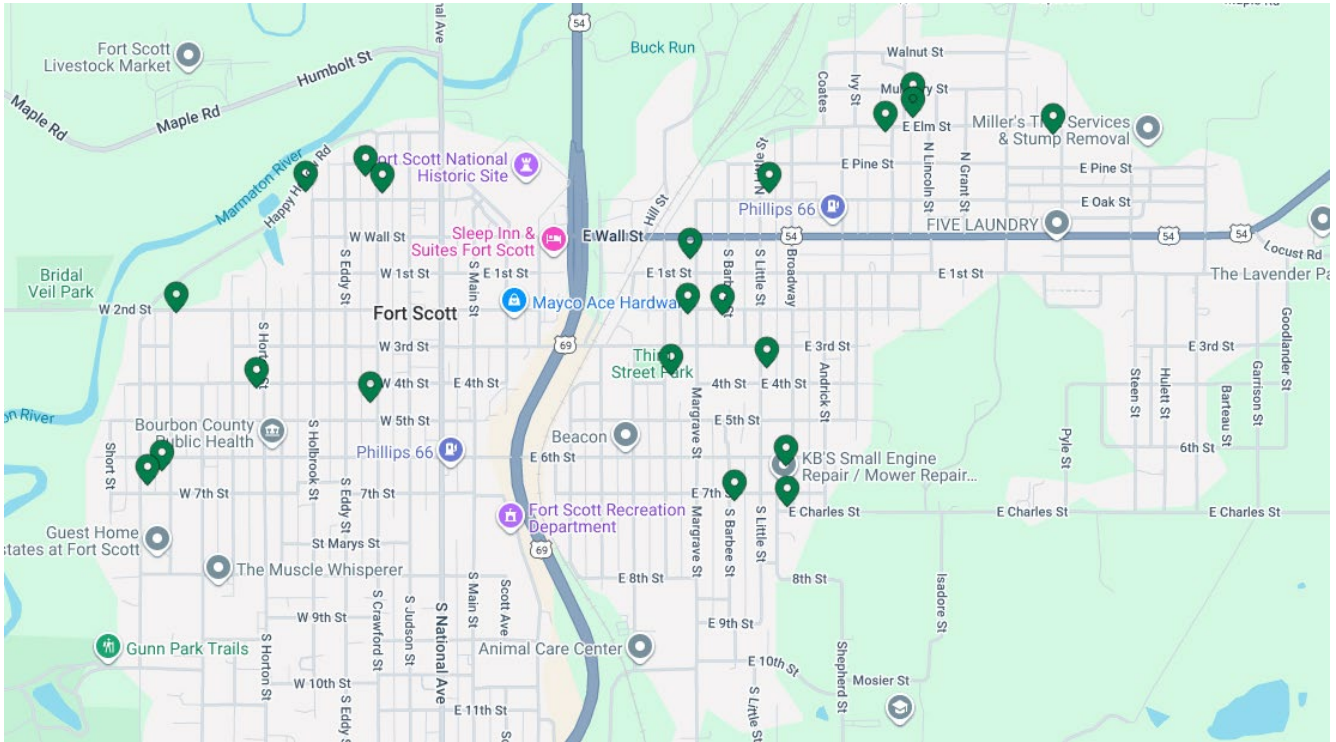
- **416 Burke** – Property was given to developer to rehabilitate



Transformation

- 616 Horton – Garage/Side Lot X
- 1024 S Judson – Side Lot X
- 710 S Lowman (Pending) Non - Conforming
- 501 Coates - Demo/Vacant Lot X
- 611 S Crawford – Side Lot X
- 1721 E Wall – Side Lot X
- 1401 E Elm – Donated to City (Basketball Court)
- 504 S Judson – Side Lot
- 922 E Wall -

Properties currently held In the Land Bank’s Inventory



- | | |
|------------------|----------------------|
| 1005 E Oak | 416 S Crawford |
| 101 N Crawford | 608 S Broadway (CT) |
| 102 N Holbrook | 612 S Couch |
| 116 N Crawford | 627 S Heylman |
| 1234 E Elm | 701 S Barbee |
| 14 S Margrave | 702 S Broadway |
| 202 S Barbee | 710 S Lowman (P,CT) |
| 202 S Margrave | 402 S Horton (CT) |
| 226 N Cameron | 323 S Hill |
| 301 N Shute (CT) | 317 S Little |
| 305 S Couch | 315 N Shute |

- CT – Clear Title
- P – Pending

Property Disposition

The Fort Scott Land Bank's disposition process is guided by the goal of returning properties to productive use in a manner that supports neighborhood stabilization, housing opportunity, and long-term community benefit. Properties held by the Land Bank are evaluated based on factors such as location, redevelopment potential, adjacent property relationships, and alignment with the City's broader housing and revitalization priorities.

As title companies repeatedly encounter similar title challenges, greater clarity and progress has emerged in addressing these issues and advancing properties toward transfer. Through continued coordination with legal counsel and partners, the Land Bank is increasingly able to clear titles on selected properties, allowing them to be transferred using a warranty deed rather than a quit claim deed. This progress improves marketability, reduces risk for future owners, and strengthens the likelihood of successful redevelopment outcomes.

Disposition strategies may include transfer to qualified developers, conveyance to adjacent property owners, or other methods that promote responsible reuse and reinvestment. When full title clearance is not yet achievable, properties may still be transferred by quit claim deed with appropriate disclosure, allowing properties to move forward while longer-term title resolution efforts continue.

All disposition actions are conducted with transparency and oversight, with decisions reviewed and approved by the Land Bank Board in accordance with applicable policies and procedures. Through intentional disposition practices and continued progress in title clearance, the Land Bank seeks to place properties into responsible ownership that contribute positively to surrounding neighborhoods and the City of Fort Scott.

Key achievements

- Transitioned the Land Bank through a leadership change while maintaining continuity of operations and strengthening internal coordination.
- Stabilized and clarified the Land Bank's role as an active steward of distressed properties rather than a passive holder, improving readiness for future redevelopment.
- Advanced progress in resolving complex title challenges by working through recurring issues with legal and title partners, increasing the number of properties positioned for transfer.
- Expanded the Land Bank's ability to move properties forward through both warranty deed and quit claim deed transfers, providing greater flexibility in returning properties to productive use.
- Improved responsiveness to property inquiries from residents, developers, and adjacent owners, supporting more timely and informed reuse decisions.
- Strengthened alignment between the Land Bank and the City's broader housing and neighborhood revitalization efforts, reinforcing the Land Bank's role as a strategic implementation tool.
- Established a clearer foundation for future disposition activity by prioritizing properties with the greatest potential impact on neighborhood stabilization.

Future outlook

The Fort Scott Land Bank is positioned to play an increasingly strategic role in advancing the City's housing and neighborhood revitalization goals. As foundational processes continue to mature, the Land Bank will shift from primarily holding and stabilizing properties to proactively supporting redevelopment outcomes that align with community priorities.

In the coming years, the Land Bank will focus on prioritizing properties with the greatest potential to support infill housing, neighborhood stabilization, and reinvestment. Continued progress in title clearance and legal coordination will remain essential to accelerating property disposition and reducing long-term holding costs.

The Land Bank will also strengthen collaboration with developers, adjacent property owners, and partner organizations to encourage responsible reuse and leverage private investment. By aligning property disposition strategies with broader city housing initiatives, the Land Bank will serve as an implementation tool that supports long-term growth rather than short-term transactions.

As capacity and systems improve, the Land Bank will emphasize transparency, accountability, and measurable outcomes. Success will be defined not only by the number of properties transferred, but by the lasting impact on neighborhoods, housing availability, and the City's tax base.

Through intentional planning, disciplined stewardship, and strategic partnerships, the Fort Scott Land Bank will continue to evolve as a catalyst for community reinvestment and a key component of the City's long-term revitalization strategy.

Conclusion

The Fort Scott Land Bank continues to serve as a critical tool in addressing long-standing property challenges and supporting the City's broader housing and neighborhood revitalization efforts. Through steady stewardship, improved coordination, and intentional planning, the Land Bank has built a stronger foundation for moving properties toward productive reuse.

While challenges related to title complexity and redevelopment timelines remain, meaningful progress has been made in positioning current property holdings for future transfer and reinvestment. The Land Bank's evolving practices reflect a balance between responsible management and forward momentum.

As the Land Bank looks ahead, its focus will remain on strategic decision-making, transparency, and partnerships that support sustainable outcomes. By continuing to strengthen internal processes and aligning City priorities, the Fort Scott Land Bank is positioned to contribute to long-term neighborhood stability and community growth.

Resolution No. 12-2026

A Resolution Authorizing the Fort Scott Land Bank to Undertake Targeted Blight Mitigation Activities in Proximity to Land Bank–Owned Properties

Whereas, the City of Fort Scott, Kansas has established the Fort Scott Land Bank pursuant to the **City Land Bank Act, K.S.A. 12-5901 et seq.**, for the purpose of acquiring, holding, managing, and disposing of real property in order to address blight, promote redevelopment, and stabilize neighborhoods; and

Whereas, K.S.A. 12-5905 grants the Land Bank Board the authority to exercise the powers of the land bank and to take actions necessary and appropriate to carry out the purposes of the City Land Bank Act; and

Whereas, K.S.A. 12-5907 authorizes a city land bank to acquire, manage, maintain, and dispose of property and to take actions related to the care and control of land bank property in furtherance of its statutory mission; and

Whereas, the City Land Bank Act contemplates that certain land bank activities may be undertaken **as authorized or directed by the governing body** of the municipality that created the land bank; and

Whereas, the Fort Scott Land Bank owns and manages real property within the City, and blighting conditions on nearby or adjacent properties may negatively impact public health and safety, as well as the value, marketability, and redevelopment potential of Land Bank–owned properties; and

Whereas, the City Commission finds that limited blight mitigation activities in the immediate vicinity of Land Bank–owned properties are consistent with the purposes of the City Land Bank Act and are reasonably necessary to protect and enhance Land Bank assets and support their eventual disposition and reuse;

Now, Therefore, Be It Resolved by the Governing Body of the City of Fort Scott, Kansas:

Section 1. Authorization

Pursuant to the authority granted under the **City Land Bank Act, K.S.A. 12-5901 et seq.**, **including K.S.A. 12-5905 and K.S.A. 12-5907**, the Fort Scott Land Bank is hereby authorized to expend Land Bank funds to undertake targeted blight mitigation activities on properties located within a one-quarter ($\frac{1}{4}$) mile radius of a Land Bank–owned property, provided such activities are undertaken for the purpose of protecting, stabilizing, or enhancing the value, safety, or marketability of the Land Bank–owned property.

Section 2. Scope of Activities

Authorized activities may include, but are not limited to, trash and debris removal, limited exterior cleanup, securing unsafe conditions, mowing, and similar actions necessary to address

blighting conditions that directly affect Land Bank–owned properties. This authorization does not include interior rehabilitation of privately owned structures or ongoing maintenance of private property unrelated to a Land Bank purpose.

Section 3. Oversight and Approval

All expenditures made pursuant to this Resolution shall be subject to approval by the Fort Scott Land Bank Board of Directors and shall be documented in Land Bank records. Activities undertaken shall be consistent with the Land Bank’s statutory mission, adopted policies, and available funding.

Section 4. Limitations

This Resolution does not authorize general citywide blight remediation efforts, nor does it obligate the Fort Scott Land Bank to undertake any specific action. All activities shall be undertaken at the discretion of the Land Bank Board and in a manner consistent with the City Land Bank Act.

Section 5. Effective Date

This Resolution shall take effect upon adoption.

Adopted this ___ day of _____, 2026.

Mayor

ATTEST:

City Clerk



THE G. W. VAN KEPPEL COMPANY

OCTOBER 13TH 2025

We are pleased to offer you the following quotation for your review.

Bomag 2020 BM1200/35

CURRENT HOURS 548

STANDARD EQUIPMENT

3 Milling-Drum-speeds, 85 min-1, 95 min-1, 107 min-1
Proportional adjustable water injection, 0 – 6 l/min
Automatic water saving device
Water filling pump
Wear-free, digital Milling depth display
Proportional Milling depth adjustment
Two proportional speeds for Milling-depth-adjustment
Hydraulically operated side-plates
Hydraulically operated front mold board
Rear mold board with adjustable pre-load-pressure
Right side-plate for fast Drum-exchange
Automatic load-control
Automatic distribution of traction
Hydraulically foldable Conveyor

Drive Systems

4-Crawlers
Changed swiveling mechanism rear right track chain can be swiveled in front of the mill drum fully automatic by means of gear
Rear right leg steerable
Variable transport speed
Variable operating speed
Mechanical Drum-drive

Operation comfort

Fully vibration-isolated operator-platform
Comfort-workstation for sitting operation
Ergonomic adjustable operator seat, 45° to slew
Ergonomic adjustable steering wheel / column
Height- adjustable arm-rest with integrated ergonomic operation panel
Self-explanatory, well-arranged dashboard
Large storage at ground level
Service and maintenance-points ergonomic concentrated

Safety & environmental protection

Whisper-package for noise elimination
Liquid cooled MTU-engine following Tier 4 final
Variable placeable working-lights
Rotary-beacon
Mirror
CE-conform safety-package with emergency-stop-switches
Back-up-alarm
Vandalism protection

Options included

External steering wheel

High pressure wash down system

Auto leveling

Auxiliary drive (auto rotating drum)

Standard milling drum 1200-980-15(cutting width 1200 mm, spacing 15 mm)

BOMAG BMS 15 exchangeable tool holder

Scraper 1200mm

Camera monitoring

Operators/maintenance instructions

Spare parts catalogue

Cash Sell Price.....\$335,000.00 FOB KANSAS CITY, KS (PLUS TAX)

**BRAD COOK
TERRITORY MANAGER
VAN KEPPEL**

CUSTOMER SIGNATURE

QUOTE COMPLETED MATT PETTIT ROAD GROUP MANAGER

2021 CATERPILLAR PM-822

USD **USD \$365,000**



Machine Location: [22469 I-20 frontage road Wills Point, Texas 75169](#)

Seller Information

Muller Equipment Sales

Contact: JC Muller

Phone: **(903) 918-7175**

Wills Point, Texas 75169

[Visit Our Website](#)

(903) 918-7175

Video Chat

Bigger Drum



[Hide Thumbnails](#)

Description

2021 PM-822, 2297 HOURS, 88" MILL ROTOR, 13" MAX DEPTH, DISCHARGE CONVEYOR, DUST ABATEMENT SYSTEM, MILLING CHAMBER, REAR VIEW CAMERA, CONVEYOR CAMERA, DOUBLE CENTER DISPLAY, INBOARD SKI, SONIC SENSOR, HYD. CANOPY FOLDING, GRADE AND SLOPE CONTROL SYSTEM K ROTOR SYSTEM STANDARD (15MM). ROTOR TURNING DEVICE, PNEUMATIC BIT REMOVAL TOOL, CAT C18 DIESEL ENGINE. TIER 4, 806HP.

Specifications

Year	2021	Manufacturer	CATERPILLAR
Model	PM-822	Hours	2,297
Serial Number	CAT00PM8EEE200311	Condition	Used
Max Milling Width	88 in	Max Milling Depth	13 in
Tooth Material	Ceride	Operating Weight	76,000 lb

This website uses cookies to collect data and enable essential site functionality, marketing, personalization, and analytics. ✕

[View our Cookies Policy and Privacy Policy to learn more.](#)

Canopy **Yes** **Auxiliary Lighting** **Yes**


Max Travel Speed 3.7 mph
Engine Manufacturer CATERPILLAR

Horsepower 806 HP
Engine Model C18

[Show As Paragraph](#)

This website uses cookies to collect data and enable essential site functionality, marketing, personalization, and analytics.
[View our Cookies Policy and Privacy Policy to learn more.](#)

2021 BOMAG BM1200/35



USD **USD \$475,000**

Machine Location: [25015 S McQueen Rd Chandler, Arizona 85249](#)

Seller Information

POWER MOTIVE CORP

Contact: Sales

Phone: **+1 303-223-3764**

Denver, Colorado 80216

[Visit Our Website](#)

+1 303-223-3764

Video Chat



[Hide Thumbnails](#)

Specifications

Year	2021	Manufacturer	BOMAG
Model	BM1200/35	Hours	34

This website uses cookies to collect data and enable essential site functionality, marketing, personalization, and analytics. [View our Cookies Policy and Privacy Policy to learn more.](#)

Max Milling Width 47 in
Discharge Conveyor Yes
Water System Yes

Camera Yes

Max Milling Depth 13 in
Folding Conveyor Yes
Water System Type Low and High Pressure

Polyurethane Track Pads Yes

Show As Paragraph

This website uses cookies to collect data and enable essential site functionality, marketing, personalization, and analytics.
View our [Cookies Policy](#) and [Privacy Policy](#) to learn more.



2026 Golf Event Application

Contact Name: _____

Organization: _____

Address: _____

City: _____ State: _____ Zip: _____

Contact Phone: _____ Email: _____

Tournament Fee

\$30.00 Per Player up to 80 players

\$16.00 per player after 80

Maximum fee not to exceed \$4500.00

Requested date of event: ____ / ____ / ____ Event starting time: _____

Anticipated Number of Players: _____

What are your planned lunch arrangements for the golfers participating in the event?

Please list any on course game requests and their locations: (long drive, closest to pin, etc.)

Terms and Conditions:

MAY NOT BE COMBINED WITH ANY OFFER, DISCOUNT, PROMOTION, OR SPECIAL.

UNDERSIGNED ORGANIZATION/INDIVIDUAL IS ENTITLED TO UTILIZE AND ACCESS THE FACILITY FOR THE DATE AND TIME SPECIFIED FOR THE PURPOSE OF A GOLF EVENT AND AGREES TO ABIDE BY ALL RULES AND REGULATIONS SET FORTH BY WOODLAND HILLS GOLF COURSE WHILE ON THE FACILITIES GROUNDS.

GENERAL LIMITATIONS: WOODLAND HILLS, THE CITY OF FORT SCOTT SHALL HAVE NO LIABILITY FOR THE PHYSICAL DAMAGE, THEFT, OR LOSS TO ANY PERSONAL PROPERTY OF THE EVENT ORGANIZER OR THEIR GUESTS IN ANY WAY ARISING FROM THE USE OF THE FACILITIES TO THE GREATEST EXTENT ALLOWED BY LAW.

INDEMNIFICATION: EVENT ORGANIZERS HEREBY JOINTLY AND SEVERALLY AGREE TO INDEMNIFY, DEFEND AND HOLD WOODLAND HILLS STAFF AND THE CITY OF FORT SCOTT, HARMLESS FROM ALL CLAIMS, SUITS, ACTIONS AT LAW JUDGMENTS, LIABILITIES, LOSSES, AND DAMAGES (INCLUDING ATTORNEY'S FEES ARISING FROM THE USE OF WOODLAND HILLS GOLF COURSE PROPERTY, HOWEVER CAUSED, INCLUDING WITH OUR LIMITATIONS, AND INJURY OR DAMAGES FROM NEGLIGENT, CARELESS, IMPROPER OR UNLAWFUL CONDUCT.

WOODLAND HILLS SEASON PASS HOLDERS PARTICIPATING IN THIS NON- CLUB SANCTIONED EVENT MUST PAY ALL ASSOCIATED FEES APPLICABLE TO SAID EVENT TO THE PERSONS AND/OR ORGANIZATION HOSTING SAID EVENT.

ORGANIZATION/INDIVIDUAL WILL COMMUNICATE ALL ON COURSE NEEDS WITH COURSE MANAGEMENT BEFORE THE START OF EVENT ON THE DATE AND TIME SPECIFIED ON THIS FORM.

EVENT ORGANIZERS ARE RESPONSIBLE FOR THE SETUP AND REMOVAL OF ANY AND ALL SIGNAGE, TEMPORARY STRUCTURES, AND/OR ACCESSORIES ASSOCIATED WITH THE EVENT. ANY SIGNAGE AND/OR ITEMS REMAINING ON OR AT THE FACILITY AFTER THE CONCLUSION OF THE EVENT WILL BECOME THE PROPERTY OF WOODLAND HILLS GOLF COURSE/THE CITY OF FORT SCOTT AND MAY BE SUBJECT TO DISPOSAL AT THEIR DISCRETION.

INCLEMENT WEATHER: THE EVENT WILL ONLY BE DEEMED CANCELED IF WOODLAND HILLS MANAGEMENT DEEMS THE GOLF COURSE UNPLAYABLE DUE TO WEATHER CONDITIONS. THE EVENT WILL THEN BE OPEN FOR RESCHEDULING ON A NEW AVAILABLE DATE.

ORGANIZATION/INDIVIDUAL AGREE TO HAVE FUN AND ENJOY THEMSELVES THE DAY OF THE EVENT TO MAXIMIZE THEIR EXPERIENCE AND THAT OF THEIR EVENT PARTICIPANTS

SIGNATURE BELOW INDICATES THAT I/WE CONSENT WITH ALL WOODLAND HILLS GOLF COURSE EVENT TERMS AND CONDITIONS INCLUDING, BUT NOT LIMITED TO: PAYMENT, PLAYER COUNT, FOOD AND BEVERAGE, INCLEMENT WEATHER AND/OR CANCELLATION POLICIES.

Signature: _____ **Date:** _____



CERTIFICATE OF APPROPRIATENESS

Fort Scott "H" Historic District

Building owners within the City of Fort Scott "H" Historic District must apply for a Certificate of Appropriateness when making any modifications within the District. Modifications may include alterations to existing structures, the addition of signage, the demolition of a structure, or new construction. Applications will go before the Design Review Board for a recommendation before final approval is made by the City Commission.

The City Community Development Coordinator and Codes Director along with the Design Review Board can, and will, provide assistance and advice within their authority and expertise. Your cooperation will be greatly appreciated and will contribute significantly to maintaining a historic district in which the City of Fort Scott can be proud and continues to serve as a show place for visitors to Southeast Kansas.

Documentation Requirements for Proposed Modification:

Sign

- **Drawing of Sign:** A scaled drawing giving exact outline dimensions of the sign, size & type of lettering, & color samples.
- **Location:** Indicate if the sign is to be free standing, supported by posts, affixed to a wall, etc.
- **Photograph of Existing Building:** A view of the proposed location of the sign in relation to the building and site.

Addition/Alteration to Existing Structure

- **Photograph of Existing Building:** Views taken close & at distance to help visualize the building, the proposed changes & the surrounding area.
- **Elevations of Proposed Work:** Scaled elevation drawings of all facades that will be viewed from any street within the district.
- **Materials List:** Full list of exterior materials & color samples. Material samples may be required. (*see staff*)

Demolition

- **Photograph of Structure:** As many interior and exterior views of the structure as possible to illustrate the general condition of the property.
- **Cost to Date of Building:** Current valuation of the property improvements.
- **Demolition Cost:** Estimate of demolition of building, removal of debris and grading of property following demolition.

New Construction

- **Elevation:** Scaled drawings of elevations that face any street within the district, i.e.: corner lot buildings will have two elevations and buildings with exposed elevations front and rear will require two plans.
- **Materials List:** Full list of exterior materials and color samples. Material samples may be required. (See staff)



CERTIFICATE OF APPROPRIATENESS

Fort Scott "H" Historic District

Name of Applicant: The Reynolds Law Firm, P. A. Phone: 620 223 1818

Name of Business: Law Firm Email: Zackery_reynolds@att.net

Address of Proposed Changes: 5 East Wall

Type of Proposed Modification:

- Site Plan: A scaled site plan of the proposed construction including landscaping, on premises parking and added utilities or other elements.
- Photographs of site: At least one good photograph of the proposed site. Additional photographs, viewing the site from other areas within the district will be welcomed.

Sign Addition/Alteration to Existing Structure Demolition New Construction

Application Received By: Lisa Dillon Date: 2/2/26

Description of Proposed Modification: Metal sign. It is 40 inches by 28 inches and identical on both sides. It will hang from the awning and face east and west. It will not be illuminated. Beige with green letters, old-time theme.

Design Review Board: Recommended Not Recommended

Comments: _____

Chairman: Kathy Dancer Date: Feb 10, 2026

Fort Scott City Commission: Approved Not Approved


Comments: _____

Mayor: _____ Date: _____

Codes Department: Permit Required Permit Not Required Codes Supervisor: _____
Date: _____ Date Permit Issued _____
(if applicable): _____


State Historic Preservation Office: Approved Not Approved
Community Development Manager: Lisa Dillon Date: 2/10/26

LAW OFFICE OF
ZACKERY E. REYNOLDS



The
Reynolds
Law Firm





To: Fort Scott City Commission
From: Leroy Kruger, Codes Enforcement Officer
Date: February 16, 2026 – Presented in open meeting
Re: Abatement Request – 523 S. Heylman, Fort Scott, KS 66701

I, Leroy Kruger, Codes Enforcement Officer for the City of Fort Scott, respectfully request approval for the abatement of the property located at 523 S. Heylman, Fort Scott, Kansas.

This property is a habitual violator of City Ordinance No. 3133 (Nuisance Property) and Ordinance No. 2454 (Inoperable Vehicles). The tenant/owner has been cited on multiple occasions and has failed to bring the property into compliance.

The property currently contains two inoperable vehicles being used for storage and sleeping purposes. Tents are also being used as living quarters and for camping, which constitutes an additional violation. The property does not have functioning utilities or proper sewage disposal. It is littered with debris and constitutes a public nuisance.

I am requesting authorization to abate the following items, including but not limited to:

- Inoperable vehicles
- Tents
- Stoves and camping equipment
- Fencing materials
- Boards and logs
- Bags of clothing, miscellaneous clothing, and blankets
- Trash and debris
- Scrap wood and metal
- Tarps
- Furniture
- Car parts, tires, and wheels
- Camper shells
- Barrels and boxes
- Any other items found to be in violation of City of Fort Scott codes

Upon delivery of official notice, the tenant/owner will have ten (10) days to bring the property into compliance. Failure to do so will result in the City of Fort Scott proceeding with abatement of the property. All costs associated with the abatement will be assessed to the tenant/owner at a rate of \$200.00 per hour, per worker, plus a \$100.00 administrative fee, in addition to any expenses incurred such as landfill fees and roll-off container rentals. Please contact me if additional information is needed.

Respectfully submitted,
Leroy Kruger
Codes Enforcement Officer

lkruger@fscity.org

(620) 223-0550 Ext. 301
(620) 644-2694 – Work Cell

12-5905. Same; powers of board. The board may:

- (a) Sue and be sued;
- (b) enter into contracts;
- (c) appoint and remove staff and provide for the compensation thereof;
- (d) acquire, by purchase, gift or devise, and convey any real property, including easements and reversionary interests, and personal property subject to the provisions of this act;
- (e) rebate all, or any portion thereof, the taxes on any property sold or conveyed by the bank;
- (f) exercise any other power which may be delegated to the land bank by the governing body; and
- (g) exercise any other incidental power which is necessary to carry out the purposes of the land bank and this act.

History: L. 2009, ch. 120, § 5; July 1.



MEMORANDUM OF UNDERSTANDING

Between the City of Fort Scott, Kansas and Bourbon County Kansas Concerning 911 Communication Services

1. Parties

This Memorandum of Understanding (“MOU”) is entered into by and between the Fort Scott, Kansas (“City”) and Bourbon County Kansas (“County”), collectively referred to as “the Parties.”

2. Purpose

The purpose of this MOU is to establish the terms and responsibilities under which the City will operate and maintain the 911 Communication System and Public Safety Answering Point (PSAP) serving Bourbon County and its participating public safety agencies.

3. Services Provided

The City agrees to:

- Operate the primary 911 dispatch and communications center
- Provide 24/7 emergency call answering and dispatch services
- Dispatch law enforcement, fire, and EMS services for Bourbon County and participating agencies
- Maintain communication systems, consoles, recording systems, CAD (Computer Aided Dispatch), and related equipment
- Ensure compliance with all applicable state and federal 911 regulations and standards
- Maintain trained and certified communications personnel
- Retain call records and recordings in accordance with Kansas records retention laws

4. Financial Terms

Annual Payment

The County agrees to pay the City \$242,000 per year for the provision of 911 communication services. An annual 1 ½% increase will be applied to help cover for department budget increases; both parties have the right to reevaluate this increase at any time.

Payment Schedule

Payments shall be made in quarterly installments as follows:

- \$60,500 due on or before:
 - January 1 (March 15th due date in 2026)
 - April 1
 - July 1
 - October 1

Payments shall be made to the City of Fort Scott and will be deposited accordingly by the City of Fort Scott finance department.

5. Governance and Coordination

- The City will manage day-to-day operations of the 911 center.
 - The 911 Communications Department will be supervised by the City of Fort Scott Police Department through the City Manager of the City of Fort Scott.
 - The City Manager, Chief of Police, City of Fort Scott HR, and 911 Communications Lead will establish and maintain policies and procedures governing dispatch operations.
 - The County and City Public Safety officials agree to meet at least annually (or as needed) to review operations, service levels, technology needs, and budget considerations.
 - Both Parties agree to cooperate on planning for future system upgrades, NG911 implementation, and grant opportunities.
-

6. Equipment and Facilities

- The City shall house and maintain the 911 communications equipment within its designated public safety facility.
 - The City is responsible for all upgrades and major capital expenses for the department
-

7. Records and Reporting

The City will:

- Maintain records of calls, dispatch logs, and recordings as required by law
- Provide reasonable operational reports to the County upon request
- Participate in any required state 911 reporting



8. Liability and Insurance

Each Party shall be responsible for its own acts and omissions and those of its officers, employees, and agents. Nothing in this MOU shall be construed as a waiver of any governmental immunity protections under Kansas law.

9. Term

This MOU shall take effect on ____ January 1 ____, 2026 and remain in effect for a period of _10_ years unless amended by mutual written agreement.

10. Dispute Resolution

The Parties agree to work collaboratively and in good faith to resolve disputes. If resolution cannot be reached at the administrative level, the matter may be referred to the governing bodies of each Party.

11. Amendments

This MOU may be amended only by written agreement approved by both the Bourbon County Commission and the Fort Scott City Commission.

12. Signatures

IN WITNESS WHEREOF, the Parties have executed this Memorandum of Understanding on the dates indicated below.

BOURBON COUNTY, KANSAS

CITY OF FORT SCOTT, KANSAS

By: _____

By: _____

Name/Title: _____

Name/Title: _____

Date: _____

Date: _____